

HOW TO USE THIS BOOK AND PREPARE A LESSON

TEACHER-LED FOR LIFE TRANSFORMATION

What a privilege it is for teachers to help their students to know and believe God's Word! Although there are some activities designed for students to respond independently, much of the curriculum has been formulated to equip teachers to facilitate activities as they shepherd their students.

- Bible is the most important course!
- Use this guide to understand how to effectively use the lesson components.
- Read through each unit's section before teaching the class.
- Underline, highlight, and make notes directly in your Teacher's Edition (TE).

Let's Get Started!

BIBLE SCOPE & SEQUENCE

These handy navigation pages provide a full semester layout of the Core Bible Stories and their correlating unit Bible Passages—all on one page. This is an effective tool that allows teachers to quickly navigate and anticipate the scriptural direction of each semester.

Units 1 & 2 • **Units 3 & 4**
Units 5 & 6 • **Units 7 & 8**
Units 9 & 10 • **Units 11 & 12**


Each two-unit section is differentiated by color and includes:

- Core Bible Story discussion and application
- Two unit Bible Passages that correlate with the Core Bible Story
- Two song & lyrics activity pages based on each unit Bible Passage
- An even-unit Scripture study that allows students to explore their Bibles for related passages, and
- Multiple activities to enhance classroom Bible discovery

► THE IN-CLASS ONLINE ADVENTURE ◀

Tune Bubbler • Word Bundler • Truth Buzzer

Three online video adventures and quizzes per unit are fully integrated into this Teacher's Edition. These video adventures are conveniently indicated within the flow of classroom activities with the following symbols:



As directed in your "Get Ready" training video under the teachers tab on the BRC™ site, display the online video adventures and quizzes for the entire class (via video projection) by logging in and locating your current unit's video adventure and quiz in the progress menu of your grade and semester theme. The "Tune Bubbler" video and quiz begin Day 2 activities in each unit, followed by the "Word Bundler" video and quiz to begin Day 3 activities. The "Truth Buzzer" video and quiz precede the Day 4 Learning Points to complete the unit.

► Rewind: LEARNING REVIEW ◀

Mid and End-of-Semester Reviews

The "Rewind: LEARNING REVIEW" sections are designed to equip students with two creative opportunities to review their work per semester. In-class discussion and online "Motto Buster" video adventures and quizzes are designed to help students increase their long-term memory and application of the main ideas after each 6-unit section. With the unique combination of classroom discussion, online engagement and musical relevance, each learning review week will help students to further hide God's Word in their hearts and minds. Each "Rewind: LEARNING REVIEW" section in this Teacher's Edition is synced with the online adventure menu and provides a full week of content.



HOW TO USE THIS BOOK AND PREPARE A LESSON

TEACHING OBJECTIVE

Teach the Core Bible Story to help students grasp the main idea.

BLUE BOXES

Blue boxes provide concise instructions for teachers to easily facilitate creative activities—such as the Day 2 and Day 3 interactive activities—which offer variety, fun and exploration of the unit's Bible Passage. Occasionally, materials or short preparation is needed in advance.

▶ LESSON INTRODUCTION ◀

Lesson Target • Lesson Setting • Teacher Helps

Lesson Introduction sections are fantastic tools for teachers to engage students with a deeper understanding of scripture. They begin each two-unit section by providing teachers with the lesson target, lesson setting, and critical background information that will translate into students understanding the context and application of the Core Bible Stories.

▶ LESSON CONNECTION ◀

Core Bible Story and Unit Bible Passage

Lesson Connection pages quickly identify the crux of each unit's learning objective: how the Core Bible Story and Unit Bible Passage combine to help students accomplish the lesson target.



ONLINE HIGHLIGHTS

Online Highlights feature 15 key points that students are learning in their online adventure. These points can be used to facilitate discussion, prompt writing, or enhance personal application.

TEACHER ENRICHMENT

In addition to the lesson introduction and connection pages in this TE, it is imperative that teachers go to the online adventure site on a per unit basis and click the "Teachers/Enrichment" tab. Here, teachers are given invaluable meaning behind each unit's Bible Passage with insight into how the unit's Bible Passage fits into the overall semester theme. This teacher enrichment devotional unit is placed online because of the value we place on extending the learning into the home and giving parents tools to further instruct their children.

▶ DAY 1 ◀

Core Bible Story

Each Core Bible Story is studied over a two-unit period and is either repeated, or divided and continued in the 2nd unit, depending on the size of the story. This two-unit discussion format allows for students to fully understand and apply each Core Bible Story and the multiple Bible Passages that further its meaning and application. We want students to not just know, but understand and apply God's Word.

This is a teacher-led activity that requires preparation from the "Lesson Introduction" and "Lesson Connection" sections. This is not an activity students should accomplish without a teacher. The Core Bible Story discussion is optimally taught in this order:

- Class reads entire story
- Teacher inserts background for understanding
- Class re-reads a highlighted verse section with questions (4 sections)
- Teacher facilitates answering questions from highlighted verse section
- Teacher provides insight, personal story or application

▶ ODD UNITS: DAY 1 ◀

Core Bible Story Discussion

The Core Bible Story discussion section starts off each two-week unit. Therefore, it is best for teachers to facilitate discussion, solicit input from students, and guide students so that there is complete accuracy and understanding of the Core Bible Story.

▶ EVEN UNITS: DAY 1 ◀

Core Bible Story Application

To follow up the even-unit Core Bible Story discussion, this activity allows students to express what they've learned. This activity works best when students are allowed to self-reflect and write out their thoughts, followed by classroom discussion so that students can learn from the application of fellow students.

HOW TO USE THIS BOOK AND PREPARE A LESSON

► THIS UNIT'S LYRICS ◀

This page was designed to allow students to take advantage of how the song lyrics expose the spiritual challenge of the unit's Bible Passage. The uniqueness of the Bible REPLAY Curriculum™ is that it allows students to explore the connection between the unit's Bible Passage and the song it inspired, which was specifically designed with lyrical hooks and relatable language to bring the meaning of the Bible Passage alive in kids' hearts and minds. With each lyrics page, teachers have the opportunity to discuss the unit's Bible Passage, converse with students about how the song reflects the key scripture, and let students make notes about what they're learning. Catchy tunes emphasize lifetime messages!

WHAT WE LEARNED

Learning Points • Unit Quiz

The learning points and unit quiz pages allow teachers to review key points with students and assess knowledge. In addition to the 30 quiz questions students encounter in your classroom online adventure, the 5 learning points and 7 quiz questions in the student workbooks prompt further discussion of both the Core Bible Story and the unit's Bible Passage.

► EVEN UNITS: DAY 2 ◀

Scripture Study

Students have an opportunity to locate and study scriptures in their Bibles that further teach the meaning of the unit's Bible Passage. Students will see how different parts of the Bible are related and how the main idea applies to their lives. As time allows, students may explore up to 3 supplemental Bible Passages in this activity.

► CREATIVE PAGE ◀

Student Workbooks (SW) only. This page includes extra workspace for activities that may have been assigned anytime within a two-unit section. This activity workspace may precede or follow the activity assignment, so helpful page markers are in place to guide students to the activity and back to their lesson page.

► ADVENTURE WRAP UP ◀

Students conclude every two-unit section with the adventure wrap-up page to use for journaling, reflection and application. Class discussion can follow this reflection for students willing to share their thoughts.

TEACHER'S EDITION KEY

BIBLE MEMORY VERSE

This symbol indicates selected unit Bible Passages that are considered key or foundational verses to be memorized.



NOTE: For teachers who prefer assigning a Bible Memory Verse every week, every unit Bible Passage features color separation as shown below:

Colossians 3:1–2

Since, then, you have been raised with Christ, *set your hearts on things above, where Christ is seated at the right hand of God. Set your minds on things above, not on earthly things.*

The GREEN section indicates the portion that can be assigned as a Bible Memory Verse for the week for Bible Passages that are considered too long for memorization, but key for exploration.

TEACHER-LED ACTIVITY

This symbol indicates background information and facilitation of activity or discussion is needed, requiring preparation from the "Lesson Introduction" and "Lesson Connection" sections.



WHAT'S THIS?

Wherever you see "SW" we are referring to the "Student Workbook."

Here, we show the corresponding Student Workbook page numbers.

24 (SW 20)

HOW TO USE THIS BOOK AND PREPARE A LESSON

BIBLE MEMORY VERSES (“BMVs”)


We cherish all of God’s Word. “All scripture is God-breathed and is useful for teaching, rebuking, correcting, and training in righteousness so that the man of God may be thoroughly equipped for every good work.” – 2 Timothy 3:16-17

We encourage scripture memorization. “How can a young man keep his way pure? By living according to your word. I seek you with all my heart; do not let me stray from your commands. I have hidden your word in my heart that I might not sin against you.” – Psalm 119:9-11

TIPS FOR BIBLE MEMORY VERSES (“BMVs”)

- Key Bible Passages that are considered foundational for memory are indicated in the Teacher’s Edition with the memory verse symbol to assist in lesson planning. We recognize that schools have individual approaches to scripture memorization. While some memorize Bible Passages weekly, others focus on key foundational scriptures that are more frequently memorized. To accommodate every learning approach, unit Bible Passages feature a BLUE section that indicates the portion to be assigned as a “BMV” for the unit, which is especially helpful when the unit Bible Passage is considered too long for memorization.
- To memorize scripture, students must first understand the meaning. For every Bible Passage, it is essential to first define terms and discuss the meaning of the passage with your class before memorization is assigned.
- There are four Bible memory activities designed to engage students and facilitate memorization. The activities are:
 - Word Sequence Race
 - Scripture Scrambler
 - Memory Verse Game
 - Team Silence

For each selected Bible Memory Verse, one of the four memory activities is suggested. Instructions for these activities are found in the blue boxes of your Teacher’s Edition. Although activities are recommended for each memory verse, they can be used with other verses.



USE THE ONLINE “WORD BUNDLERS” IN CLASS AS A MEMORIZATION TOOL!

Online, the “Word Bundlers” (the 2nd online video adventure each unit) are designed using current research strategies to help students easily decipher and memorize verses. The main idea and key points are also provided to help students understand the Bible Passage. We encourage classroom use of these videos in addition to home use as an extremely useful tool to assist and support students in scripture understanding and memorization.

4TH GRADE BIBLE MEMORY VERSES (“BMVs”)

Below are the eight unit Bible Passages that are considered key foundational verses for memorization. The selected BMVs are also identified in the Bible Scope and Sequence and throughout the Teacher’s Edition.

SEEKERMANIA

Fall

Unit 5: Matthew 6:20–21
Word Sequence Race

Unit 7: Matthew 6:33–34
Memory Verse Game

Unit 8: Proverbs 3:5–6
Scripture Scrambler

Unit 10: Galatians 2:20
Team Silence



Spring

Unit 2: II Timothy 3:16–17
Word Sequence Race

Unit 3: Psalm 1:1–2
Memory Verse Game

Unit 7: Psalm 119:9–11
Scripture Scrambler

Unit 8: Romans 10:17
Team Silence

Unit 12: Philippians 4:6–7
Word Sequence Race

BIBLE SCOPE & SEQUENCE

Grade 4 Fall **SEEKERMANIA** ADVENTURES IN THE PURSUIT OF GOD'S PRESENCE

UNITS 1 & 2 (Page 1)

Core Bible Story

Matthew 5:3–16
Jesus Teaches the Beatitudes, Salt & Light

Bible Passage 1

Hebrews 10:22

Let us draw near to God with a sincere heart in full assurance of faith, having our hearts sprinkled to cleanse us from a guilty conscience and having our bodies washed with pure water.

Bible Passage 2

Psalms 63:1

O God, you are my God, earnestly I seek you; my soul thirsts for you, my body longs for you, in a dry and weary land where there is no water.

UNITS 3 & 4 (Page 19)

Core Bible Story

Matthew 6:5–13
Jesus Teaches about Prayer

Bible Passage 3

Matthew 6:6

But when you pray, go into your room, close the door and pray to your Father, who is unseen. Then your Father, who sees what is done in secret, will reward you.

Bible Passage 4

Colossians 3:1–2

Since, then, you have been raised with Christ, set your hearts on things above, where Christ is seated at the right hand of God. Set your minds on things above, not on earthly things.

UNITS 5 & 6 (Page 37)

Core Bible Story

Matthew 6:19–24
Jesus Teaches about Treasures in Heaven

Bible Passage 5

Matthew 6:20–21



But store up for yourselves treasures in heaven, where moth and rust do not destroy, and where thieves do not break in and steal. For where your treasure is, there your heart will be also.

Bible Passage 6

Romans 12:1–2a

Therefore, I urge you, brothers, in view of God's mercy, to offer your bodies as living sacrifices, holy and pleasing to God—this is your spiritual act of worship. Do not conform any longer to the pattern of this world, but be transformed by the renewing of your mind.

UNITS 7 & 8 (Page 61)

Core Bible Story

Matthew 6:25–34
Jesus Teaches about Not Worrying

Bible Passage 7

Matthew 6:33–34



But seek first his kingdom and his righteousness, and all these things will be given to you as well. Therefore do not worry about tomorrow, for tomorrow will worry about itself. Each day has enough trouble of its own.

Bible Passage 8

Proverbs 3:5–6



Trust in the Lord with all your heart and lean not on your own understanding; in all your ways acknowledge him, and he will make your paths straight.

UNITS 9 & 10 (Page 79)

Core Bible Story

Matthew 7:1–5
Jesus Teaches about Judging Others

Bible Passage 9

Psalms 130:3–4

If you, O LORD, kept a record of sins, O LORD, who could stand? But with you there is forgiveness; therefore you are feared.

Bible Passage 10

Galatians 2:20



I have been crucified with Christ and I no longer live, but Christ lives in me. The life I live in the body, I live by faith in the Son of God, who loved me and gave himself for me.

UNITS 11 & 12 (Page 97)

Core Bible Story

Matthew 7:15–23
Jesus Teaches about a Tree and its Fruit

Bible Passage 11

Ephesians 4:22–24

You were taught, with regard to your former way of life, to put off your old self, which is being corrupted by its deceitful desires; to be made new in the attitude of your minds; and to put on the new self, created to be like God in true righteousness and holiness.

Bible Passage 12

1 John 2:15–16

Do not love the world or anything in the world. If anyone loves the world, the love of the Father is not in him. For everything in the world—the cravings of sinful man, the lust of his eyes and the boasting of what he has and does—comes not from the Father but from the world.

BIBLE SCOPE & SEQUENCE

Grade 4 Spring **SALVATION SPEEDWAY** ADVENTURES IN THE POWER OF GOD'S WORD

UNITS 1 & 2 (Page 121)

Core Bible Story

Luke 5:33–6:11

Jesus is Lord of the Sabbath
(The Parable of Old Garments
and Old Wineskins)

Bible Passage 1

Colossians 3:16

Let the word of Christ dwell in you richly as you teach and admonish one another with all wisdom, and as you sing psalms, hymns and spiritual songs with gratitude in your hearts to God.

Bible Passage 2

2 Timothy 3:16–17



All Scripture is God-breathed and is useful for teaching, rebuking, correcting and training in righteousness, so that the man of God may be thoroughly equipped for every good work.

UNITS 3 & 4 (Page 139)

Core Bible Story

Luke 6:46–49

The Parable of the Wise and Foolish Builders

Bible Passage 3

Psalms 1:1–2



Blessed is the man who does not walk in the counsel of the wicked or stand in the way of sinners or sit in the seat of mockers. But his delight is in the law of the Lord, and on his law he meditates day and night.

Bible Passage 4

James 1:25

But the man who looks intently into the perfect law that gives freedom, and continues to do this, not forgetting what he has heard, but doing it—he will be blessed in what he does.

UNITS 5 & 6 (Page 157)

Core Bible Story

Luke 7:36–50

Jesus Anointed by a Sinful Woman (The Parable of Two Debtors)

Bible Passage 5

Psalms 32:1–2

Blessed is he whose transgressions are forgiven, whose sins are covered. Blessed is the man whose sin the Lord does not count against him and in whose spirit is no deceit.

Bible Passage 6

Ephesians 1:7–8

In him we have redemption through his blood, the forgiveness of sins, in accordance with the riches of God's grace that he lavished on us with all wisdom and understanding.

UNITS 7 & 8 (Page 181)

Core Bible Story

Luke 8:4–15

The Parable of the Sower

Bible Passage 7

Psalms 119:9–11



How can a young man keep his way pure? By living according to your word. I seek you with all my heart; do not let me stray from your commands. I have hidden your word in my heart that I might not sin against you.

Bible Passage 8

Romans 10:17



Consequently, faith comes from hearing the message, and the message is heard through the word of Christ.

UNITS 9 & 10 (Page 199)

Core Bible Story

Luke 10:25–37

The Parable of the Good Samaritan

Bible Passage 9

Psalms 37:7–9

Be still before the Lord and wait patiently for him; do not fret when men succeed in their ways, when they carry out their wicked schemes. Refrain from anger and turn from wrath; do not fret—it leads only to evil. For evil men will be cut off, but those who hope in the Lord will inherit the land.

Bible Passage 10

Hebrews 12:14–15a

Make every effort to live in peace with all men and to be holy; without holiness no one will see the Lord. See to it that no one misses the grace of God.

UNITS 11 & 12 (Page 217)

Core Bible Story

Luke 11:1–13

Jesus' Teaching on Prayer (The Parable of the Friend in Need)

Bible Passage 11

Psalms 23:1–3

The Lord is my shepherd, I shall not be in want. He makes me lie down in green pastures, he leads me beside quiet waters, he restores my soul. He guides me in paths of righteousness for his name's sake.

Bible Passage 12

Philippians 4:6–7



Do not be anxious about anything, but in everything, by prayer and petition, with thanksgiving, present your requests to God. And the peace of God, which transcends all understanding, will guard your hearts and your minds in Christ Jesus.

UNITS 1 & 2

Core Bible Story: Matthew 5:3–16

Adventures in the pursuit of God's presence begin as we explore Jesus' teaching from the Gospel of Matthew!


Unit 1 Bible Passage: Hebrews 10:22

Unit 2 Bible Passage: Psalm 63:1

Two powerful Bible Passages emerge to parallel the Core Bible Story as we discover how to draw near to God.

**LET'S GET READY TO DISCOVER
THE PURSUIT OF GOD'S PRESENCE!**





Matthew 5:3–16

BACKGROUND

Lesson Target

Those in the kingdom of heaven seek God by loving him. They are blessed and their lives show God to the world.

Lesson Setting

Matthew is different from the other Gospels in that it contains significant portions of Jesus' teaching that the other Gospels omit. It's one of the two Gospels with an apostolic author. Matthew has a definite Jewish flavor, which makes it a logical transition from the Old Testament to the New Testament. Matthew consistently shows Jesus as the rightful Messiah of Israel who fulfills prophecy.


The Sermon on the Mount begins with the Beatitudes. Here Jesus describes eight characteristics which bring blessings as a natural outcome of the characteristic. In the first and last Beatitudes, the blessing is the same: "for theirs is the kingdom of heaven." Having the first and last items parallel is called *inclusio*, and it's a common feature of Hebrew poetry. It tells us that the six blessings between the first and last are included in the kingdom of heaven. The eight characteristics describe those in God's kingdom.

Jesus expands on the final beatitude by saying God will reward those who suffer because they obey him (vv. 11–12). When we obey God

(say, by refusing to watch an offensive movie), our lives convict others. They may be drawn to God, or they may respond by attacking us for disapproving of their actions.

Then Jesus explains that those who take on the beatitude characteristics will be salt and light in the world. There were no refrigerators in Jesus' day so people kept food from decaying with salt (think gravlax and beef jerky); likewise, when we take on kingdom characteristics, we keep the world around us from morally decaying. Salt, however, could take on impurities like sand and thus lose its saltiness (that is, its preserving power); if we let the world corrupt us, we lose our ability to keep the world from growing more corrupt.

If we have the beatitude characteristics, then we have plenty of good deeds. These good deeds are light that help others see God. We shouldn't hide our love for God because that prevents others from seeing God through us. Our life of pursuing God shines in the world.




Teacher Helps

Scriptures

- Mark 9:49–50; Luke 14:34–35—the same biblical account
- John 8:12; John 9:5—Jesus calls Himself "light"

Biblical Concepts

Our purpose as disciples, usefulness to God



This Unit's Connection

UNIT 1

UNIT 1

Core Bible Story & Bible Passage

The Beatitudes describe people who seek God wholeheartedly. They know their need of God's mercy and deeply desire to obey God in everything, even in their thoughts. Having received mercy, they show mercy. They bring peace to the world as far as it depends on them, and they don't allow persecution to stop them from obeying God. Their lives help others see God.

Hebrews 10:22 calls us all to seek God the way Jesus described. We must seek him with a sincere (or true) heart. Such a heart is just what the Beatitudes describe. The poor in spirit recognize their need for God and don't pretend to be good. Those who mourn over sin don't justify or excuse sin. The meek do not pretend to be better than they are. Those


who hunger for righteousness aren't faking goodness. The merciful can give mercy because they know they received it without deserving it. The pure in heart judge rightly their thoughts without pretending to be something on the outside that's different from what they are on the inside. Peacemakers truly love others. The persecuted continue to obey despite suffering because they fully seek God.

We seek God with "full assurance of faith" because God has cleansed us. Just as Jesus said, "those who hunger and thirst for righteousness ... will be filled." Jesus' blood cleanses us of all unrighteousness and we are filled with the righteousness we seek. The world sees our sincere love and that helps them see God.



ONLINE HIGHLIGHTS

1. We can seek God at any time in any place.
2. The path is always clear for us to pray to God.
3. We can't see God, so we pray in faith.
4. Our "daily flight" is a daily journey to God through prayer.
5. God is always ready to hear us talk to Him.
6. Draw near to God and spill your true heart.
7. Prayer allows us to unload guilt and shame.
8. God cleanses us when we pray with a pure heart.
9. "Seekermania" is what you have when you are crazy about God!
10. Through prayer, we can draw near to God.
11. Seek God with a heart that is sincere.
12. One reason we draw near to God is to receive His forgiveness.
13. According to the lyrics, "In our daily flight (prayer) there He will appear."
14. God's grace is endless for us even when we don't deserve it.
15. Though God is immeasurable, He wants us to be close with Him.



Core Bible Story

MATTHEW 5:3-16 JESUS TEACHES THE BEATITUDES, SALT & LIGHT

³ "Blessed are the poor in spirit, / for theirs is the kingdom of heaven. / ⁴ Blessed are those who mourn, / for they will be comforted. / ⁵ Blessed are the meek, / for they will inherit the earth. / ⁶ Blessed are those who hunger and thirst for righteousness, / for they will be filled. / ⁷ Blessed are the merciful, / for they will be shown mercy. / ⁸ Blessed are the pure in heart, / for they will see God. / ⁹ Blessed are the peacemakers, / for they will be called sons of God. / ¹⁰ Blessed are those who are persecuted because of righteousness, / for theirs is the kingdom of heaven.

¹¹ "Blessed are you when people insult you, persecute you and falsely say all kinds of evil against you because of me. ¹² Rejoice

and be glad, because great is your reward in heaven, for in the same way they persecuted the prophets who were before you.

¹³ "You are the salt of the earth. But if the salt loses its saltiness, how can it be made salty again? It is no longer good for anything, except to be thrown out and trampled by men.

¹⁴ "You are the light of the world. A city on a hill cannot be hidden. ¹⁵ Neither do people light a lamp and put it under a bowl. Instead they put it on its stand, and it gives light to everyone in the house.


¹⁶ In the same way, let your light shine before men, that they may see your good deeds and praise your Father in heaven."

MEANING MATCH

MATTHEW 5:3-16

Draw a line from each word or phrase on the left to the definition on the right that matches its meaning in the Core Bible Story.

1. Blessed	a. Feel deeply sad about sin
2. Kingdom of heaven	b. Those whose thoughts are neither sinful nor hypocritical
3. Poor in spirit	c. Realm of God's rule
4. Mourn	d. Humble; exalts others
5. Meek	e. Happy in finding approval
6. Mercy	f. Bringing people to God and bringing people together
7. Pure in heart	g. Living according to God's rules
8. Peacemakers	h. Aware of sin and need for God's grace
9. Persecuted	i. Loving, undeserved response to someone miserable
10. Righteousness	j. Treated badly, including ridicule, imprisonment, even death



Core Bible Story Discussion

MATTHEW 5:3–16 JESUS TEACHES THE
BEATITUDES, SALT & LIGHT

Read Matthew 5:13. What did Jesus call His followers?
The salt of the earth.

Why are believers the salt of the earth?
Believers have a duty to make the kingdom of God and the
truth of the gospel come alive to the world.

Read Matthew 5:14. What else did Jesus call His followers?
The light of the world.

Why can't a city on a hill be hidden?
Everyone around the hill sees the light of the city.

How should believers be like the city on a hill?
Everyone around the hill sees the light of the city.

Read Matthew 5:15. What did Jesus say people don't do with a lamp?
Put it under a bowl.

What should people do with a lamp?
Put it on a stand, so that it gives light to all in the house.

In the same way, what should a believer do with God's love?
Put it on display for everyone to see.


Read Matthew 5:16. Believers should let their light shine before whom?
Men, or everyone around them.

How do believers let their light shine, and for what purpose?
By doing Christlike deeds, so that people will praise God.

TEACHING OBJECTIVE

Teach the Core Bible Story to help students grasp the main idea

TEACHING ACTIVITIES

1. **Core Bible Story**
After sharing the story background from the lesson introduction page, let students read the story and discuss the main idea.
2. **Core Bible Story Discussion**
Have students read the specific verses and answer the questions. Discuss their answers. 
3. **Meaning Match**
Students match key words to the correct definition.

TEACHING OBJECTIVE

Teach the unit's Bible Passage to help students grasp the main idea.

TEACHING ACTIVITIES

1. Explore Scripture

Let students read the passage as you share background and discuss the main idea.

2. Challenging Words

Students circle the most challenging words or short phrases from Hebrews 10:22 and share with the class. Pronounce, clarify, and define these as a class. Be sure that students understand all vocabulary before they dive in!



Glossary

- Sincere heart: pure, entire, complete
- Full assurance: confidence in God's acceptance of me when I come to Him
- Guilty conscience: troubled awareness of unforgiven sin

3. Pair and Share

Students pair up and discuss how demonstrating the characteristics found in the beatitudes brings blessings from God. The beatitudes found in Matthew 5:3–11 describe people who seek God wholeheartedly and have a sincere heart, as stated in Hebrews 10:22.

4. One-minute Write

Read description in box for each beatitude described in Matthew 5:3–11; pause for students to write how they could apply this characteristic in their own lives. This is a challenging activity, so focus on helping students to understand each beatitude by answering questions and discussing between writing sessions. You may also use Meaning Match on page 4 for a resource.



▶ PLAY HERE

Bible Passage 1

EXPLORATION AND DISCOVERY

Hebrews 10:22

Let us draw near to God with a sincere heart in full assurance of faith, having our hearts sprinkled to cleanse us from a guilty conscience and having our bodies washed with pure water.

Challenging Words

1. Circle the three words or short phrases from Hebrews 10:22 that are the most difficult to understand and write below. **Answers will vary.**

2. After the class discussion with your teacher, write the meaning of words or phrases that were most challenging for you. **Answers will vary.**

Pair and Share

With a partner, discuss the beatitudes in Matthew 5:3–11. Explain how demonstrating these characteristics brings blessing from God. **Answers will vary.**

One-minute Write

After your teacher reads the description for each beatitude found in Matthew 5:3–11, describe how you could apply this characteristic in your own life. **See Student Workbook, page 9.**

THE BEATITUDES

The **POOR IN SPIRIT** are those who recognize their spiritual inadequacy before God. Because they turn to God in repentance, theirs is the kingdom of heaven.

THOSE WHO MOURN are those who express grief over their sins and others' sins. Their comfort is in Christ's payment for their sin.

The **MEEK** seek to exalt God and others, and they don't think of themselves more highly than they should (Phil. 2:3–4; Rom. 12:3).

They will inherit the earth at the end of time (Rev. 21:1).

THOSE WHO HUNGER AND THIRST FOR RIGHTEOUSNESS

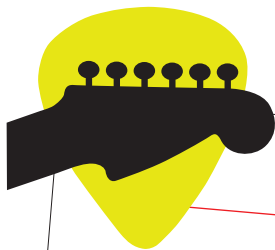
seek in everything to do God's will, and God promises they'll have righteousness!

The **MERCIFUL** are those who realize their own need of mercy, who have sought it through Jesus Christ, and in gratitude for God's undeserved love now give mercy. They will be shown mercy.

The **PURE IN HEART** are those who keep their thoughts pure (see Mat. 15:19).

PEACEMAKERS bring the gospel to others so they can have peace with God. They also try to bring people together who may be separated by tensions. They'll be called "sons of God" because they have this attribute of God.

The **PERSECUTED BECAUSE OF RIGHTEOUSNESS** are those who suffer because they obey God.



SEEKERMANIA

HEBREWS 10:22

Seekermania

Here comes the craze-catching
on with you
Unbelievable and yet it's
something we can do
To the Holy Place—we can enter in
Never hesitate to go and walk right up to Him
So we're drawing near to God with hearts sincere
As our faith ensures the path is always clear

Any time is right
Anywhere is near—Seekermania
Even out of sight
He is always here—Seekermania
Any time is right
Anywhere is near—Seekermania
In our daily flight
There He will appear—Seekermania!

And with endless grace—how He fascinates
Even when we wander and forget Him still He waits
So we're praying with our hearts upon our sleeves
As the Father draws us near and never leaves

TEACHING OBJECTIVE

Use the gift of music to explore the Bible Passage that inspired the song lyrics.

TEACHING ACTIVITIES

Song Scramble

Let students hear the song and try to unscramble five lyrics in their workbook as they sing along.



SONG SCRAMBLE

Listen to the song and unscramble these five words:

1. lapce | 2. klaw | 3. ceersni | 4. grapiny | 5. wards

1. place 2. walk 3. sincere 4. praying 5. draws

TEACHING OBJECTIVE

Further explore the unit's Bible Passage to help students apply its meaning.

TEACHING ACTIVITIES

1. Explore Scripture

Have students underline and read Matthew 5:10–11 on page 2 of their workbooks. Share background and discuss being persecuted and insulted for your faith. Most haven't been persecuted, but could relate to opposition when they obey God. Use Lesson Connection on page 3 as a resource.

2. Everyday Dilemma

Students apply the truth of Matthew 5:10–11 to an everyday dilemma that they might face. Discuss how when we obey God our lives convict others. They may be drawn to God, or they may respond by attacking us for disapproving their actions.



3. Wisdom of Another

After completing the Everyday Dilemma, students pair up and share. Then, call for volunteers who were inspired by their partner's idea to share with the class.



▶ [PLAY HERE](#)

Bible Passage 1

EXPLORATION AND DISCOVERY

Hebrews 10:22

Let us draw near to God with a sincere heart in full assurance of faith, having our hearts sprinkled to cleanse us from a guilty conscience and having our bodies washed with pure water.

Everyday Dilemma

You are at a party with a bunch of your friends. You discover that the movie everyone plans to watch is inappropriate and offensive.

1. What would you do?

[Answers will vary.](#)

2. How do your actions show that you are being salt and light and obeying God?

[Others see our good works and are drawn to God.](#)

3. Why might others get angry when we obey God?

[Our lives convict others.](#)

4. What does God promise us when we obey even in difficult times?

[We will be blessed.](#)

Wisdom of Another

After hearing from your classmates about how they could obey God even when faced with opposition, write down the idea that most inspired you and explain why.

[Answers will vary.](#)



What We Learned

Hebrews 10:22



▶ PLAY HERE

Learning Points

FROM CORE BIBLE STORY
AND BIBLE PASSAGE

To see what we've learned so far from Hebrews 10:22, fill in the blanks in the five learning points below with one of these words:

honest • cleanses • clear • praying • hear



We can draw near to God by **praying** to Him.



It pleases God when we pray with an **honest** heart.



We can be sure that God will **hear** our prayers.



Drawing near to God **cleanses** us in our hearts.



The path is always **clear** to approach God in prayer.

TEACHING OBJECTIVE

Use the five key learning points to help students understand and apply the Bible Passage.

TEACHING ACTIVITIES

1. Learning Points

Students use the list of words to fill in the blanks of the five learning points. Discuss.

2. Favorite Point

Students circle their favorite learning point. Ask volunteers to share why it is their favorite point.

3. Weekly Quiz


Students take the quiz that covers the Core Bible Story and Bible Passage. Review.


4. Crossword Puzzle

Students complete the Crossword Puzzle on the Creative Page and discuss how the lesson target can be a part of their lives.

Choose your favorite learning point from the list above, and explain what it means to you.

Answers will vary.





SEEKERMANIA

Weekly Quiz

FROM CORE BIBLE STORY AND BIBLE PASSAGE

1. Jesus said that we are the **salt** of the earth.
2. Jesus said that we are the **light** of the world.
3. Where should a light be placed? Why?
Up high, on a lamp stand, so that the light can spread all over.
4. What will be the result of letting our light shine to the world?
Men will see our good deeds and praise God.
5. Explain what it means to be salt OR light for us today. **Answers will vary.**
6. According to Hebrews 10:22, how are we to draw near to God?
With a sincere heart in full assurance of faith.
7. Why can believers consider themselves "cleansed"?
Jesus' blood and death paid for our sins and we are now free from that guilt.

CROSSWORD

Fill in the correct answers, one letter per square, both across and down, from the given clues.


Direct students to their Creative Page (SW page 9) to do their work.

Across


4. When you don't see yourself more highly than you should, you are _____.
6. When you seek to do God's will in everything, you have a hunger and a thirst for _____.
7. Those who try to bring people together are _____.
9. Our life of pursuing God through our good deeds shows we are salt and _____.

Down

1. Those who keep their thoughts clean and godly are called pure in _____.
2. When you know you need God, you are poor in _____.
3. Those who suffer because they obey God are _____.
5. When you are sad and regret your sins, you _____.
8. Those who show mercy are _____.



UNIT 2



This Unit's Connection

Core Bible Story & Bible Passage


King David describes how he sought God in Psalm 63:1. He thirsted for God in the same way he thirsted for water in the midst of a hot desert. Jesus described God seekers in the Beatitudes. He even used the same metaphor of thirst when he described "those who hunger and thirst for righteousness" because they seek a righteous God (Mat. 5:6).

David said he'd beheld God's power and glory so he was going to speak and sing of how wonderful God was (Ps. 63:2–5). That way others would know about God's greatness. Similarly, Jesus said when we live according to the Beatitudes, we become salt and light to the world: Our deeds, like David's, show others God's greatness.



ONLINE HIGHLIGHTS

1. We should seek God with much anticipation.
2. Every day brings a new opportunity to seek the Lord.
3. God is always there when you need Him.
4. No matter our situation, God never changes.
5. We need to seek God because we get to seek God.
6. Seeking God is believing that He cares for us.
7. Seeking God first means trusting Him above ourselves.
8. It's amazing that we can seek the one true God.
9. Seek God more and worry about your life less.
10. Our attitude should include a desire to seek God.
11. God can help in a weary season of life.
12. When we seek God, we should do so with urgency.
13. One of the final song lyrics was "There I find you everywhere."
14. God will bless us when we hunger and thirst for Him.
15. We don't have to wait in line to spend time with God.



Core Bible Story

MATTHEW 5:3–16 JESUS TEACHES THE BEATITUDES, SALT & LIGHT

³ "Blessed are the poor in spirit, / for theirs is the kingdom of heaven. / ⁴ Blessed are those who mourn, / for they will be comforted. / ⁵ Blessed are the meek, / for they will inherit the earth. / ⁶ Blessed are those who hunger and thirst for righteousness, / for they will be filled. / ⁷ Blessed are the merciful, / for they will be shown mercy. / ⁸ Blessed are the pure in heart, / for they will see God. / ⁹ Blessed are the peacemakers, / for they will be called sons of God. / ¹⁰ Blessed are those who are persecuted because of righteousness, / for theirs is the kingdom of heaven.

¹¹ "Blessed are you when people insult you, persecute you and falsely say all kinds of evil against you because of me. ¹² Rejoice

and be glad, because great is your reward in heaven, for in the same way they persecuted the prophets who were before you.

¹³ "You are the salt of the earth. But if the salt loses its saltiness, how can it be made salty again? It is no longer good for anything, except to be thrown out and trampled by men.

¹⁴ "You are the light of the world. A city on a hill cannot be hidden. ¹⁵ Neither do people light a lamp and put it under a bowl. Instead they put it on its stand, and it gives light to everyone in the house.

¹⁶ In the same way, let your light shine before men, that they may see your good deeds and praise your Father in heaven."

TEACHING OBJECTIVE

Review or continue the Core Bible Story to help students know and believe its meaning.

TEACHING ACTIVITIES

1. Core Bible Story

Let students read the story as you share background and discuss the main idea.

2. Core Bible Story Application

Have students read the three application steps in their workbooks. Discuss and let students share their answers.



Core Bible Story Application

MATTHEW 5:3–16 APPLICATION ACTIVITY

Step 1: Do you feel more like salt or light?

Answers will vary.

Step 2: What do you do that makes you salt or light?

Answers will vary.

Step 3: How can your saltiness or light have a positive effect on the world for God?

Answers will vary.



▶ PLAY HERE

Bible Passage 2

EXPLORATION AND DISCOVERY

Psalm 63:1

O God, you are my God, earnestly I seek you; my soul thirsts for you, my body longs for you, in a dry and weary land where there is no water.



Scripture Study

PSALM 63:1 APPLICATION ACTIVITY

PSALM 84:2

My soul yearns, even faints, for the courts of the Lord; my heart and my flesh cry out for the living God.

ISAIAH 26:9

My soul yearns for you in the night; in the morning my spirit longs for you. When your judgments come upon the earth, the people of the world learn righteousness.

MATTHEW 5:6

Blessed are those who hunger and thirst for righteousness, for they will be filled.

TEACHING OBJECTIVE

Teach the unit's Bible Passage to help students grasp the main idea.

TEACHING ACTIVITIES

1. Explore Scripture

Let students read the passage as you share background and discuss the main idea.

2. Scripture Study

Students look up Scripture in their Bibles and cross-reference to increase understanding of Bible Passage. With a partner, students read and evaluate.



3. One Word

Students choose one word that best represents Psalm 63:1 and must explain why they chose that word.

With a partner, read these passages: Psalm 84:2; Isaiah 26:9; Matthew 5:6.

What main idea do these verses share?

They're all about longing for or having a hunger for God's presence. Those who seek the Lord will be blessed and experience the righteousness of God.

How do these verses help us understand Psalm 63:1?

The verses help us understand the idea of God's blessing coming upon those who yearn, cry out, long, hunger, and thirst for God. Those who seek the Lord will experience His presence.

Challenge: When we feel distant from God, what actions should we take?

Psalm 63:1 and the related verses above remind us that we will be both blessed and filled when we earnestly seek God and His comfort. When we feel distant from God, we should follow the example of David as he urgently cried out to God when he was in the desert of Judah. God's presence in our lives will always overcome the weariness of the world.



One Word

1. Choose one word that best represents Psalm 63:1.
2. Explain why you chose that word and how it best represents the lesson.
3. How does this word show what our attitude should be like in knowing God?

Answers will vary.

TEACHING OBJECTIVE

Use the gift of music to explore the Bible Passage that inspired the song lyrics.

TEACHING ACTIVITIES

Tile Scramble

Let students hear the song and try to unscramble tiles in their workbook.

iSEEK

PSALM 63:1

iSEEK

Hey God-You are my God
And I seek You more and more

Hey God-You are my God
More than I found You before
With a hunger and a thirst
May I long to seek You first
Hey God-You are my God
And I seek You more and more

Up to seek-need to seek-get to seek-so I seek
In to seek-want to seek-got to seek-so I seek

Hey God-You are my God
And I seek You here and there
Hey God-You are my God
There I find You everywhere
In a dry and weary land
May I long to seek Your hand
Hey God-You are my God
And I seek You here and there




TILE SCRAMBLE

What does it mean to be salt and light?
Unscramble the tiles to reveal a message.

H	O	W	I	O	N	L	L	Y	S	S	O	R	L	L	O	I	A	C	T
G	O	D	E	W	R	E	A	D	T	H	A	T	V	E	M	Y	T	H	

M	Y	A	C	T	I	O	N	S	S	H	O	W	T	H	E	W	O	R	L	D	T	H	A	T
I	R	E	A	L	L	Y	L	O	V	E	G	O	D											



▶ PLAY HERE

Bible Passage 2

EXPLORATION AND DISCOVERY

Psalm 63:1

O God, you are my God, earnestly I seek you; my soul thirsts for you, my body longs for you, in a dry and weary land where there is no water.



Object Prompt

Identify the object shown by your teacher.
What does the object have to do with what you are learning from the Bible Passage this week?

Answers will vary.



Let's Draw

Choose one of the beatitudes from Matthew 5:3–11 and draw it.

1. Explain which beatitude you chose, and describe how your drawing illustrates that characteristic.
2. Now that you know this verse, what should you do?
3. What is promised for those that demonstrate the beatitude you chose?
4. One other thing that you learned from the passage is:

Answers will vary.

TEACHING OBJECTIVE

Further explore the unit's Bible Passage to help students apply its meaning.

TEACHING ACTIVITIES

1. Explore Scripture

Let students read the passage as you share background and discuss the main idea.

2. Object Prompt

Bring in salt or candle (may use Google images or a photo) with no explanation. Students will explore how it relates to what they are learning this week. Discuss in small groups, then debrief as a class. Do not give the answer until they have explored all options. Use Lesson Connection on page 11 for salt and light background.



3. Let's Draw

Students illustrate one of the beatitudes from Matthew 5:3–11.



TEACHING OBJECTIVE

Use the five key learning points to help students understand and apply the Bible Passage.

TEACHING ACTIVITIES

1. Learning Points

Students use the list of words to fill in the blanks of the five learning points. Discuss.

2. Favorite Point

Students circle their favorite learning point. Ask volunteers to share why it is their favorite point.

3. Weekly Quiz

Students take the quiz that covers the Core Bible Story and Bible Passage. Review.

What We Learned

Psalm 63:1



▶ PLAY HERE

Learning Points

FROM CORE BIBLE STORY
AND BIBLE PASSAGE

To see what we've learned so far from Psalm 63:1, fill in the blanks in the five learning points below with one of these words:

devotion • more • anywhere • thirsty • acknowledge



To seek God **acknowledge** that He is your God.



Earnestly seek God with faith and **devotion**.



We will be blessed by seeking God **more** and more.



Seeking God in prayer can happen **anywhere**.




Only God's presence can satisfy a **thirsty** soul.



Choose your favorite learning point from the list above, and explain what it means to you.

Answers will vary.



SEEKERMANIA

Weekly Quiz

FROM CORE BIBLE STORY AND BIBLE PASSAGE

1. What makes salt worthless?
Losing its saltiness.
2. How can that happen to a believer?
Answers will vary: when they are diluted with worldliness, etc.
3. When Jesus calls us lights, to what does He compare us?
A city on a hill and a lamp.
4. Why can a city on a hill not be hidden?
It is too large and bright.
5. How can Christians be a light to the world?
Answers will vary.
6. Who wrote Psalm 63?
David.
7. If you were giving David advice, what might you tell him to do since he is thirsty for God?
Answers will vary: pray, read God's word, be alone with God and seek His presence.

TEACHER'S NOTES

TEACHING OBJECTIVE

Use the three application statements below for the students to reflect on what they've learned.

TEACHING ACTIVITIES

Adventure Wrap-up

Have the students write out their thoughts. You can also come up with an additional application or personal story to share during this activity.

One thing from the lesson that challenged me this week is:

This is what I thank God for (my praise):

This is how I can live out what I learned this week at home:



Review of Units 1 and 2 Core Bible Story



(TE, pp. 4, 12; SW, pp. 2, 10)

Read Matthew 5:3–16— Jesus Teaches the Beatitudes, Salt & Light

Begin by reading the Core Bible Story. Students will review the beatitudes and describe those who are blessed, while teacher facilitates discussion (see p. 6 in TE). Salt and Light – Jesus called His followers to be the salt of the earth and the light of the world. As salt of the earth and the light of the world, what are believers called to do?

Beatitudes

- 1) poor in spirit—aware of sin and need for God's grace
- 2) those who mourn—feel deeply sad about sin
- 3) the meek—humble; exalts others
- 4) those who hunger and thirst for righteousness—desire to live according to God's rules
- 5) the merciful—loving, undeserved response to someone miserable
- 6) the pure in heart—those whose thoughts are neither sinful nor hypocritical
- 7) the peacemakers—bringing people to God and bringing people together
- 8) the persecuted—treated badly, including ridicule imprisonment, even death

Salt and Light

Believers have a duty as salt of the earth to make the kingdom of God and the truth of the gospel come alive to the world. We should let our light shine by doing Christ-like deeds, so that people will praise God.



Review of Unit 1 Bible Passage



(TE, p. 6; SW, p. 4)

Hebrews 10:22

Ask a student to read the Bible Passage from page 4 and then close their workbook.

Discuss: What is the main idea of the passage?

When we pray with an honest heart, God cleanses us and gives us peace.

Choose one student to recite the passage from memory (may get help from classmates).

-or-

Students partner up and quiz each other on the passage. After a few minutes, choose one student to recite the passage to the class from memory.

Let us draw near to God with a sincere heart in full assurance of faith, having our hearts sprinkled to cleanse us from a guilty conscience and having our bodies washed with pure water.



Review of Unit 1 Scripture Song



(TE, p. 7; SW, p. 5)

"Seekermania" (Hebrews 10:22)

(Play song in class by navigating online to the Media Player in the Teachers Menu)

Students turn to the Song Lyrics on page 5 of their Student Workbooks. While listening to the song, students write down their insights and make personal connections on the lyrics page (circle key words, underline action steps, write out what God is teaching them to do, rewrite main ideas in their own words, etc.).

Discuss: How does the song reflect the meaning of the passage?

We can seek God at any time in any place. The path is always clear for us to pray to God.

We can't see God, so we pray with faith. Our "daily flight" is a daily journey to God through prayer. We can draw near to God, spill our true heart, and unload our guilt and shame.

◀ Rewind: LEARNING REVIEW of Fall Units 1–6



▶ PLAY HERE

Review of Unit 1 Motto



(Play video in class by navigating online to Rewind: LEARNING REVIEW in the Weekly Menu)

Play the Motto Buster Video in class to see who can guess it first. Pause the video when students raise their hand to indicate they have solved the motto. Students state the motto out loud and explain the meaning in their own words.

Draw near to God with a sincere heart

Application: How and why should we draw near to God with a sincere heart?

We draw near to God with a sincere heart when we talk with Him honestly, confess our sins, and cast all our cares on Him. God cleanses us when we pray with a pure heart and gives us his grace and peace. It is a gift that we don't have to hide anything from God and can be completely honest with Him.



Review of Unit 2 Bible Passage



(TE, p. 13; SW, p. 11)

Psalms 63:1

Ask a student to read the Bible Passage from page 11 and then close their workbook. Discuss: What is the main idea of the passage?

God will bless us when we hunger and thirst for Him.

Choose one student to recite the passage from memory (may get help from classmates).

-or-

Students partner up and quiz each other on the passage. After a few minutes, choose one student to recite the passage to the class from memory.

O God, you are my God, earnestly I seek you; my soul thirsts for you, my body longs for you, in a dry and weary land where there is no water.



Review of Unit 2 Scripture Song



(TE, p. 14; SW, p. 12)

"I Seek" (Psalm 63:1)

(Play song in class by navigating online to the Media Player in the Teachers Menu)

Students turn to the Song Lyrics on page 12 of their Student Workbooks. While listening to the song, students write down their insights and make personal connections on the lyrics page (circle key words, underline action steps, write out what God is teaching them to do, rewrite main ideas in their own words, etc.).

Discuss: How does the song reflect the meaning of the passage?

We should long to seek the Lord. Seeking God first means trusting Him above ourselves.

It's amazing that we can seek the one true God. We are blessed when we seek God more and worry about our life less. God can help us through a weary season of life when we hunger and thirst for Him.



▶ PLAY HERE

Review of Unit 2 Motto



(Play video in class by navigating online to Rewind: LEARNING REVIEW in the Weekly Menu)

Play the Motto Buster Video in class to see who can guess it first. Pause the video when students raise their hand to indicate they have solved the motto. Students state the motto out loud and explain the meaning in their own words.

O God earnestly I seek You

Application: How can you seek God earnestly?

Seeking God earnestly means we have a great desire to want to know Him and His plan for our lives. We hunger and thirst for Him when we read His Word and pray for His leading in our lives. Every day brings a new opportunity to seek the Lord.



Review of Units 3 and 4 Core Bible Story



(TE, pp. 22, 30; SW, pp. 18, 26)

Read Matthew 6:5–13—Jesus Teaches about Prayer

Before reading the Core Bible Story, prompt students that they will need to listen carefully and pay attention to Jesus' teaching on prayer. Read the Core Bible Story then facilitate discussion on prayer. On the board, write separate columns of "How Not to Pray" vs. "How to Pray".

How Not to Pray	How to Pray
<ul style="list-style-type: none"> • As a hypocrite who is not sincere • Praying out in public for the purpose of putting on a show for people. • Babbling on like pagans – thinking they will be heard because of their many words. 	<ul style="list-style-type: none"> • Privately – God rewards secret and sincere prayer. • To honor God. • Approach God as "Our Father". • For God's word to be holy. • Pray God's kingdom to come – set our minds on the coming kingdom when things here are hard. • Pray for God's will to be done – find out what God's will is by searching Scripture and obeying it. • Ask for our daily needs to be met – reminds us to be content with what we have and to help the needy. • Ask for our sins to be forgiven as we forgive others. • Confess our sins and turn from them. • Ask God to lead us away from temptation and deliver us from the evil one – reminds us of our weaknesses and commits us to avoiding situation that cause temptation.

How does God reward us when we secretly spend time with Him?

He rewards us with knowing Him better, with answered prayers, with guidance towards righteousness, with insights, and with protection. In addition, He'll reward us in heaven.



Review of Unit 3 Bible Passage



(TE, p. 24; SW, p. 20)

Matthew 6:6

Ask a student to read the Bible Passage from page 20 and then close their workbook. Discuss: What is the main idea of the passage?

God rewards those who seek Him through private and sincere (honest) prayer.

Choose one student to recite the passage from memory (may get help from classmates).

-or-

Students partner up and quiz each other on the passage. After a few minutes, choose one student to recite the passage to the class from memory.

But when you pray, go into your room, close the door and pray to your Father, who is unseen. Then your Father, who sees what is done in secret, will reward you.



Review of Unit 3 Scripture Song



(TE, p. 25; SW, p. 21)

"Your Getaway" (Matthew 6:6)

(Play song in class by navigating online to the Media Player in the Teachers Menu)

Students turn to the Song Lyrics on page 21 of their Student Workbooks. While listening to the song, students write down their insights and make personal connections on the lyrics page (circle key words, underline action steps, write out what God is teaching them to do, rewrite main ideas in their own words, etc.).

Discuss: How does the song reveal how we can seek God and have our Getaway?

The way to seek God and find our "getaway" from the world is simply to pray. We can pray to God day and night, and he promises to see us and reward us with His presence in our lives. As Christ followers, it is important for us to follow His example and take the time to seek God in prayer.



Review of Unit 3 Motto



▶ PLAY HERE

(Play video in class by navigating online to Rewind: LEARNING REVIEW in the Weekly Menu)

Play the Motto Buster Video in class to see who can guess it first. Pause the video when students raise their hand to indicate they have solved the motto. Students state the motto out loud and explain the meaning in their own words.

Pray to your Father who is unseen

Application: Why should we pray to our Father who is unseen?

God the Father hears our prayers and sees us when we pray. He fills our hearts when we take the time to be with Him. He rewards us with His presence and will direct our paths.



Review of Unit 4 Bible Passage



(TE, p. 31; SW, p. 27)

Colossians 3:1–2

Ask a student to read the Bible Passage from page 27 and then close their workbook. Discuss: What is the main idea of the passage?

Being “raised with Christ” means that your sins have been forgiven through Christ.

Choose one student to recite the passage from memory (may get help from classmates).

-or-

Students partner up and quiz each other on the passage. After a few minutes, choose one student to recite the passage to the class from memory.

Since, then you have been raised with Christ, set your hearts on things above, where Christ is seated at the right hand of God. Set your minds on things above, not on earthly things.



Review of Unit 4 Scripture Song



(TE, p. 32; SW, p. 28)

“Heads-up” (Colossians 3:1–2)

(Play song in class by navigating online to the Media Player in the Teachers Menu)

Students turn to the Song Lyrics on page 28 of their Student Workbooks. While listening to the song, students write down their insights and make personal connections on the lyrics page (circle key words, underline action steps, write out what God is teaching them to do, rewrite main ideas in their own words, etc.).

Discuss: How does the song reflect the meaning of the passage?

The world lives for today, but we live for what’s to come. “Heads-up” means we set our hearts and minds on God and on things above, not earthly things. When we think on godly things we will have peace and victory in our lives.



Review of Unit 4 Motto



▶ PLAY HERE

(Play video in class by navigating online to Rewind: LEARNING REVIEW in the Weekly Menu)

Play the Motto Buster Video in class to see who can guess it first. Pause the video when students raise their hand to indicate they have solved the motto. Students state the motto out loud and explain the meaning in their own words.

Set your minds on things above

Application: How can we set our minds on things above?

Because we’ve been raised with Christ, we can set our minds on things above. Setting our minds on things above means remembering the glory to come and God’s promised rewards. It means remembering that living for this world falls short of what God wants for believers. We are also reminded to honor God while we patiently wait for His kingdom to come and right all wrongs.

Application: How can setting our minds on things above help us avoid worldly temptations?

Setting our minds on things above drives earthly temptations from our hearts and replaces them with seeking God and His rewards. Setting our minds on things above, where Christ is seated, allows His Spirit to give us the power to choose His ways over the world’s ways. When we live our life to bring glory to Him, we avoid worldly temptations.



Review of Units 5 and 6 Core Bible Story



(TE, pp. 40, 48; SW, pp. 34, 42)

Read Matthew 6:19–24— Jesus Teaches about Treasures in Heaven

Begin by reading the Core Bible Story. Discuss how we are to seek God by living wholeheartedly for Him. Jesus teaches us to pursue Him and Him alone as we live for eternal rewards. Explore each of Jesus' three metaphors about kingdom loyalty: 1) heavenly treasures vs. earthly treasures, 2) good eye vs. bad eye, 3) serving God vs. serving money. Write student responses (under each metaphor title) on the board to create discussion. The metaphor discussion may require more input from the teacher. Finally, discuss practical ways we can store up treasures in heaven.

- 1) heavenly treasures vs. earthly treasures –
A life lived for the kingdom will bear eternal rewards that cannot be destroyed or stolen like earthly treasure. Heavenly treasures are eternal, but earthly treasures are temporary.
- 2) good eye vs. bad eye – A good eye is fixed on God and makes a person so full of light that others see the light of the world through him. A bad eye is fixed on many things and makes a person full of darkness.
- 3) serving God vs. serving money – We can serve God or money, but not both, for chasing this world's treasures prevents us from doing all that God has for us. God wants our undivided loyalty. We can't love wealth and serve God at the same time. We are only capable of loving one more than the other.

What are some practical ways we can store up treasures in heaven?

We can remain faithful, love those who don't love us, secretly give to the needy, privately pray and fast, offer hospitality to Christians, use talents God gives us for Him, and diligently seek Him.



Review of Unit 5 Bible Passage



TE, p. 42; SW, p. 36)

Matthew 6:20–21

Ask a student to read the Bible Passage from page 36 and then close their workbook. Discuss: What is the main idea of the passage?

All that we value on earth will be destroyed, but what we do for Jesus will last forever.

Choose one student to recite the passage from memory (may get help from classmates).

-or-

Students partner up and quiz each other on the passage. After a few minutes, choose one student to recite the passage to the class from memory.

But store up for yourselves treasures in heaven, where moth and rust do not destroy, and where thieves do not break in and steal. For where your treasure is, there your heart will be also.



Review of Unit 5 Scripture Song



(TE, p. 43; SW, p. 37)

"To Go" (Matthew 6:20–21)

(Play song in class by navigating online to the Media Player in the Teachers Menu)

Students turn to the Song Lyrics on page 37 of their Student Workbooks. While listening to the song, students write down their insights and make personal connections on the lyrics page (circle key words, underline action steps, write out what God is teaching them to do, rewrite main ideas in their own words, etc.).

Discuss: What does "I'll take mine to go" mean? What truth does the song teach us?

"I'll take mine to go" means saving up treasures for when we are in heaven instead of seeking treasures on earth. It means living to please God, not to please men. Our hearts reveal what we treasure most: God or the world. A heart set on earthly treasure will eventually come up empty because we can't take earthly accomplishments to heaven. Any earthly fortune will fade away, but what we do for Jesus lasts forever.

◀ Rewind: LEARNING REVIEW of Fall Units 1–6



Review of Unit 5 Motto



▶ PLAY HERE

(Play video in class by navigating online to Rewind: LEARNING REVIEW in the Weekly Menu)

Play the Motto Buster Video in class to see who can guess it first. Pause the video when students raise their hand to indicate they have solved the motto. Students state the motto out loud and explain the meaning in their own words.

There your heart will be also

Application: How does what you treasure reveal where your heart is?

How we spend our time and money shows what we value. If we are busy treasuring material things and pleasing man, it shows we are living for rewards on earth and our heart is not with God. If we are busy treasuring heavenly things and are devoted to serving God and others, it reveals that our heart is living for the purpose of heavenly things.



Review of Unit 6 Bible Passage



(TE, p. 49; SW, p. 43)

Romans 12:1–2a

Ask a student to read the Bible Passage from page 43 and then close their workbook. Discuss: What is the main idea of the passage?

As believers, we must offer our lives to Christ and no longer live by the ways of the world.

Choose one student to recite the passage from memory (may get help from classmates).

-or-

Students partner up and quiz each other on the passage. After a few minutes, choose one student to recite the passage to the class from memory.

Therefore, I urge you, brothers, in view of God's mercy, to offer your bodies as living sacrifices, holy and pleasing to God—this is your spiritual act of worship. Do not conform any longer to the pattern of this world, but be transformed by the renewing of your mind.



Review of Unit 6 Scripture Song



(TE, p. 50; SW, p. 44)

"Inside Out" (Romans 12:1–2a)

(Play song in class by navigating online to the Media Player in the Teachers Menu)

Students turn to the Song Lyrics on page 44 of their Student Workbooks. While listening to the song, students write down their insights and make personal connections on the lyrics page (circle key words, underline action steps, write out what God is teaching them to do, rewrite main ideas in their own words, etc.).

Discuss: What does it mean to live from the "inside out"?

Living from the "inside out" means not pretending to love God. Living from the outside-in means pretending to follow Christ while following the pattern of the world in our hearts. We can fool people on the outside, but God sees our hearts from the inside. As Christ followers, we are to offer ourselves to God and not be like the world.



Review of Unit 6 Motto



▶ PLAY HERE

(Play video in class by navigating online to Rewind: LEARNING REVIEW in the Weekly Menu)

Play the Motto Buster Video in class to see who can guess it first. Pause the video when students raise their hand to indicate they have solved the motto. Students state the motto out loud and explain the meaning in their own words.

Transformed by the renewing

Application: How can we be transformed by the renewing of our mind?

We renew our mind by taking in Jesus' teaching and having our thoughts line up with His truth. This will transform us to no longer live according to the lies of the world, but to become more like Christ. Don't conform to the world. Instead, be transformed!