

### Exodus 3:1-12 Moses and the burning bush.

One day while Moses was out watching over his family's sheep, he saw a most unusual sight! He saw a bush that was on fire but not burning up. So Moses decided to go over and see this strange sight. When he got closer, a voice from the bush started calling his name! "Moses! Moses!" He realized the voice was God's voice! Moses answered God, saying, "Here I am." God told Moses to take his shoes off because he was standing on holy ground. Then God spoke to Moses through the bush.

God told him that He had heard the cries of His people in Egypt. They lived in Egypt, but the Egyptians had made them their slaves and were treating them very poorly. The Israelites were praying and crying out to God to help them. God told Moses He was sending him to Pharaoh to bring His people out of Egypt.

Moses got a little worried and wondered if maybe there was a younger, more powerful, and even better spoken person who could go instead. But God had a plan for Moses and He would not let Moses fail. God knew that Moses was the best guy for the job, and told him He would be with him the whole time. Moses would have God on his side when he went to ask Pharaoh to let the Israelites leave Egypt.



BIBLE STORY MEMORY
Exodus 3:8

To rescue them from the hand of the Egyptians and to bring them up ... into a good and spacious land.



MIGHTY MOUNTAIN II  
Adventures in the Triumph of God's Son

UNIT 1  
LESSON  
1

DAY 2

ACTIVITIES

THE BURNING BUSH

Think about the Bible Story, and then answer the questions below.

- What did Moses think was interesting about the bush?
- Why did Moses have to take off his shoes?
- Whose prayers had God heard?
- What are some ways God speaks to us?

UNIT MEMORY Exodus 14:13

Moses answered the people, "Do not be afraid. Stand firm and you will see the deliverance the LORD will bring you today."

**LESSON SETTING:** As the narrative opens, Egypt has enslaved the Israelites. Pharaoh (the title of the Egyptian ruler) has ordered the midwives to kill all male Israelite babies. This was to keep them from multiplying so much that they could rebel against their masters. God calls Moses to lead the people out of Egypt. We see that when God calls, God provides.



UNIT MEMORY
Exodus 14:13-14

Moses answered the people, "Do not be afraid. Stand firm and you will see the deliverance the LORD will bring you today. The Egyptians you see today you will never see again. The Lord will fight for you; you need only to be still."

### THE BURNING BUSH

After reviewing the Bible Story, direct the students to think about the story and then answer the questions using a complete sentence. Have the students discuss their answers.

### ANSWER IDEAS

- What did Moses think was interesting about the bush?  
The bush was interesting because it was on fire but not being consumed.
- Why did Moses have to take off his shoes?  
God told Moses to take his shoes off because the ground was holy.
- Whose prayers had God heard?  
God heard the Israelites' prayers while they were in Egypt.
- What are some ways God speaks to us?  
Answers will vary.





**WHAT HAPPENED?**

After reviewing the Bible Story, direct the students with these instructions: Imagine you are Moses and you have been talking to God. Draw a picture of the burning bush, and then write what you would tell your family about what happened.

Answers will vary.

UNIT 1  
LESSON 1

### MIGHTY MOUNTAIN I

Adventures in the Proof of God's Authority

DAY 3 APPLICATION

**WHAT HAPPENED?**

Imagine you are Moses and you have been talking to God. Draw a picture of the burning bush, and then write what you would tell your family about what happened.

BIBLE STORY MEMORY Exodus 3:8  
To rescue them from the hand of the Egyptians and to bring them up ... into a good and spacious land."

## LESSON 1 LEARNING POINTS

- God had a job for Moses to do.
- God will help us to do the job He has for us!



**BIBLE STORY MEMORY Exodus 3:8**  
To rescue them from the hand of the Egyptians and to bring them up ... into a good and spacious land.



UNIT 1  
LESSON 1

### MIGHTY MOUNTAIN II

Adventures in the Triumph of God's Son

DAY 4 SONG LYRICS

**LISTEN, STOP, WRITE & DISCUSS**

Listen to your UNIT SONG and say "STOP" when you hear the words below. Each time, write the definition from the board, then repeat the "Say:" sentence and discuss what each word teaches.

**Firm**  
Definition: \_\_\_\_\_  
Say: "Stand firm and know that God is for us!"

**Fight**  
Definition: \_\_\_\_\_  
Say: "Don't be afraid for God will fight for us!"

**still**  
Definition: \_\_\_\_\_  
Say: "Be still knowing God will protect us!"


**WATCH HIM GO!**  
UNIT SONG  
EXODUS 14:13-14  
When God went to Moses  
He spoke to him one-on-one  
And said from a bush  
Ever-burning the time had come  
"You'll go to deliver my people  
With words that are second to none"  
So with signs and wonders  
Equipped him to get it done  
As Moses approached all the people  
He knew what to say at once

Don't be afraid, stand firm and know  
The Lord knew from long ago  
Stand firm and wait, see how this goes  
The Lord loves the ones He chose  
Don't be afraid, stand firm and know  
The Lord knew from long ago  
Stand firm and wait, see how this goes  
The Lord will fight for you  
Be still and your faith will grow  
And watch Him go!

UNIT MEMORY Exodus 14:13  
Moses answered the people, "Do not be afraid. Stand firm and you will see the deliverance the LORD will bring you today."

## LISTEN, STOP, WRITE & DISCUSS

After reviewing the Bible Story, direct the students to listen to the UNIT SONG and say "STOP" when they hear the three key words. Each time, have them write the definition from the board, then repeat the "Say:" sentence together and discuss what each key word teaches.



**UNIT MEMORY Exodus 14:13-14**  
Moses answered the people, "Do not be afraid. Stand firm and you will see the deliverance the LORD will bring you today. The Egyptians you see today you will never see again. The Lord will fight for you; you need only to be still."

**"WATCH HIM GO!"**  
UNIT SONG  
EXODUS 14:13-14

When God went to Moses  
He spoke to him one-on-one  
And said from a bush  
Ever-burning the time had come  
"You'll go to deliver my people  
With words that are second to none"  
So with signs and wonders  
Equipped him to get it done  
As Moses approached all the people  
He knew what to say at once

Don't be afraid, stand firm and know  
The Lord knew from long ago  
Stand firm and wait, see how this goes  
The Lord loves the ones He chose  
Don't be afraid, stand firm and know  
The Lord knew from long ago  
Stand firm and wait, see how this goes  
The Lord will fight for you  
Be still and your faith will grow  
And watch Him go!

**firm**  
Definition: Strong and unchanging.  
Say: "Stand firm and know that God is for us!"

**fight**  
Definition: Determine to win.  
Say: "Don't be afraid for God will fight for us!"

**still**  
Definition: Calm with confidence.  
Say: "Be still knowing God will protect us!"



## BIBLE STORY



### Exodus 4:1-17 Moses receives signs and power.

Have you ever had doubts? Moses worried that the Israelites would not believe God had sent him to take them out of Egypt. He also worried about talking to Pharaoh as he was not a confident speaker. Moses told God about his worries and doubts, so God told Moses to take his staff and throw it on the ground. When Moses did this, the staff turned into a snake! Moses jumped and was startled! God told Moses to pick up the snake by the tail. When Moses did, the snake turned back into his staff.

Then God told Moses to put his hand inside his shirt and take it out. When Moses pulled his hand out, it was covered with a disease called leprosy that turned his skin white. Moses was scared! God then said to put his hand back into his shirt and pull it out again, and his hand was completely healed! God told Moses to use these signs and powers when he talked to the Israelites to prove the true God sent him.

Moses still worried that he could not speak well, so he asked God to send someone else. God told Moses to take his older brother Aaron, who was a good speaker and would help Moses do the talking. God had settled all of Moses's doubts, and Moses was ready to go to Egypt and face Pharaoh!



### BIBLE STORY MEMORY Exodus 4:12

The Lord said, "who gave human beings their mouths? ... Now go; I will help you speak and teach you what to say."

UNIT 1 LESSON 2 DAY 1 BIBLE STORY

**Hearing God**  
Unscramble the 3 key words below from the Bible Story.

Messo \_\_\_\_\_  
stfaf \_\_\_\_\_  
lepsoyr \_\_\_\_\_

**Exodus 4:1-17 Moses receive signs and power.**  
Have you ever had doubts? Moses worried that the Israelites would not believe God had sent him to take them out of Egypt. He also worried about talking to Pharaoh as he was not a confident speaker. Moses told God about his worries and doubts, so God told Moses to take his staff and throw it on the ground. When Moses did this, the staff turned into a snake! Moses jumped and was startled! God told Moses to pick up the snake by the tail. When Moses did, the snake turned back into his staff.

Then God told Moses to put his hand inside his shirt and take it out. When Moses pulled his hand out, it was covered with a disease called leprosy that turned his skin white. Moses was scared! God then said to put his hand back into his shirt and pull it out again, and his hand was completely healed! God told Moses to use these signs and powers when he talked to the Israelites to prove the true God sent him.

**BIBLE STORY MEMORY Exodus 4:12**  
The Lord said, "who gave human beings their mouths? ... Now go; I will help you speak and teach you what to say."

### WORD SCRAMBLE

After reading the Bible Story, direct the students to unscramble the three key words, and then discuss the words with them.

Answers: Moses, staff, leprosy

### BIBLE STORY Q & A

Q: What miracle did God show Moses he could use?

A: Turning his staff into a snake.

Q: Who did God send with Moses to Egypt?

A: God sent Moses' older brother Aaron.

## ACTIVITIES



UNIT 1 LESSON 2 DAY 2 ACTIVITIES

**SIGNS FOR MOSES**  
Think about the Bible Story, and then answer the questions below.

1. What is doubt? \_\_\_\_\_  
\_\_\_\_\_

2. What happened to Moses' staff when he threw it on the ground? \_\_\_\_\_  
\_\_\_\_\_

3. What happened to Moses' hand? \_\_\_\_\_  
\_\_\_\_\_

4. How did God take care of Moses' doubts? \_\_\_\_\_  
\_\_\_\_\_

**UNIT MEMORY Exodus 14:13**  
Moses answered the people, "Do not be afraid. Stand firm and you will see the deliverance the LORD will bring you today."

**LESSON SETTING:** God told Moses to do something dangerous: lead His people out of Egypt. The people's lives would be at stake, so they needed proof that God was indeed sending Moses to deliver them. Therefore, God gave Moses signs to show them.

### SIGNS FOR MOSES

After reviewing the Bible Story, direct the students to think about the story and then answer the questions using a complete sentence. Have the students discuss their answers.

### ANSWER IDEAS

- What is doubt?  
Doubt is not being sure about something.
- What happened to Moses' staff when he threw it on the ground?  
Moses' staff turned into a snake when he threw it down, and back into a staff when he picked it up.
- What happened to Moses' hand?  
Moses' hand had leprosy when he pulled it out of his cloak and was healed when he put it back in the cloak.
- How did God take care of Moses' doubts?  
God took care of Moses' doubts by having Aaron go with him and by giving Moses signs and wonders to do to convince Pharaoh and the people that God sent him.



### UNIT MEMORY Exodus 14:13-14

Moses answered the people, "Do not be afraid. Stand firm and you will see the deliverance the LORD will bring you today. The Egyptians you see today you will never see again. The Lord will fight for you; you need only to be still."



## APPLICATION



### FAITH OVER DOUBTS

After reviewing the Bible Story, direct the students to make a list of doubts that second graders have using the left column answer ideas. Then, help the students discuss the list and write ways God can help with those doubts using the right column answer ideas.

#### DOUBTS

##### ANSWER IDEAS

Low self-worth from being teased.

Not understanding schoolwork.

Not feeling loved as family argues.

Difficulty finding our talents.

#### WAYS GOD CAN HELP

##### ANSWER IDEAS

Sends helpful adults or friends.

Gives wisdom or a helper.

Family turns to God by prayer.

Sends helpful teachers or coaches.



UNIT 1 LESSON 2 DAY 3 APPLICATION

FAITH OVER DOUBTS

Make a list of doubts that you or your friends may have in the left column, using your teacher's help with answers. Then, list and write ways God can help with those doubts in the right column.

DOUBTS	WAYS GOD CAN HELP

BIBLE STORY MEMORY Exodus 4:12

The Lord said, "who gave human beings their mouths? ... Now go; I will help you speak and teach you what to say."

### LESSON 2 LEARNING POINTS

- God replaced Moses' fears and doubt with faith in God.
- God can increase our faith in how much He cares for us!



### BIBLE STORY MEMORY Exodus 4:12

The Lord said, "who gave human beings their mouths? ... Now go; I will help you speak and teach you what to say."



## SONG LYRICS

UNIT 1 LESSON 2 DAY 4 SONG LYRICS

LISTEN, ANSWER AND PRACTICE

Listen to your UNIT SONG to answer two application questions below. Your teacher will help with answers. Then, draw a "mini" picture of each answer to think about putting it into practice!

Q. How are we to stand knowing that God is on our side?

Q. What will happen to our faith when we trust God?

UNIT SONG EXODUS 14:13-14

When God went to Moses  
He spoke to him one-on-one  
And said from a bush  
Ever-burning the time had come  
"You'll go to deliver my people  
With words that are second to none!"  
So with signs and wonders  
Equipped him to get it done  
As Moses approached all the people  
He knew what to say at once

Don't be afraid, stand firm and know  
The Lord knew from long ago  
Stand firm and wait, see how this goes  
The Lord loves the ones He chose  
Don't be afraid, stand firm and know  
The Lord knew from long ago  
Stand firm and wait, see how this goes  
The Lord will fight for you  
Be still and your faith will grow  
And watch Him go!

UNIT MEMORY Exodus 14:13

Moses answered the people, "Do not be afraid. Stand firm and you will see the deliverance the LORD will bring you today."



### LISTEN, ANSWER AND PRACTICE

After reviewing the Bible Story, direct the students to listen to the UNIT SONG to answer the two application questions. You can also write the answers on the board for them to copy. Then, have the students draw a picture of each answer to think about putting it into practice!

### "WATCH HIM GO!" UNIT SONG EXODUS 14:13-14

When God went to Moses  
He spoke to him one-on-one  
And said from a bush  
Ever-burning the time had come  
"You'll go to deliver my people  
With words that are second to none"  
So with signs and wonders  
Equipped him to get it done  
As Moses approached all the people  
He knew what to say at once

Don't be afraid, stand firm and know  
The Lord knew from long ago  
Stand firm and wait, see how this goes  
The Lord loves the ones He chose  
Don't be afraid, stand firm and know  
The Lord knew from long ago  
Stand firm and wait, see how this goes  
The Lord will fight for you  
Be still and your faith will grow  
And watch Him go!

- Q. How are we to stand knowing that God is on our side?  
Stand firm (without compromise).
- Q. What will happen to our faith when we trust God?  
Our faith will grow (as we learn how He cares for us).



### UNIT MEMORY Exodus 14:13-14

Moses answered the people, "Do not be afraid. Stand firm and you will see the deliverance the LORD will bring you today. The Egyptians you see today you will never see again. The Lord will fight for you; you need only to be still."





### Exodus 5:1-21 Moses and Aaron visit Pharaoh.

Moses and Aaron went to Egypt to meet with the Israelites and show them the signs. The people believed God had sent Moses! Next, they went to Pharaoh's palace. Pharaoh was the leader of the Egyptians, who did not believe that the true God of the Israelites was stronger than their gods. Pharaoh forced the Israelites to work every day as Egyptian slaves so that his own people would not have to do the hard work of building his kingdom.

But Moses and Aaron told Pharaoh that the God of Israel said, "Let my people go, so that they may hold a festival to worship me in the desert." Pharaoh laughed! He said he did not know the Lord and would not let Israel go. Pharaoh did not believe in the power of the true God of Israel, but thought he was like a god because of his enormous power as Egypt's leader.

Pharaoh told Moses and Aaron to get back to work! He then told his Egyptian officers to make the work much harder for the Israelites, so the Israelites were upset with Moses and Aaron for making Pharaoh mad. But God's plan to free the Israelites was just getting started as He would use Moses and Aaron to bring on events that would change Pharaoh's mind about letting God's people go!



### BIBLE STORY MEMORY Exodus 5:2

Pharaoh said, "Who is the Lord, that I should obey him? ... I do not know the Lord and I will not let Israel go."

UNIT 1 LESSON 3  
MIGHTY MOUNTAIN I  
Adventures in the Proof of God's Authority

DAY 1 BIBLE STORY

Following God  
Unscramble the 3 key words below from the Bible Story.

placea \_\_\_\_\_  
Epygt \_\_\_\_\_  
porew \_\_\_\_\_

Exodus 5:1-21 Moses and Aaron visit Pharaoh.  
Moses and Aaron went to Egypt to meet with the Israelites and show them the signs. The people believed God had sent Moses! Next, they went to Pharaoh's palace. Pharaoh was the leader of the Egyptians, who did not believe that the true God of the Israelites was stronger than their gods. Pharaoh forced the Israelites to work every day as Egyptian slaves so that his own people would not have to do the hard work of building his kingdom.  
But Moses and Aaron told Pharaoh that the God of Israel said, "Let my people go, so that they may hold a festival to worship me in the desert." Pharaoh laughed! He said he did not know the Lord and would not let Israel go. Pharaoh did not believe in the power of the true God of Israel, but thought he was like a god because of his enormous power as Egypt's leader.  
Pharaoh told Moses and Aaron to get back to work! He then told his Egyptian officers to make the work much harder for the Israelites, so the Israelites were upset with Moses and Aaron for making Pharaoh mad. But God's plan to free the Israelites was just getting started as He would use Moses and Aaron to bring on events that would change Pharaoh's mind about letting God's people go!

BIBLE STORY MEMORY Exodus 5:2  
Pharaoh said, "Who is the Lord, that I should obey him? ... I do not know the Lord and I will not let Israel go."

### WORD SCRAMBLE

After reading the Bible Story, direct the students to unscramble the three key words, and then discuss the words with them.

Answers: palace, Egypt, power

### BIBLE STORY Q & A

Q: Why did Pharaoh not let the Israelites go?

A: He wanted to keep the Israelites as slaves.

Q: What did Pharaoh tell his workers to do to the Israelites?

A: He made them work harder.



UNIT 1 LESSON 3  
MIGHTY MOUNTAIN II  
Adventures in the Triumph of God's Son

ACTIVITIES

PHARAOH'S ANSWER  
Think about the Bible Story, and then answer the questions below.

- Why did Pharaoh laugh at what Moses and Aaron said to him? \_\_\_\_\_
- What did the Egyptian officials do to the Israelites after Moses and Aaron spoke to Pharaoh? \_\_\_\_\_
- Why were the Israelites upset with Moses and Aaron? \_\_\_\_\_
- Do you think the Israelites understood that God was actually helping them? Why or why not? \_\_\_\_\_

UNIT MEMORY Exodus 14:13  
Moses answered the people, "Do not be afraid. Stand firm and you will see the deliverance the LORD will bring you today."

LESSON SETTING: Moses and the Israelites likely thought that the trek out of Egypt would be easy. But they were wrong. When Moses asked Pharaoh to let the people come with him to the desert to worship God, Pharaoh refused and increased the people's workload. They not only had to make the same quota of bricks, but they also had to gather the straw they needed to make the bricks. As a result, the Israelites doubted God sent Moses. Moses himself was confused. But difficulties do not mean God is not with us.

### PHARAOH'S ANSWER

After reviewing the Bible Story, direct the students to think about the story and then answer the questions using a complete sentence. Have the students discuss their answers.

### ANSWER IDEAS

1. Why did Pharaoh laugh at what Moses and Aaron said to him?

Pharaoh did not believe God was more powerful than his gods or that he should let God's people go free.

2. What did the Egyptian officials do to the Israelites after Moses and Aaron spoke to Pharaoh?

The officers made the Israelites work harder and beat them if they eased up.

3. Why were the Israelites upset with Moses and Aaron?

The Israelites were upset because they thought Moses and Aaron had caused Pharaoh to become angry and make them work harder.

4. Do you think the Israelites understood that God was actually helping them? Why or why not?

Answers will vary.



### UNIT MEMORY Exodus 14:13-14

Moses answered the people, "Do not be afraid. Stand firm and you will see the deliverance the LORD will bring you today. The Egyptians you see today you will never see again. The Lord will fight for you; you need only to be still."




## APPLICATION



### FROM FAIR TO UNFAIR

Pharaoh was treating the Israelites unfairly. After reviewing the Bible Story, direct the students in small groups to discuss and write how people might feel about the unfair events in the pictures below, using the answer ideas to guide their discussion. Then, discuss the final picture and how God made things fair in an eternal way.



#### ANSWER IDEAS

Cheating: Unfair because others take advantage of our hard work.



Having more: Unfair because others think they are better than we are.



God made all things fair by giving everyone the same opportunity for eternal life.

UNIT 1  
LESSON 3

MIGHTY MOUNTAIN I  
Adventures in the Proof of God's Authority

DAY 3 APPLICATION

#### FROM UNFAIR TO FAIR

Pharaoh was treating the Israelites unfairly. In your small group, discuss and write how people might feel about the unfair events in the pictures below, using your teacher's help with answers. Then, discuss the final picture and how God made things fair in an eternal way.

#### BIBLE STORY MEMORY Exodus 5:2

Pharaoh said, "Who is the Lord, that I should obey him? ... I do not know the Lord and I will not let Israel go."

### LESSON 3 LEARNING POINTS

- God was with His people even when they were treated unfairly.
- We can depend on God to protect us when our faith is in Him!



### BIBLE STORY MEMORY Exodus 5:2

Pharaoh said, "Who is the Lord, that I should obey him? ... I do not know the Lord and I will not let Israel go."



## SONG LYRICS

UNIT 1  
LESSON 3

MIGHTY MOUNTAIN II  
Adventures in the Triumph of God's Son

DAY 4 SONG LYRICS

#### LISTEN, CIRCLE AND WRITE

Listen to your BOOSTER SONG and circle your favorite sentence or "line" in the song lyrics. Then, write a sentence below about what your favorite "line" means to you.

#### "GAME FACE" BOOSTER SONG EPHESIANS 6:10-11

So the devil thinks that he can harm you  
Satisfied to take you for a ride  
Well here's a mighty word equipped to arm you  
You'll be stronger with the Master on your side  
Put the Master on your side, and the devil's gonna hide!

Be strong, come on, there's a battle on  
Look around and you will see  
Be strong, come on, with the armor on  
And His power will set you free  
Be strong, come on, there's a battle on  
Make a choice and stand with me  
Be strong, come on, with the armor on  
Let Him in, armor up, go for long, get your game face on!

So the devil thinks that he can hurt you  
On the run to fool you just for fun  
Well here's a bit of wisdom to alert you  
You'll be standing 'cause the battle has been won  
Trust the battle has been won, and the devil's day is done!

Belt of truth and breastplate of the Righteous  
Shoes of gospel peace gonna make your stand  
Shield of faith and helmet of salvation  
And the Spirit's sword firm in your hand

#### UNIT MEMORY Exodus 14:13

Moses answered the people, "Do not be afraid. Stand firm and you will see the deliverance the LORD will bring you today."



### LISTEN, CIRCLE AND WRITE

After reviewing the Bible Story, direct the students to listen to their BOOSTER SONG and circle their favorite sentence or "line" in the song lyrics. Discuss some of their choices as a class, and then have the students write a sentence below about what their favorite "line" means to them.

### "GAME FACE" BOOSTER SONG EPHESIANS 6:10-11

So the devil thinks that he can harm you  
Satisfied to take you for a ride  
Well here's a mighty word equipped to arm you  
You'll be stronger with the Master on your side  
Put the Master on your side, and the devil's gonna hide!

Be strong, come on, there's a battle on  
Look around and you will see  
Be strong, come on, with the armor on  
And His power will set you free  
Be strong, come on, there's a battle on  
Make a choice and stand with me  
Be strong, come on, with the armor on  
Let Him in, armor up, go for long, get your game face on!

So the devil thinks that he can hurt you  
On the run to fool you just for fun  
Well here's a bit of wisdom to alert you  
You'll be standing 'cause the battle has been won  
Trust the battle has been won, and the devil's day is done!

Belt of truth and breastplate of the Righteous  
Shoes of gospel peace gonna make your stand  
Shield of faith and helmet of salvation  
And the Spirit's sword firm in your hand

Answers will vary.



### UNIT MEMORY Exodus 14:13-14

Moses answered the people, "Do not be afraid. Stand firm and you will see the deliverance the LORD will bring you today. The Egyptians you see today you will never see again. The Lord will fight for you; you need only to be still."



## BIBLE STORY



### Exodus 7:14-24 Moses and the plague of blood.

Pharaoh continued to be stubborn and would not let the Israelites go. God told Moses and Aaron to get up early and go to the Nile River where Pharaoh went every morning. The Nile River was especially important to the Egyptians, who got their drinking, cooking, and bathing water from it. They needed the water for their families, their animals, and their crops. They dug canals to carry water from the river to everywhere in Egypt.

God told Moses to hold his staff, the one that turned into a snake, over the river so that the water would turn into blood. Moses told Pharaoh that since he did not listen to God's message, he would prove God had sent him by striking the river with his staff and changing it into blood. While Pharaoh was watching, Moses tapped the Nile with his staff and immediately the water turned into red blood!

Every ounce of water in all the streams, lakes, ponds, and puddles of Egypt turned into blood. Even the water inside buckets turned into blood! The blood also became stinky, so the Egyptians desperately dug holes in the ground to get clean water. When Pharaoh saw what had happened, he went into his palace. He was shaken, but his heart was still hard toward Moses and Aaron, and he was not going to let his Israelite slaves go free!



### BIBLE STORY MEMORY Exodus 7:17

"By this you will know that I am the LORD: strike the water of the Nile, and it will be changed into blood."

UNIT 1  
LESSON  
4  
DAY 1

## BIBLE STORY

**Believing God**  
Unscramble the 3 key words below from the Bible Story.

iverr \_\_\_\_\_  
bolod \_\_\_\_\_  
stremas \_\_\_\_\_

**Exodus 7:14-24 Moses and the plague of blood.**  
Pharaoh continued to be stubborn and would not let the Israelites go. God told Moses and Aaron to get up early and go to the Nile River where Pharaoh went every morning. The Nile River was especially important to the Egyptians, who got their drinking, cooking, and bathing water from it. They needed the water for their families, their animals, and their crops. They dug canals to carry water from the river to everywhere in Egypt.  
God told Moses to hold his staff, the one that turned into a snake, over the river so that the water would turn into blood. Moses told Pharaoh that since he did not listen to God's message, he would prove God had sent him by striking the river with his staff and changing it into blood. While Pharaoh was watching, Moses tapped the Nile with his staff and immediately the water turned into red blood!  
Every ounce of water in all the streams, lakes, ponds, and puddles of Egypt turned into blood. Even the water inside buckets turned into blood! The blood also became stinky, so the Egyptians desperately dug holes in the ground to get clean water. When Pharaoh saw what had happened, he went into his palace. He was shaken, but his heart was still hard toward Moses and Aaron, and he was not going to let his Israelite slaves go free!

**BIBLE STORY MEMORY Exodus 7:17**  
"By this you will know that I am the LORD: strike the water of the Nile, and it will be changed into blood."

### WORD SCRAMBLE

After reading the Bible Story, direct the students to unscramble the three key words, and then discuss the words with them.

Answers: river, blood, streams

### BIBLE STORY Q & A

Q: Why was the Nile River important to the Egyptians?

A: It provided drinking and cooking water.

Q: What did Moses do to the Nile River with God's power?

A: He turned it into blood.

## ACTIVITIES



UNIT 1  
LESSON  
4  
DAY 2

## ACTIVITIES

**A HARD HEART**  
Think about the Bible Story, and then answer the questions below.

1. Why was the Nile River important? \_\_\_\_\_

2. What were Moses' instructions on how to turn the river into blood? \_\_\_\_\_

3. What does it mean to have a hard heart like Pharaoh's heart? \_\_\_\_\_

4. How do people in today's world have a hard heart toward God? \_\_\_\_\_

**UNIT MEMORY Exodus 14:13**  
Moses answered the people, "Do not be afraid. Stand firm and you will see the deliverance the LORD will bring you today."

**LESSON SETTING:** Ten plagues in all demonstrated to the Egyptians and the Israelites that God was the true God. Most of the plagues showed that God was more powerful than the gods the Egyptians worshiped. For example, the Egyptians believed the Nile was the sacred bloodstream of the god Osiris, yet Moses' God turned it into blood. This taught the Israelites that they should not worship any god but the one true God.

### A HARD HEART

After reviewing the Bible Story, direct the students to think about the story and then answer the questions using a complete sentence. Have the students discuss their answers.

### ANSWER IDEAS

1. Why was the Nile River important?

The Nile was important because it was the main water source for all of Egypt.

2. What were Moses' instructions on how to turn the river into blood?

Moses was to tap his staff on the Nile and the water would turn to blood.

3. What does it mean to have a hard heart like Pharaoh's heart?

To have a hard heart is to be closed to what God is trying to tell you.

4. How do people in today's world have a hard heart toward God?

Answers will vary.



### UNIT MEMORY Exodus 14:13-14

Moses answered the people, "Do not be afraid. Stand firm and you will see the deliverance the LORD will bring you today. The Egyptians you see today you will never see again. The Lord will fight for you; you need only to be still."



UNIT 1  
LESSON  
4

# MIGHTY MOUNTAIN I

Adventures in the Proof of God's Authority


DAY 3

## APPLICATION



### STANDING FIRM

Moses stood firm in his faith by obeying God's spoken word. After reviewing the Bible Story, join the students to brainstorm about how God has spoken to us and how we should respond. Then, using the answer ideas, help them to write their ideas on the two pages below.



#### ANSWER IDEAS

HOW GOD HAS  
SPOKEN TO US

Through the words of  
the Bible.  
Through a loving teacher.  
Through the Holy Spirit.  
Through a powerful  
message.

HOW WE SHOULD  
RESPOND

Believe His promises.  
Know that He loves and  
forgives.  
Be confident He is  
always with me.  
Celebrate that God  
saved me!

UNIT 1  
LESSON  
4

# MIGHTY MOUNTAIN I

Adventures in the Proof of God's Authority


DAY 3

## APPLICATION



### STANDING FIRM

Moses stood firm in his faith by obeying God's spoken word. Join your class to brainstorm about how God has spoken to us and how we should respond. Then, write your ideas on the two pages below.



#### BIBLE STORY MEMORY Exodus 7:17

"By this you will know that I am the LORD: strike the water of the Nile, and it will be changed into blood."

### LESSON 4 LEARNING POINTS

- Moses stood firm when he obeyed God's instructions.
- We can stand firm when we obey God's Holy Word!



#### BIBLE STORY MEMORY Exodus 7:17

"By this you will know that I am the LORD: strike the water of the Nile, and it will be changed into blood."

# MIGHTY MOUNTAIN II

Adventures in the Triumph of God's Son



## SONG LYRICS

UNIT 1  
LESSON  
4

DAY 4

# MIGHTY MOUNTAIN II

Adventures in the Triumph of God's Son

UNIT 1  
LESSON  
4

## SONG LYRICS

DAY 4

### LISTEN, ANSWER AND PRACTICE

Listen to your BOOSTER SONG to answer two application questions below. Your teacher will help with answers. Then, draw a "mini" picture of each answer to think about putting it into practice!

Q. As a Christian, we will be stronger with who on our side?

Q. For victory, where does the Spirit's Sword (God's Word) need to be?

### "GAME FACE"

BOOSTER SONG

EPHESIANS 6:10-11

So the devil thinks that he can harm you  
Satisfied to take you for a ride  
Well here's a mighty word equipped to arm you  
You'll be stronger with the Master on your side  
Put the Master on your side, and the devil's  
gonna hide!

Be strong, come on, there's a battle on  
Look around and you will see  
Be strong, come on, with the armor on  
And His power will set you free  
Be strong, come on, there's a battle on  
Make a choice and stand with me  
Be strong, come on, with the armor on  
Let Him in, armor up, go for long, get your  
game face on!

So the devil thinks that he can hurt you  
On the run to fool you just for fun  
Well here's a bit of wisdom to alert you  
You'll be standing 'cause the battle has been won  
Trust the battle has been won, and the devil's  
day is done!

Belt of truth and breastplate of the Righteous  
Shoes of gospel peace gonna make your stand  
Shield of faith and helmet of salvation  
And the Spirit's sword firm in your hand



#### UNIT MEMORY Exodus 14:13

Moses answered the people, "Do not be afraid. Stand firm and you will see the deliverance the LORD will bring you today."

### LISTEN, ANSWER AND PRACTICE

After reviewing the Bible Story, direct the students to listen to the BOOSTER SONG to answer the two application questions. You can write the answers on the board for them to copy. Then, have the students draw a picture of each answer to think about putting it into practice!



#### UNIT MEMORY Exodus 14:13-14

Moses answered the people, "Do not be afraid. Stand firm and you will see the deliverance the LORD will bring you today. The Egyptians you see today you will never see again. The Lord will fight for you; you need only to be still."

### "GAME FACE"

BOOSTER SONG

EPHESIANS 6:10-11

So the devil thinks that he can harm you  
Satisfied to take you for a ride  
Well here's a mighty word equipped to arm you  
You'll be stronger with the Master on your side  
Put the Master on your side, and the devil's  
gonna hide!

Be strong, come on, there's a battle on  
Look around and you will see  
Be strong, come on, with the armor on  
And His power will set you free  
Be strong, come on, there's a battle on  
Make a choice and stand with me  
Be strong, come on, with the armor on  
Let Him in, armor up, go for long, get your  
game face on!

So the devil thinks that he can hurt you  
On the run to fool you just for fun  
Well here's a bit of wisdom to alert you  
You'll be standing 'cause the battle has been won  
Trust the battle has been won, and the devil's  
day is done!

Belt of truth and breastplate of the Righteous  
Shoes of gospel peace gonna make your stand  
Shield of faith and helmet of salvation  
And the Spirit's sword firm in your hand

- Q. As a Christian, we will be stronger with who on our side??  
The Master (the one, true God).
- Q. For victory, where does the Spirit's Sword (God's Word) need to be?  
Firm in our hand (which means ready in our hearts and minds).