

TEACHER'S



EDITION

GAME FACE

**ADVENTURES IN
THE DISPLAY OF
GOD'S SUPREMACY**

GRADE

5

GOD CITY

**ADVENTURES IN
THE GIFT OF
GOD'S KINGDOM**



CONTENTS

HOW TO USE THIS BOOKiv

BIBLE SCOPE & SEQUENCEviii

Grade 5 Fall

GAME FACE

ADVENTURES IN THE DISPLAY OF GOD'S SUPREMACY

Units 1 & 21

Units 3 & 419

Units 5 & 637

Rewind: LEARNING REVIEW
of Fall 1—655

Units 7 & 861

Units 9 & 1079

Units 11 & 1297

Rewind: LEARNING REVIEW
of Fall 7—12115

Grade 5 Spring

GOD CITY

ADVENTURES IN THE GIFT OF GOD'S KINGDOM

Units 1 & 2121

Units 3 & 4139

Units 5 & 6157

Rewind: LEARNING REVIEW
of Spring 1—6175

Units 7 & 8181

Units 9 & 10199

Units 11 & 12217

Rewind: LEARNING REVIEW
of Spring 7—12235



HOW TO USE THIS BOOK AND PREPARE A LESSON

TEACHER-LED FOR LIFE TRANSFORMATION

What a privilege it is for teachers to help their students to know and believe God's Word! Although there are some activities designed for students to respond independently, much of the curriculum has been formulated to equip teachers to facilitate activities as they shepherd their students.

- Bible is the most important course!
- Use this guide to understand how to effectively use the lesson components.
- Read through each unit's section before teaching the class.
- Underline, highlight, and make notes directly in your Teacher's Edition (TE).

Let's Get Started!

BIBLE SCOPE & SEQUENCE

These handy navigation pages provide a full semester layout of the Core Bible Stories and their correlating unit Bible Passages—all on one page. This is an effective tool that allows teachers to quickly navigate and anticipate the scriptural direction of each semester.

Units 1 & 2 • **Units 3 & 4**
Units 5 & 6 • **Units 7 & 8**
Units 9 & 10 • **Units 11 & 12**


Each two-unit section is differentiated by color and includes:

- Core Bible Story discussion and application
- Two unit Bible Passages that correlate with the Core Bible Story
- Two song & lyrics activity pages based on each unit Bible Passage
- An even-unit Scripture study that allows students to explore their Bibles for related passages, and
- Multiple activities to enhance classroom Bible discovery

► THE IN-CLASS ONLINE ADVENTURE ◀

Tune Bubbler • Word Bundler • Truth Buzzer

Three online video adventures and quizzes per unit are fully integrated into this Teacher's Edition. These video adventures are conveniently indicated within the flow of classroom activities with the following symbols:



As directed in your "Get Ready" training video under the teachers tab on the BRC™ site, display the online video adventures and quizzes for the entire class (via video projection) by logging in and locating your current unit's video adventure and quiz in the progress menu of your grade and semester theme. The "Tune Bubbler" video and quiz begin Day 2 activities in each unit, followed by the "Word Bundler" video and quiz to begin Day 3 activities. The "Truth Buzzer" video and quiz precede the Day 4 Learning Points to complete the unit.

► Rewind: LEARNING REVIEW ◀

Mid and End-of-Semester Reviews

The "Rewind: LEARNING REVIEW" sections are designed to equip students with two creative opportunities to review their work per semester. In-class discussion and online "Motto Buster" video adventures and quizzes are designed to help students increase their long-term memory and application of the main ideas after each 6-unit section. With the unique combination of classroom discussion, online engagement and musical relevance, each learning review week will help students to further hide God's Word in their hearts and minds. Each "Rewind: LEARNING REVIEW" section in this Teacher's Edition is synced with the online adventure menu and provides a full week of content.



HOW TO USE THIS BOOK AND PREPARE A LESSON

TEACHING OBJECTIVE

Teach the Core Bible Story to help students grasp the main idea.

BLUE BOXES

Blue boxes provide concise instructions for teachers to easily facilitate creative activities—such as the Day 2 and Day 3 interactive activities—which offer variety, fun and exploration of the unit’s Bible Passage. Occasionally, materials or short preparation is needed in advance.

▶ LESSON INTRODUCTION ◀

Lesson Target • Lesson Setting • Teacher Helps

Lesson Introduction sections are fantastic tools for teachers to engage students with a deeper understanding of scripture. They begin each two-unit section by providing teachers with the lesson target, lesson setting, and critical background information that will translate into students understanding the context and application of the Core Bible Stories.

▶ LESSON CONNECTION ◀

Core Bible Story and Unit Bible Passage

Lesson Connection pages quickly identify the crux of each unit’s learning objective: how the Core Bible Story and Unit Bible Passage combine to help students accomplish the lesson target.



ONLINE HIGHLIGHTS

Online Highlights feature 15 key points that students are learning in their online adventure. These points can be used to facilitate discussion, prompt writing, or enhance personal application.

TEACHER ENRICHMENT

In addition to the lesson introduction and connection pages in this TE, it is imperative that teachers go to the online adventure site on a per unit basis and click the “Teachers/Enrichment” tab. Here, teachers are given invaluable meaning behind each unit’s Bible Passage with insight into how the unit’s Bible Passage fits into the overall semester theme. This teacher enrichment devotional unit is placed online because of the value we place on extending the learning into the home and giving parents tools to further instruct their children.

▶ DAY 1 ◀

Core Bible Story

Each Core Bible Story is studied over a two-unit period and is either repeated, or divided and continued in the 2nd unit, depending on the size of the story. This two-unit discussion format allows for students to fully understand and apply each Core Bible Story and the multiple Bible Passages that further its meaning and application. We want students to not just know, but understand and apply God’s Word.

This is a teacher-led activity that requires preparation from the “Lesson Introduction” and “Lesson Connection” sections. This is not an activity students should accomplish without a teacher. The Core Bible Story discussion is optimally taught in this order:

- Class reads entire story
- Teacher inserts background for understanding
- Class re-reads a highlighted verse section with questions (4 sections)
- Teacher facilitates answering questions from highlighted verse section
- Teacher provides insight, personal story or application

▶ ODD UNITS: DAY 1 ◀

Core Bible Story Discussion

The Core Bible Story discussion section starts off each two-week unit. Therefore, it is best for teachers to facilitate discussion, solicit input from students, and guide students so that there is complete accuracy and understanding of the Core Bible Story.

▶ EVEN UNITS: DAY 1 ◀

Core Bible Story Application

To follow up the even-unit Core Bible Story discussion, this activity allows students to express what they’ve learned. This activity works best when students are allowed to self-reflect and write out their thoughts, followed by classroom discussion so that students can learn from the application of fellow students.

HOW TO USE THIS BOOK AND PREPARE A LESSON

► THIS UNIT'S LYRICS ◀

This page was designed to allow students to take advantage of how the song lyrics expose the spiritual challenge of the unit's Bible Passage. The uniqueness of the Bible REPLAY Curriculum™ is that it allows students to explore the connection between the unit's Bible Passage and the song it inspired, which was specifically designed with lyrical hooks and relatable language to bring the meaning of the Bible Passage alive in kids' hearts and minds. With each lyrics page, teachers have the opportunity to discuss the unit's Bible Passage, converse with students about how the song reflects the key scripture, and let students make notes about what they're learning. Catchy tunes emphasize lifetime messages!

WHAT WE LEARNED

Learning Points • Unit Quiz

The learning points and unit quiz pages allow teachers to review key points with students and assess knowledge. In addition to the 30 quiz questions students encounter in your classroom online adventure, the 5 learning points and 7 quiz questions in the student workbooks prompt further discussion of both the Core Bible Story and the unit's Bible Passage.

► EVEN UNITS: DAY 2 ◀

Scripture Study

Students have an opportunity to locate and study scriptures in their Bibles that further teach the meaning of the unit's Bible Passage. Students will see how different parts of the Bible are related and how the main idea applies to their lives. As time allows, students may explore up to 3 supplemental Bible Passages in this activity.

► CREATIVE PAGE ◀

Student Workbooks (SW) only. This page includes extra workspace for activities that may have been assigned anytime within a two-unit section. This activity workspace may precede or follow the activity assignment, so helpful page markers are in place to guide students to the activity and back to their lesson page.

► ADVENTURE WRAP UP ◀

Students conclude every two-unit section with the adventure wrap-up page to use for journaling, reflection and application. Class discussion can follow this reflection for students willing to share their thoughts.

TEACHER'S EDITION KEY

BIBLE MEMORY VERSE

This symbol indicates selected unit Bible Passages that are considered key or foundational verses to be memorized.



NOTE: For teachers who prefer assigning a Bible Memory Verse every week, every unit Bible Passage features color separation as shown below:

Hebrews 4:15b–16

We have one who has been tempted in every way, just as we are—yet was without sin. *Let us then approach the throne of grace with confidence, so that we may receive mercy and find grace to help us in our time of need.*

The GREEN section indicates the portion that can be assigned as a Bible Memory Verse for the week for Bible Passages that are considered too long for memorization, but key for exploration.

TEACHER-LED ACTIVITY

This symbol indicates background information and facilitation of activity or discussion is needed, requiring preparation from the "Lesson Introduction" and "Lesson Connection" sections.



WHAT'S THIS?

Wherever you see "SW" we are referring to the "Student Workbook."

Here, we show the corresponding Student Workbook page numbers.

24 (SW 20)

HOW TO USE THIS BOOK AND PREPARE A LESSON

BIBLE MEMORY VERSES (“BMVs”)


We cherish all of God’s Word. “All scripture is God-breathed and is useful for teaching, rebuking, correcting, and training in righteousness so that the man of God may be thoroughly equipped for every good work.” – 2 Timothy 3:16-17

We encourage scripture memorization. “How can a young man keep his way pure? By living according to your word. I seek you with all my heart; do not let me stray from your commands. I have hidden your word in my heart that I might not sin against you.” – Psalm 119:9-11

TIPS FOR BIBLE MEMORY VERSES (“BMVs”)

- Key Bible Passages that are considered foundational for memory are indicated in the Teacher’s Edition with the memory verse symbol to assist in lesson planning. We recognize that schools have individual approaches to scripture memorization. While some memorize Bible Passages weekly, others focus on key foundational scriptures that are more frequently memorized. To accommodate every learning approach, unit Bible Passages feature a BLUE section that indicates the portion to be assigned as a “BMV” for the unit, which is especially helpful when the unit Bible Passage is considered too long for memorization.
- To memorize scripture, students must first understand the meaning. For every Bible Passage, it is essential to first define terms and discuss the meaning of the passage with your class before memorization is assigned.
- There are four Bible memory activities designed to engage students and facilitate memorization. The activities are:
 - Word Sequence Race
 - Scripture Scrambler
 - Memory Verse Game
 - Team Silence

For each selected Bible Memory Verse, one of the four memory activities is suggested. Instructions for these activities are found in the blue boxes of your Teacher’s Edition. Although activities are recommended for each memory verse, they can be used with other verses.



USE THE ONLINE “WORD BUNDLERS” IN CLASS AS A MEMORIZATION TOOL!

Online, the “Word Bundlers” (the 2nd online video adventure each unit) are designed using current research strategies to help students easily decipher and memorize verses. The main idea and key points are also provided to help students understand the Bible Passage. We encourage classroom use of these videos in addition to home use as an extremely useful tool to assist and support students in scripture understanding and memorization.

5TH GRADE BIBLE MEMORY VERSES (“BMVs”)

Below are the eight unit Bible Passages that are considered key foundational verses for memorization. The selected BMVs are also identified in the Bible Scope and Sequence and throughout the Teacher’s Edition.



Fall

Unit 1: Ephesians 6:10–11
Memory Verse Game

Unit 5: Romans 8:28
Scripture Scrambler

Unit 6: 1 John 1:8–9
Team Silence

Unit 9: Hebrews 4:12
Word Sequence Race



Spring

Unit 3: Psalm 19:1–2
Memory Verse Game

Unit 5: John 4:13–14
Scripture Scrambler

Unit 9: Matthew 16:24–25
Team Silence

Unit 11: Philippians 3:20–21
Word Sequence Race

BIBLE SCOPE & SEQUENCE

Grade 5 Fall GAME FACE

ADVENTURES IN THE DISPLAY OF GOD'S SUPREMACY

Units 1 & 2 (Page 1)

Core Bible Story

Judges 7:1–14 Gideon
Defeats the Midianites

Bible Passage 1

Ephesians 6:10–11



Finally, be strong in the Lord and in his mighty power. Put on the full armor of God so that you can take your stand against the devil's schemes.

Bible Passage 2

Philippians 3:13b–14

Forgetting what is behind and straining toward what is ahead, I press on toward the goal to win the prize for which God has called me heavenward in Christ Jesus.

Units 3 & 4 (Page 19)

Core Bible Story

1 Samuel 17:32–49
David Defeats Goliath

Bible Passage 3

1 Samuel 17:45

David said to the Philistine, "You come against me with sword and spear and javelin, but I come against you in the name of the Lord Almighty, the God of the armies of Israel, whom you have defied."

Bible Passage 4

Romans 8:38b–39

Neither death nor life, neither angels nor demons, neither the present nor the future, nor any powers, neither height nor depth, nor anything else in all creation, will be able to separate us from the love of God that is in Christ Jesus our Lord.

Units 5 & 6 (Page 37)

Core Bible Story

Genesis 45:1–8, 50:15–21
Joseph Trusts God

Bible Passage 5

Romans 8:28



And we know that in all things God works for the good of those who love him, who have been called according to his purpose.

Bible Passage 6

1 John 1:8–9



If we claim to be without sin, we deceive ourselves and the truth is not in us. If we confess our sins, he is faithful and just and will forgive us our sins and purify us from all unrighteousness.

Units 7 & 8 (Page 61)

Core Bible Story

1 Kings 18:25–39
Elijah Defeats the
Prophets of Baal

Bible Passage 7

Hebrews 12:1b–2a

Let us throw off everything that hinders and the sin that so easily entangles, and let us run with perseverance the race marked out for us. Let us fix our eyes on Jesus, the author and perfecter of our faith.

Bible Passage 8

John 16:33

"I have told you these things, so that in me you may have peace. In this world you will have trouble. But take heart! I have overcome the world."

Units 9 & 10 (Page 79)

Core Bible Story

Joshua 1:1–9
Joshua is Commanded
by the Lord

Bible Passage 9

Hebrews 4:12



For the word of God is living and active. Sharper than any double-edged sword, it penetrates even to dividing soul and spirit, joints and marrow; it judges the thoughts and attitudes of the heart.

Bible Passage 10

James 1:5–6

If any of you lacks wisdom, he should ask God, who gives generously to all without finding fault, and it will be given to him. But when he asks, he must believe and not doubt, because he who doubts is like a wave of the sea, blown and tossed by the wind.

Units 11 & 12 (Page 97)

Core Bible Story

Daniel 6:12–28
Daniel in the Den of Lions

Bible Passage 11

Hebrews 4:15b–16

We have one who has been tempted in every way, just as we are—yet was without sin. Let us then approach the throne of grace with confidence, so that we may receive mercy and find grace to help us in our time of need.

Bible Passage 12

Romans 5:15

But the gift is not like the trespass. For if the many died by the trespass of the one man, how much more did God's grace and the gift that came by the grace of the one man, Jesus Christ, overflow to the many!

BIBLE SCOPE & SEQUENCE

Grade 5 Spring **GOD CITY**

ADVENTURES IN THE GIFT OF GOD'S KINGDOM

UNITS 1 & 2 (Page 121)

Core Bible Story

John 1:35–51

Jesus Calls His First Disciples

Bible Passage 1

Revelation 21:3a, 4

And I heard a loud voice from the throne saying, "Now the dwelling of God is with men ... He will wipe every tear from their eyes. There will be no more death or mourning or crying or pain, for the old order of things has passed away."

Bible Passage 2

Psalms 89:5–6a, 7

The heavens praise your wonders, O LORD, your faithfulness too, in the assembly of the holy ones. For who in the skies above can compare with the LORD? ... In the council of the holy ones God is greatly feared; he is more awesome than all who surround him.

UNITS 3 & 4 (Page 139)

Core Bible Story

John 3:1–17

Jesus Teaches Nicodemus to be Born Again

Bible Passage 3

Psalms 19:1–2

The heavens declare the glory of God; the skies proclaim the work of his hands. Day after day they pour forth speech; night after night they display knowledge.

Bible Passage 4

1 Peter 1:3–4

Praise be to the God and Father of our Lord Jesus Christ! In his great mercy he has given us new birth into a living hope through the resurrection of Jesus Christ from the dead, and into an inheritance that can never perish, spoil or fade—kept in heaven for you.

UNITS 5 & 6 (Page 157)

Core Bible Story

John 4:1–14

Jesus Tells a Samaritan Woman about Eternal Life

Bible Passage 5

John 4:13–14

Jesus answered, "Everyone who drinks this water will be thirsty again, but whoever drinks the water I give him will never thirst. Indeed, the water I give him will become in him a spring of water welling up to eternal life."

Bible Passage 6

1 John 4:10

This is love: not that we loved God, but that he loved us and sent his Son as an atoning sacrifice for our sins.

UNITS 7 & 8 (Page 181)

Core Bible Story

John 13:1–17

Jesus Washes His Disciples' Feet

Bible Passage 7

2 Corinthians 5:7–9

We live by faith, not by sight. We are confident, I say, and would prefer to be away from the body and at home with the Lord. So we make it our goal to please him, whether we are at home in the body or away from it.

Bible Passage 8

1 Corinthians 2:9

However, as it is written: "No eye has seen, no ear has heard, no mind has conceived what God has prepared for those who love him."

UNITS 9 & 10 (Page 199)

Core Bible Story

John 14:1–14

Jesus Shows the Way to the Father

Bible Passage 9

Matthew 16:24–25

Then Jesus said to his disciples, "If anyone would come after me, he must deny himself and take up his cross and follow me. For whoever wants to save his life will lose it, but whoever loses his life for me will find it."

Bible Passage 10

Revelation 22:12–14

"Behold, I am coming soon! My reward is with me, and I will give to everyone according to what he has done. I am the Alpha and the Omega, the First and the Last, the Beginning and the End. Blessed are those who wash their robes, that they may have the right to the tree of life and may go through the gates into the city."

UNITS 11 & 12 (Page 217)

Core Bible Story

John 17:1–12, 20–23

Jesus Looks Toward Heaven and Prays

Bible Passage 11

Philippians 3:20–21

But our citizenship is in heaven. And we eagerly await a Savior from there, the Lord Jesus Christ, who, by the power that enables him to bring everything under his control, will transform our lowly bodies so that they will be like his glorious body.

Bible Passage 12

Revelation 21:10a, 11

And he carried me away in the Spirit to a mountain great and high, and showed me the Holy City ... It shone with the glory of God, and its brilliance was like that of a very precious jewel, like a jasper, clear as crystal.

UNITS 5 & 6

Core Bible Story: Genesis 45:1–8; 50:15–21

Adventures in the display of God's supremacy continue as Joseph trusts God through trials!


Unit 5 Bible Passage: Romans 8:28

Unit 6 Bible Passage: 1 John 1:8–9

Two powerful Bible Passages emerge to parallel the Core Bible Story as we discover that the enemies of God can be defeated when we rely on God's power.

**LET'S CONTINUE TO DISCOVER
THE DISPLAY OF GOD'S SUPREMACY!**





Genesis 45:1–8; 50:15–21

BACKGROUND

Lesson Target

God's supremacy is displayed in His purpose. When we are fully submitted and committed to God's plan, we will see God's supremacy reign over and in our circumstances.


Lesson Setting

This Core Bible Story takes place before the time of Moses. The nation of Israel doesn't exist yet: there's just a man named Israel, his twelve sons, and their families.

In this Core Bible Story we see God's hand working in one man's life (Joseph) as a means to saving a nation. Joseph wasn't able to fully see it at the time, but God had a purpose in all of his ups and downs and twists and turns. He was betrayed, sold, falsely accused, imprisoned, and forgotten. Through all of this he honored God in his words and attitude, and he fully trusted that God had a unique purpose for his life. In this portion of Joseph's story, he is reunited with his

brothers. To their surprise (for they had betrayed him), Joseph shows them love and grace, and he says that it is God, not his family, rulers, or government, who is in charge of his life. Joseph neither blamed others nor took credit for his having attained status and power. He continually submitted to God and gave Him credit every step of the way.

Throughout Joseph's story we see the phrase, "the Lord was with Joseph." This truth was something that Joseph knew deep in his soul and that he counted on and rested in. Joseph's hardships led to God's blessing, and his trust in God through them is a model for believers today.




Teacher Helps

Scriptures

- Acts 7—Joseph's story cited
- Psalm 143:10; Matthew 26:42; Romans 12:2; Hebrews 13:21—submit to God
- Proverbs 28:13; Acts 8:22; James 4:8–10; 1 John 1:9—repentance

Biblical Concepts

God's providence, a servant's heart, repentance, forgiveness, trust



This Unit's Connection

UNIT 5

Core Bible Story & Bible Passage

Ten of Joseph's eleven brothers hated him because his father favored him. They captured him and sold him as a slave. Joseph ended up in Egypt. Though he served his master well, a false accusation from his master's wife landed him in jail. Eventually, though, God worked miraculously through Joseph by having him interpret Pharaoh's dream about an upcoming famine. Pharaoh promoted Joseph to his second-in-command, and Joseph saved many lives. This was God's purpose for Joseph's life all along.

Despite all his hardships, Joseph could tell God was with him. When he ended up


as Pharaoh's second-in-command, he realized that God had worked all the terrible things in his life for good: his own good and the good of many people. The hard things were a part of God's great purpose for Joseph: saving lives.

Joseph's story shows us the promise of Romans 8:28: in all things God works for the good of those who love him and have been called according to His purpose. When bad things happen, we can remember this promise. God will work them for good, just like he worked the bad things in Joseph's life for good. God has a purpose for our lives and He'll fulfill that purpose.



ONLINE HIGHLIGHTS

1. Life isn't always fair, but God always has a purpose.
2. Joseph was treated unfairly, but he never stopped trusting God.
3. God works for the good of those who love Him.
4. No one had it worse than Joseph, so any of us can trust God.
5. Joseph knew he could not interpret Pharaoh's dreams, but God could.
6. God allows for bad to turn to good so that our faith in Him grows.
7. No matter how big the challenge, God can turn around our whole life!
8. Joseph knew the truth: his brothers didn't send him to Egypt; God did.
9. Joseph never doubted God as the perfect plan for his life unfolded.
10. God has a purpose for those who love Him.
11. God works for our growth in both good and bad events.
12. God allows experiences in our lives to help us trust Him more.
13. God calls believers to live their lives through faith in His Son.
14. According to the song lyrics, Joseph was clear for all to hear that only God could lead the way.
15. Joseph trusted God even when things didn't go well for him.



Core Bible Story

GENESIS 45:1–8 JOSEPH TRUSTS GOD
(PART I—STORY CONTINUES IN UNIT 6)

¹ Then Joseph could no longer control himself before all his attendants, and he cried out, "Have everyone leave my presence!" So there was no one with Joseph when he made himself known to his brothers. ² And he wept so loudly that the Egyptians heard him, and Pharaoh's household heard about it.

³ Joseph said to his brothers, "I am Joseph! Is my father still living?" But his brothers were not able to answer him, because they were terrified at his presence.

⁴ Then Joseph said to his brothers, "Come close to me." When they had done

so, he said, "I am your brother Joseph, the one you sold into Egypt! ⁵ And now, do not be distressed and do not be angry with yourselves for selling me here, because it was to save lives that God sent me ahead of you. ⁶ For two years now there has been famine in the land, and for the next five years there will not be plowing and reaping. ⁷ But God sent me ahead of you to preserve for you a remnant on earth and to save your lives by a great deliverance.

⁸ "So then, it was not you who sent me here, but God. He made me father to Pharaoh, lord of his entire household and ruler of all Egypt."

Unscramble the Sentence


Can you find and unscramble the sentence below?

The sentence is twelve words long and has been taken from the story, but three words have been added below that don't belong.

Write out the sentence.

of/ahead/you/it/to/that/lives/brothers/God/was/sent/me/
save/famine/preserve

It was to save lives that God sent me ahead of you.



Core Bible Story Discussion

GENESIS 45:1–8 JOSEPH TRUSTS GOD

Read Genesis 45:5. Why did Joseph tell his brothers not to be angry with themselves?

Good came despite their bad choices and God used Joseph for His divine purpose in Egypt.

How do you think the brothers received his forgiving attitude?

They were shocked, amazed, humbled, and relieved.

Read Genesis 45:6. What was the condition of Egypt and its people at the time of their reunion?

There had been two years of famine and still five more years to come.

Does it sound like Egypt was in trouble?

Yes, people were starving and could not help themselves by farming land that was barren.

Read Genesis 45:7. What did Joseph tell his brothers his God-given mission was?

To go before them and preserve their lives.

Was Joseph good with this?

Yes. He knew God led him there and would empower him to help save the people.

Read Genesis 45:8. Who did Joseph say sent him to Egypt?

God, not his brothers, to become ruler in Egypt.

Did his brothers still hate him?

No. They were humbled by his forgiveness and the awesome role God gave him.

TEACHING OBJECTIVE

Teach the Core Bible Story to help students grasp the main idea.

TEACHING ACTIVITIES

1. Core Bible Story

After sharing the story background from the lesson introduction page, let students read the story and discuss the main idea.

2. Core Bible Story Discussion

Have students read the specific verses and answer the questions. Discuss their answers.



3. Unscramble the Sentence

Students complete the Unscramble the Sentence activity and discuss how the lesson target can be a part of their lives.

TEACHING OBJECTIVE

Teach the unit's Bible Passage to help students grasp the main idea.

TEACHING ACTIVITIES

1. Explore Scripture

Let students read the passage as you share background and discuss the main idea.

2. Art Mix-up

Students cut paper into four pieces, draw one part of the story from Genesis 45:7–8 on each piece, mix them up, and have a partner put their illustrations in order.

3. Pair and Share

Students talk with a partner and discuss what they think about Genesis 45:7–8.



▶ PLAY HERE

Bible Passage 5

EXPLORATION AND DISCOVERY

Romans 8:28



And we know that in all things God works for the good of those who love him, who have been called according to his purpose.


Art Mix-up

1. Cut a separate piece of paper into four pieces. Draw one part of the story (see below) on each piece. Mix up the pieces of paper and have a partner put your illustrations in order.
2. Using two or three words, title each picture and record in your book.

- Genesis 45:1–2 *Answers will vary.*
- Genesis 45:3–4 *Answers will vary.*
- Genesis 45:5–6 *Answers will vary.*
- Genesis 45:7–8 *Answers will vary.*

Pair and Share

1. Summarize what your partner thought was most important about Genesis 45:7–8.
Answers will vary.
2. Do you agree or disagree? Why?
Answers will vary.



BAD TO GOOD

ROMANS 8:28

TEACHING OBJECTIVE

Use the gift of music to explore the Bible Passage that inspired the song lyrics.

TEACHING ACTIVITIES

Song Scramble

Let students hear the song and try to unscramble five lyrics in their workbook as they sing along.

BAD TO GOOD

You're all hey—what about the evil things
In the world today?
And I'm all hey—talk to Joseph
'Cause the ball never bounced his way
And you're all hey—life ain't fair
Is this the way it's really supposed to be?
And I'm all reminding you of Joseph from the B-I-B-L-E
So break it down with me...

Joseph took a little tumble in a pit one day
Hit the bottom when his brothers tried to hide him away
Father was betrayed, brothers sold him as a slave
Ran from sin but couldn't win was thrown in prison anyway
Pharoah called to say, "Tell my dreams with no delay"
Jo' was clear for all to hear
That only God could lead the way
When he saved the day, Pharoah put him on display
In the end forgave his brothers face to face
And they could hear him say...

From bad to good in all things
God works for good in all things
What's meant for evil God turns it around
From bad to good, yeah
From bad to good in all things
God works for good in all things
For those who love Him, who have been called
From big to small He turns it all from bad to good!



SONG SCRAMBLE

Listen to the song and unscramble these five words:

1. sbrreoth | 2. rtebyade | 3. vesla | 4. vgeaorf | 5. odog

1. brothers 2. betrayed 3. slave 4. forgave 5. good

TEACHING OBJECTIVE

Further explore the unit's Bible Passage to help students apply its meaning.

TEACHING ACTIVITIES

1. Explore Scripture

Let students read the passage as you share background and discuss the main idea.

2. Teacher Storytelling

Tell a story from your own life that illustrates how God works for good in all things. Include how God used a difficult situation and turned it around for good. Ask students to explain why this applies the truth.



3. Scripture Scrambler

Divide Romans 8:28, into twelve sections. Provide twelve students with sheets of paper and assign those students to write one section of the verse in large, neat print. Ask these students to stand in front of class (at random), each holding their own section of the verse so all can see. Choose a student to arrange their classmates in the correct verse order, while the other students observe. After verse is in the correct order, each student standing should give their paper to a seated student and return to their desk. Choose another student to put verse in order, and repeat activity until most students know the verse.



▶ PLAY HERE

Bible Passage 5

EXPLORATION AND DISCOVERY

Romans 8:28



And we know that in all things God works for the good of those who love him, who have been called according to his purpose.

Teacher Storytelling

How does your teacher's story demonstrate the key point of the Bible story that God works for good in all things?

Answers will vary.

Scripture Scrambler

After the Scripture Scrambler activity, do this:

1. Cover the verse (don't peek) and write out Romans 8:28 from memory here.
2. Rewrite the verse in your own words. Answers will vary.



What We Learned

Romans 8:28








▶ PLAY HERE

Learning Points

FROM CORE BIBLE STORY
AND BIBLE PASSAGE

To see what we've learned so far from Romans 8:28,
fill in the blanks in the five learning points below with one
of the key words:

trials • bad • according • love • faith

-  God is with believers through the **bad** and good.
-  Even through **trials** in life, God works for our good.
-  God is always in care of those who **love** Him.
-  God calls believers **according** to His plan and will.
-  God's purpose is for man to come to **faith** in Him.

Choose your favorite learning point from the list above,
and explain what it means to you.

Answers will vary.

TEACHING OBJECTIVE

Use the five key learning points
to help students understand and
apply the Bible Passage.

TEACHING ACTIVITIES

1. Learning Points

Students use the list of words
to fill in the blanks of the five
learning points. Discuss.

2. Favorite Point

Students circle their favorite
learning point. Ask volunteers
to share why it is their
favorite point.

3 Weekly Quiz

Students take the quiz that
covers the Core Bible Story and
Bible Passage. Review.






Weekly Quiz

FROM CORE BIBLE STORY AND BIBLE PASSAGE

1. How do you think Joseph may have proven that he was their brother?
Answers will vary: he spoke from his heart, etc.
2. After Joseph revealed himself, what did he ask his brothers?
He asked, "Is my father still alive?"
3. What emotions were his brothers feeling? Why? *Answers will vary: stress, fear because they had done wrong to Joseph, etc.*
4. Three times Joseph states, "God sent me here." What can we learn from that attitude?
To trust God and His purpose.
5. What did Joseph see as his purpose? *To save lives.*
6. How many years would the famine last? *Seven years.*
7. Who reaps the benefit of all things working out for good? *Those who love God, who are called according to His purpose.*

TEACHER'S NOTES



This Unit's Connection

UNIT 6

Core Bible Story & Bible Passage

When Joseph's brothers sold him as a slave, they lied to their father and said a wild animal had killed him. They denied their sin. But when they came to Egypt to get grain, Joseph recognized them. He tested them by making them bring the youngest brother, Benjamin, to him (their father favored Benjamin too). When he saw they hadn't mistreated Benjamin like they mistreated him and they were actually willing to give their lives to protect Benjamin, he revealed himself to them.

They expected Joseph to punish them but he didn't. They went back to their father, Israel, and confessed their sin to him. The entire extended family returned to Egypt so Joseph could care for them. When their father died, the brothers feared Joseph's good will

wouldn't last. They claimed Israel had asked Joseph to forgive them, and they offered themselves as slaves, which was the appropriate punishment for their having sold him as a slave.


But Joseph's forgiveness was complete. He knew God had used their sin to work good in many people's lives. He didn't put himself in the place of God who says He is the only one who avenges wrongs. Only He knows who is truly repentant and who needs further discipline.

First John 1:8–9 tells us not to deny our sins, but to confess them. If we confess them, God is faithful and will forgive our sins, just like Joseph forgave his brothers. God goes even further: He cleanses us from all unrighteousness.



ONLINE HIGHLIGHTS

1. If we're willing to ask, God is willing to forgive.
2. Doing a "180" means turning from sin to ask for forgiveness.
3. Confess your sin to God to put Him on the throne of your life.
4. We can "go uptown," which means to pray and be cleansed from sin.
5. When we're forgiven, we walk with a crown of joy that comes only from God.
6. God doesn't want us living in shame on our own. He wants us to come to Him.
7. Stop your sin and go to God. A joyful relationship awaits!
8. Hanging on to sin brings guilt and misery. Let it go and give it to God.
9. The door is always open for God's forgiveness because He is faithful.
10. We fool ourselves if we think we are without sin.
11. God forgives confessed sin.
12. The first step to faith is admitting our sin.
13. According to the song lyrics, let the mercy of forgiveness be your crown.
14. God invites us to confess our sins, not deny that we sin.
15. God will never forget to forgive.



Core Bible Story

GENESIS 50:15–21 JOSEPH TRUSTS GOD
(PART II—STORY CONTINUES FROM UNIT 5)

¹⁵ When Joseph's brothers saw that their father was dead, they said, "What if Joseph holds a grudge against us and pays us back for all the wrongs we did to him?" ¹⁶ So they sent word to Joseph, saying, "Your father left these instructions before he died: ¹⁷ 'This is what you are to say to Joseph: I ask you to forgive your brothers the sins and the wrongs they committed in treating you so badly.' Now please forgive the sins of the servants of the God of your father." When their

message came to him, Joseph wept.

¹⁸ His brothers then came and threw themselves down before him. "We are your slaves," they said.

¹⁹ But Joseph said to them, "Don't be afraid. Am I in the place of God?"

²⁰ You intended to harm me, but God intended it for good to accomplish what is now being done, the saving of many lives.

²¹ So then, don't be afraid. I will provide for you and your children." And he reassured them and spoke kindly to them.

TEACHING OBJECTIVE

Review or continue the Core Bible Story to help students know and believe its meaning.

TEACHING ACTIVITIES

1. Core Bible Story

Let students read the story as you share background and discuss the main idea.

2. Core Bible Story Application

Have students read the three application steps in their workbooks. Discuss and let students share their answers.



Core Bible Story Application

GENESIS 45:1–8; 50:15–21 APPLICATION ACTIVITY

Application Step 1: What is a difficult or unfair situation that you are currently encountering? *Answers will vary.*

Application Step 2: Ponder for a few minutes some of the amazing ways that God could work it out for His glory and your good. *Answers will vary.*

Application Step 3: Submit to God's plan; talk with Him about it.



▶ PLAY HERE

Bible Passage 6

EXPLORATION AND DISCOVERY

1 John 1:8–9



If we claim to be without sin, we deceive ourselves and the truth is not in us. If we confess our sins, he is faithful and just and will forgive us our sins and purify us from all unrighteousness.



Scripture Study

1 JOHN 1:8–9 APPLICATION ACTIVITY

DEUTERONOMY 7:9

Know therefore that the LORD your God is God; he is the faithful God, keeping his covenant of love to a thousand generations of those who love him and keep his commands.

PSALM 32:5

Then I acknowledged my sin to you and did not cover up my iniquity. I said, "I will confess my transgressions to the LORD"—and you forgave the guilt of my sin.

PROVERBS 28:13

He who conceals his sins does not prosper, but whoever confesses and renounces them finds mercy.

TEACHING OBJECTIVE

Teach the unit's Bible Passage to help students grasp the main idea.

TEACHING ACTIVITIES

1. Explore Scripture

Let students read the passage as you share background and discuss the main idea.

2. Scripture Study

Students look up Scripture in their Bibles and cross-reference to increase understanding of Bible Passage. With a partner, students read and evaluate.



3 Pair and Share (Truth)

Students pair up and discuss how God forgives and restores us when we confess our sins.

With a partner, read these passages: Deuteronomy 7:9; Psalm 32:5; Proverbs 28:13.

What main idea do these verses share?

These verses share the main idea that Christ followers are just a prayer away from receiving the joy of God's forgiveness. God is always willing to forgive; we must simply be willing to confess first.

How do these verses help us understand 1 John 1:8–9?

These verses help us understand that God is always faithful and never runs out of love and mercy for His creation. God's forgiveness doesn't happen by chance, and His mercy always finds those who confess.

Challenge: What is the opposite of confessing sin and receiving forgiveness? Which is better?

First John 1:8–9 and the related verses above remind us that the opposite of confessing our sin to God and receiving His forgiveness is either denying that we have sin, or covering it up and hiding it from God. While forgiveness cleanses us from all unrighteousness and makes us right with God, hidden sin brings us guilt and shame and keeps us from serving God and staying in step with Him.



Pair and Share (Truth)

Read 1 John 1:8–9. Discuss with a partner what you should do, and what God promises. Write your response here. **Answers will vary.**

TEACHING OBJECTIVE

Use the gift of music to explore the Bible Passage that inspired the song lyrics.

TEACHING ACTIVITIES

Tile Scramble

Let students hear the song and try to unscramble tiles in their workbook.

ONE-EIGHTY

1 JOHN 1:8-9

ONE-EIGHTY

If we claim we never sin
It's us we're foolin'

Keep it in and sin will always weigh us down
If we're willing to repent
The door is open faithfully
Turn around and we will walk on holy ground

So come clean and go uptown
He will never let you down
Let the mercy of forgiveness be your crown

Do a one-eighty, 1-8-0
Starting all over stop and go
Never believe we're on our own
And feel God's mercy overflow
Do a one-eighty, 1-8-0
Starting all over let it go
Gotta believe He's on the throne
And do a one-eighty, 1-8-0!



TILE SCRAMBLE

What happens when we confess our sins to God?
Unscramble the tiles to reveal a message.

A	N	R	G	I	S	.	G	O	D	V	E	S	S	U	F	O	R	E
D	R	E	S	T														

G	O	D	F	O	R	G	I	V	E	S			
A	N	D	R	E	S	T	O	R	E	S	U	S	.



▶ PLAY HERE

Bible Passage 6

EXPLORATION AND DISCOVERY

1 John 1:8–9

If we claim to be without sin, we deceive ourselves and the truth is not in us. If we confess our sins, he is faithful and just and will forgive us our sins and purify us from all unrighteousness.

Song/Verse Connection

Have you ever done a 180° on a skateboard? It means to turn and go in the opposite direction. Explain how one-eighty reflects the meaning of 1 John 1:8–9. After writing your answer, discuss your ideas with a partner.

Answers will vary.

Team Silence

1. After your team gets the correct order of 1 John 1:8–9, cover the verse (don't peek) and write it out from memory here.

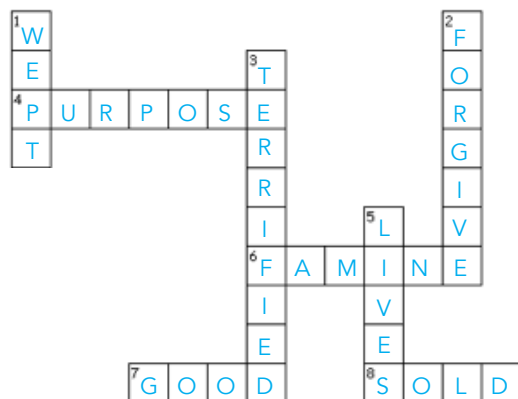
2. Rewrite the verse correctly. If you already wrote it correctly, rewrite it in your own words.

Answers will vary.

CROSSWORD

Fill in the correct answers, one letter per square, both across and down, from the given clues.

Direct students to their Creative Page (SW page 41) to do their work.



Across

- God had a _____ for Joseph's life, even when things were difficult.
- Shortage of food in the land.
- Even though the brothers meant to harm Joseph, God intended it for _____.
- Joseph's brothers _____ him into slavery.

Down

- Joseph _____ loudly when he made himself known to his brothers.
- Joseph's brothers asked him to _____ them.
- The brothers were _____ when they realized Joseph was very powerful in Egypt.
- God sent Joseph ahead to save _____.

TEACHING OBJECTIVE

Further explore the unit's Bible Passage to help students apply its meaning.

TEACHING ACTIVITIES

1. Explore Scripture

Let students read the passage as you share background and discuss the main idea.

2. Song/Verse Connection

Listen to "One-eighty" and focus on how we should confess, then turn from our sin. Students discuss their ideas with a partner and respond in their workbooks.

3. Team Silence

Two teams compete to silently arrange themselves in the correct order of 1 John 1:8–9. Print out two copies of the verse in a large font and divide it into the same number of sections as half your class (e.g., for thirty students, divide verse into fifteen sections). Students will hold their section of the verse for all to see. The first group that puts themselves in the correct order, without talking, and is sitting down is the winner!



(Alternative prep: Divide the verse into sections, then direct students to write out one section per piece of paper neatly in large letters. Mix up the papers to be used by the opposing team.)

4. Crossword Puzzle

Students complete the Crossword Puzzle on the Creative Page and discuss how the lesson target can be a part of their lives.

TEACHING OBJECTIVE

Use the five key learning points to help students understand and apply the Bible Passage.

TEACHING ACTIVITIES

1. Learning Points

Students use the list of words to fill in the blanks of the five learning points. Discuss.

2. Favorite Point

Students circle their favorite learning point. Ask volunteers to share why it is their favorite point.

3. Weekly Quiz

Students take the quiz that covers the Core Bible Story and Bible Passage. Review.

What We Learned

1 John 1:8–9



▶ PLAY HERE

Learning Points

FROM CORE BIBLE STORY
AND BIBLE PASSAGE

To see what we've learned so far from 1 John 1:8–9, fill in the blanks in the five learning points below with one of these words:

fail • against • weighs • truth • clean



The simple **truth** from God is that all of us sin.



If we claim to be sinless we go **against** God's truth.




God will never **fail** to forgive our sin if we confess it.



When God forgives our sin He makes us completely **clean**.




Sin **weighs** us down, but forgiveness makes us pure.



Choose your favorite learning point from the list above, and explain what it means to you.

Answers will vary.



Weekly Quiz

FROM CORE BIBLE STORY
AND BIBLE PASSAGE

1. Of what were Joseph's brothers afraid?
That Joseph would want justice now that his father was dead.
2. What did they do in response to their fear?
Lied to Joseph.
3. What do you think they lacked in beliefs and character that caused this response?
Trust, a relationship with God.
4. Did they regret their past actions? Support your answer.
They knew now that they did wrong against Joseph and God.
5. Why wouldn't Joseph punish them?
He was not in the place of God, and he knew forgiveness was appropriate here.
6. How does 1 John 1:8–9 say we should handle our sin?
Recognize and confess that we have sin.
7. When we deal with our sin God's way, what will He do for us?
Purify and cleanse us from all unrighteousness.

TEACHER'S NOTES



TEACHING OBJECTIVE

Use the three application statements below for the students to reflect on what they've learned.

TEACHING ACTIVITIES

Adventure Wrap-up

Have the students write out their thoughts. You can also come up with an additional application or personal story to share during this activity.

This is the coolest thing I learned about God:

This is how I confessed and turned away from sin this week:

This is how I can live out what I learned this week at school:



Review of Units 1 and 2 Core Bible Story



(TE, pp. 4, 12; SW, pp. 2, 10)

Read Judges 7:1-14 (Parts I and II)— Gideon Defeats the Midianites

Read the Core Bible Story and instruct students to focus on the specific ways Gideon obeyed God and how the Lord encouraged Gideon. Gideon needed to persevere in obeying God, even when things got tough and what God called him to do seemed impossible. After reading the story, discuss the following questions in order to summarize the key points:

- 1) Why did God want to decrease the number of warriors in Gideon's army?
The Lord made Gideon's army weak in order to show that it was God's victory, and not a human victory.
- 2) How did God decrease the size of Gideon's army? How many warriors did Gideon start and end with?
First, God told Gideon to let anyone who was afraid to go home. Next, the Lord told Gideon to separate the men by how they drank water and only keep those who lapped the water. The army decreased in size from 32,000 to 300 warriors.
- 3) What did God promise Gideon?
The Lord said to Gideon, "With the three hundred men that lapped I will save you and give the Midianites into your hands."
- 4) The Lord tells Gideon that if he is afraid, he should go down to the camp and listen in to what they were saying. He would then be encouraged to attack the camp. What did Gideon see and hear when he was spying on the camp?
He saw many people and camels, as thick as locusts. However, he heard a man telling a friend a dream about a round loaf of barley bread tumbling into the Midianite camp and collapsing the tent. This encouraged Gideon that God would give the Midianites and their whole camp over to him.
- 5) What is the main point of the story?
Gideon had enemies who were more powerful than he, but Gideon had God's power on his side. Gideon trusted God, and God defeated his enemies in a humanly impossible way. We too have enemies and temptations that are more powerful than we are. We need to put on the full armor of God to win the battle over these challenges.



Review of Unit 1 Bible Passage



(TE, p. 6; SW, p. 4)

Ephesians 6:10–11

Ask a student to read the Bible Passage from page 4 and then close their workbook. Discuss: What is the main idea of the passage?

When we put on God's armor, He gives us His power to fight the temptations of the devil.

Choose one student to recite the passage from memory (may get help from classmates).

-or-

Students partner up and quiz each other on the passage. After a few minutes, choose one student to recite the passage to the class from memory.

Finally, be strong in the Lord and in his mighty power. Put on the full armor of God so that you can take your stand against the devil's schemes.



Review of Unit 1 Scripture Song



TE, p. 7; SW, p. 5)

"Game Face" (Ephesians 6:10–11)

(Play song in class by navigating online to the Media Player in the Teachers Menu)

Students turn to the Song Lyrics on page 5 of their Student Workbooks. While listening to the song, students write down their insights and make personal connections on the lyrics page (circle key words, underline action steps, write out what God is teaching them to do, rewrite main ideas in their own words, etc.).

Discuss: How does the song reflect the meaning of the passage?

There is a spiritual battle going on where Satan is trying to defeat us and pull us away from God. When we put our "Game Face" on, we use the armor of God to become strong in the Lord and fight against the devil's schemes or tricks. The armor of God includes: the belt of truth, the breastplate of righteousness, the shoes of gospel peace, the shield of faith, the helmet of salvation, and the sword of the Spirit, which is the Word of God.

◀ Rewind: LEARNING REVIEW of Fall Units 1–6



Review of Unit 1 Motto



▶ PLAY HERE

(Play video in class by navigating online to Rewind: LEARNING REVIEW in the Weekly Menu)

Play the Motto Buster Video in class to see who can guess it first. Pause the video when students raise their hand to indicate they have solved the motto. Students state the motto out loud, and explain the meaning in their own words.

Be strong in the Lord and in his mighty power

Application: What are some practical ways you can be strong in the Lord and in his mighty power?

We can be strong in the Lord when we know, memorize, and depend on His Word to guide our lives. God's Word acts as a shield of faith and can protect us from the enemy's schemes because His mighty power is behind it. We put on God's armor by letting faith, truth, and righteousness rule in our lives, which enables us to obey God and live righteously for Him.



Review of Unit 2 Bible Passage



(TE, p. 13; SW, p. 11)

Philippians 3:13b–14

Ask a student to read the Bible Passage from page 11 and then close their workbook. Discuss: What is the main idea of the passage?


We should live for Christ as if life were a race to be won. When we please God, we will be rewarded in heaven.

Choose one student to recite the passage from memory (may get help from classmates).

-or-

Students partner up and quiz each other on the passage. After a few minutes, choose one student to recite the passage to the class from memory.

Forgetting what is behind and straining toward what is ahead, I press on toward the goal to win the prize for which God has called me heavenward in Christ Jesus.



Review of Unit 2 Scripture Song



(TE, p. 14; SW, p. 12)

"The Prize" (Philippians 3:13b–14)

(Play song in class by navigating online to the Media Player in the Teachers Menu)

Students turn to the Song Lyrics on page 12 of their Student Workbooks. While listening to the song, students write down their insights and make personal connections on the lyrics page (circle key words, underline action steps, write out what God is teaching them to do, rewrite main ideas in their own words, etc.).

Discuss: What is the goal? What is the prize? How does the song reflect the meaning of the passage?

The goal is to win the prize by living FOR Jesus; the prize is eternal life WITH Jesus. According to the song lyrics, we as believers can press toward the goal and win the prize by setting our "sights on Jesus Christ." Though we have not yet arrived in heaven, God has called us there, and this knowledge should motivate us to press on to live for Christ!



Review of Unit 2 Motto



▶ PLAY HERE

(Play video in class by navigating online to Rewind: LEARNING REVIEW in the Weekly Menu)

Play the Motto Buster Video in class to see who can guess it first. Pause the video when students raise their hand to indicate they have solved the motto. Students state the motto out loud, and explain the meaning in their own words.

I press on toward the goal to win the prize

Application: Paul says he forgets what's behind him and strains toward what's ahead: the goal God has set before Him. What are some specific ways you can press on to win the prize?

We need to forget past failures, get up, and move ahead. When we sin, we need to confess the sin, repent, and find ways to help us not repeat the sins so that we can move forward toward what God calls us to do. We can persevere in living for Christ because we know that God is with us now and we will be with Him forever!



Review of Units 3 and 4 Core Bible Story



(TE, pp. 22, 30; SW, pp. 18, 26)

Read 1 Samuel 17:32–49— David Defeats Goliath

Begin by reading the Core Bible Story (Parts I and II). Next, ask a student or entire class to summarize the Core Bible Story in six parts, from memory. Write responses on the board to facilitate discussion.

- 1) David offers to fight Goliath and knows God is on his side because of how God rescued him in the past and because Goliath defied the armies of the living God.
- 2) Saul dresses David in his own tunic and armor.
- 3) David removes Saul's armor and approaches Goliath with only five stones and a sling.
- 4) Goliath mocks and tells David he will feed him to the birds.
- 5) David confidently tells Goliath that the battle is the Lord's and he is about to die.
- 6) David slings a stone at Goliath and strikes him on the forehead. Goliath falls, just as David believed that he would.



Review of Unit 3 Bible Passage



(TE, p. 24; SW, p. 20)

1 Samuel 17:45

Ask a student to read the Bible Passage from page 20 and then close their workbook. Discuss: What is the main idea of the passage


David was not afraid of Goliath's weaponry and insults because he knew that God was on his side.

Choose one student to recite the passage from memory (may get help from classmates).

-or-

Students partner up and quiz each other on the passage. After a few minutes, choose one student to recite the passage to the class from memory.

David said to the Philistine, "You come against me with sword and spear and javelin, but I come against you in the name of the Lord Almighty, the God of the armies of Israel whom you have defied."



Review of Unit 3 Scripture Song



(TE, p. 25; SW, p. 21)

"You Got Game (It's in the Name)" (1 Samuel 17:45)

(Play song in class by navigating online to the Media Player in the Teachers Menu)

Students turn to the Song Lyrics on page 21 of their Student Workbooks. While listening to the song, students write down their insights and make personal connections on the lyrics page (circle key words, underline action steps, write out what God is teaching them to do, rewrite main ideas in their own words, etc.).

Discuss: How does the song reflect the meaning of the passage?

David stood tall because he knew God would fight his battle. David knew the score: God had already delivered him from a lion and a bear, so He would deliver him from Goliath. Goliath fought with his words, a sword, and a spear, but David fought the battle in the name of the Lord Almighty. The God who gave David victory is the same God we can trust today.



Review of Unit 3 Motto



▶ PLAY HERE

(Play video in class by navigating online to Rewind: LEARNING REVIEW in the Weekly Menu)

Play the Motto Buster Video in class to see who can guess it first. Pause the video when students raise their hand to indicate they have solved the motto. Students state the motto out loud and explain the meaning in their own words.

I come against you in the name of the Lord

Application: How does knowing that God is on your side help you when you come against challenges

No battle is too big for God. We can pray and ask for His help, and let Him take on our biggest challenges. We can have confidence and not worry about winning on our own strength. We need to remember to look to God for our victories since we've "got game" through the miraculous power of God who can slay any giant in our lives.



Review of Unit 4 Bible Passage



(TE, p. 31; SW, p. 27)

Romans 8:38b–39

Ask a student to read the Bible Passage from page 27 and then close their workbook. Discuss: What is the main idea of the passage?


Nothing in creation – whether seen or unseen – can prevent God’s love from reaching man.

Choose one student to recite the passage from memory (may get help from classmates).

-or-

Students partner up and quiz each other on the passage. After a few minutes, choose one student to recite the passage to the class from memory.

Neither death nor life, neither angels nor demons, neither the present nor the future, nor any powers, neither height nor depth, nor anything else in all creation, will be able to separate us from the love of God that is in Christ Jesus our Lord.



Review of Unit 4 Scripture Song



(TE, p. 32; SW, p. 28)

“Big on Me” (Romans 8:38b–39)

(Play song in class by navigating online to the Media Player in the Teachers Menu)

Students turn to the Song Lyrics on page 28 of their Student Workbooks. While listening to the song, students write down their insights and make personal connections on the lyrics page (circle key words, underline action steps, write out what God is teaching them to do, rewrite main ideas in their own words, etc.).

Discuss: How does the song reflect the meaning of the passage?

We as Christ followers can say that God is “Big On Me” because of how much He loves us. After all, God’s love for us is so big that He was willing to sacrifice His own Son. God’s love for us is so colossal that it not only can’t be measured, but also can’t be taken from us. God’s massive love is here to stay, and nothing in all creation can separate us from it!



▶ PLAY HERE

Review of Unit 4 Motto



(Play video in class by navigating online to Rewind: LEARNING REVIEW in the Weekly Menu)

Play the Motto Buster Video in class to see who can guess it first. Pause the video when students raise their hand to indicate they have solved the motto. Students state the motto out loud and explain the meaning in their own words.

The love of God that is in Christ Jesus

Application: What is the greatest way God showed His love for us?

The greatest display of God’s love came through the sacrifice of Christ Jesus our Lord. God demonstrated His great love for us by allowing His Son to die for the forgiveness of our sins. He could not have done anything bigger for us since we are able to believe in His Son’s death and resurrection and receive eternal life!



Review of Units 5 and 6 Core Bible Story



(TE, pp. 40, 48; SW, pp. 34, 42)

Read Genesis 45:1–8; Genesis 50:15–21— Joseph Trusts God (Parts I and II)

Begin by reading the Core Bible Story (Parts I and II). Joseph had been betrayed, sold into slavery, falsely accused, imprisoned, and forgotten. Even through all of this he honored God in his words and attitude, and fully trusted that God had a unique purpose for his life. Facilitate discussion with the following questions:

- 1) What position did Joseph end up serving in?

Joseph ended up serving as Pharaoh's second-in-command. This made him the second-most powerful person in the land.

- 2) What happened when Joseph was reunited with his brothers? How did the brothers respond?

The brothers expected Joseph to punish them, but he didn't. To their surprise (for they had betrayed him), Joseph shows them love and grace, and says that it is God, not his family, rulers, or government, who is in charge of his life. The brothers were shocked, amazed, humbled, and relieved that Joseph showed mercy toward them.

- 3) What did Joseph tell his brothers his God-given mission was?

Joseph's mission was to save lives. He knew God led him there and would empower him to help save the people from the terrible famine to come.

- 4) Later after Joseph's father died, the brothers feared Joseph's good will wouldn't last. They offered themselves as slaves, which was an appropriate punishment for their having sold him as a slave. How did Joseph respond again?

Joseph told them not to be afraid, and said, "You intended to harm me, but God intended it for good." Joseph's forgiveness was complete. He knew God had used their sin to work good in many people's lives. He didn't put himself in the place of God, who is the only one who avenges evil. Joseph made it clear that it was not his brothers who sent him away, but rather God who had sent him ahead of them so that he could save people from the famine.



Review of Unit 5 Bible Passage



(TE, p. 42; SW, p. 36)

Romans 8:28

Ask a student to read the Bible Passage from page 36 and then close their workbook. Discuss: What is the main idea of the passage?


God promises that he will use even the bad things that happen to us for our good.

Choose one student to recite the passage from memory (may get help from classmates).

-or-

Students partner up and quiz each other on the passage. After a few minutes, choose one student to recite the passage to the class from memory.

And we know that in all things God works for the good of those who love him, who have been called according to his purpose.



Review of Unit 5 Scripture Song



(TE, p. 43; SW, p. 37)

"Bad to Good" (Romans 8:28)

(Play song in class by navigating online to the Media Player in the Teachers Menu)

Students turn to the Song Lyrics on page 37 of their Student Workbooks. While listening to the song, students write down their insights and make personal connections on the lyrics page (circle key words, underline action steps, write out what God is teaching them to do, rewrite main ideas in their own words, etc.).

Discuss: How does the song reflect the meaning of the passage?

God works for good in all things. God uses even that which is meant for evil for the good of those who love Him. Therefore, even through trials in life, God works for our good when we trust Him. When times get tough, we must not blame God or run from Him, but rather trust Him—just as Joseph did—so that He will bless us and strengthen our faith in Him.



▶ PLAY HERE

Review of Unit 5 Motto



(Play video in class by navigating online to Rewind: LEARNING REVIEW in the Weekly Menu)

Play the Motto Buster Video in class to see who can guess it first. Pause the video when students raise their hand to indicate they have solved the motto. Students state the motto out loud and explain the meaning in their own words.

God works for the good of those who love him

Application: How is knowing that God works for the good of those who love him an encouragement to you?

God works all things together for good—both His good and our good. Those who love God can trust His goodness, His power, and His will to work out all things for our good. God allows experiences in our lives to help us trust Him more, so He will use even the most difficult things in our lives for good. It is comforting to know that God is in control.



Review of Unit 6 Bible Passage



(TE, p. 49; SW, p. 43)

1 John 1:8–9

Ask a student to read the Bible Passage from page 43 and then close their workbook. Discuss: What is the main idea of the passage?


If we confess our sins, God is faithful to forgive us and cleanse us from our guilt.

Choose one student to recite the passage from memory (may get help from classmates).

-or-

Students partner up and quiz each other on the passage. After a few minutes, choose one student to recite the passage to the class from memory.

If we claim to be without sin, we deceive ourselves and the truth is not in us. If we confess our sins, he is faithful and just and will forgive us our sins and purify us from all unrighteousness.



Review of Unit 6 Scripture Song



(TE, p. 50; SW, p. 44)

"One-eighty" (1 John 1:8–9)

(Play song in class by navigating online to the Media Player in the Teachers Menu)

Students turn to the Song Lyrics on page 44 of their Student Workbooks. While listening to the song, students write down their insights and make personal connections on the lyrics page (circle key words, underline action steps, write out what God is teaching them to do, rewrite main ideas in their own words, etc.).

Discuss: What does it mean to do a one-eighty? Why should we do a one-eighty when we sin?

To do a "one-eighty" means to turn around and head in the opposite direction, so to do a "one-eighty" from sin means to "come clean" and ask for forgiveness. We should not try to hide our sin or deny that we are sinning, for this weighs us down with guilt. Instead, we should "go uptown" (talk to God) to confess our sin, and He will be faithful to forgive our sin, cleanse us from all unrighteousness, and show us mercy with a fresh start.



▶ PLAY HERE

Review of Unit 6 Motto



(Play video in class by navigating online to Rewind: LEARNING REVIEW in the Weekly Menu)

Play the Motto Buster Video in class to see who can guess it first. Pause the video when students raise their hand to indicate they have solved the motto. Students state the motto out loud and explain the meaning in their own words.

He is faithful and just and will forgive us

Application: God's Word promises that He is faithful and just and will forgive us. How can we have freedom when we claim that promise?

Hanging on to sin brings guilt and misery, but as Christ followers we can instead choose to ask God for forgiveness—since He is faithful and will forgive us every time we confess our sin. When we turn from our sin, we suddenly have the freedom of no longer being stuck in our sin, and we are able to walk with a crown of joy that comes only from God!