

TEACHER'S



EDITION

SEEKERMANIA


**ADVENTURES IN
THE PURSUIT OF
GOD'S PRESENCE**

GRADE

4

SALVATION SPEEDWAY

**ADVENTURES IN
THE POWER OF
GOD'S WORD**



CONTENTS

HOW TO USE THIS BOOKiv

BIBLE SCOPE & SEQUENCE viii

Grade 4 Fall

SEEKERMANIA



ADVENTURES IN THE PURSUIT OF GOD'S PRESENCE

Units 1 & 2 1

Units 3 & 4 19

Units 5 & 6 37

Rewind: LEARNING REVIEW
of Fall 1—6 55

Units 7 & 8 61

Units 9 & 10 79

Units 11 & 12 97

Rewind: LEARNING REVIEW
of Fall 7—12 115

Grade 4 Spring

SALVATION SPEEDWAY



ADVENTURES IN THE POWER OF GOD'S WORD

Units 1 & 2 121

Units 3 & 4 139

Units 5 & 6 157

Rewind: LEARNING REVIEW
of Spring 1—6 175

Units 7 & 8 181

Units 9 & 10 199

Units 11 & 12 217

Rewind: LEARNING REVIEW
of Spring 7—12 235

HOW TO USE THIS BOOK AND PREPARE A LESSON

TEACHER-LED FOR LIFE TRANSFORMATION

What a privilege it is for teachers to help their students to know and believe God's Word! Although there are some activities designed for students to respond independently, much of the curriculum has been formulated to equip teachers to facilitate activities as they shepherd their students.

- Bible is the most important course!
- Use this guide to understand how to effectively use the lesson components.
- Read through each unit's section before teaching the class.
- Underline, highlight, and make notes directly in your Teacher's Edition (TE).

Let's Get Started!

BIBLE SCOPE & SEQUENCE

These handy navigation pages provide a full semester layout of the Core Bible Stories and their correlating unit Bible Passages—all on one page. This is an effective tool that allows teachers to quickly navigate and anticipate the scriptural direction of each semester.

Units 1 & 2 • **Units 3 & 4**
Units 5 & 6 • **Units 7 & 8**
Units 9 & 10 • **Units 11 & 12**

Each two-unit section is differentiated by color and includes:

- Core Bible Story discussion and application
- Two unit Bible Passages that correlate with the Core Bible Story
- Two song & lyrics activity pages based on each unit Bible Passage
- An even-unit Scripture study that allows students to explore their Bibles for related passages, and
- Multiple activities to enhance classroom Bible discovery

► THE IN-CLASS ONLINE ADVENTURE ◀

Tune Bubbler • Word Bundler • Truth Buzzer

Three online video adventures and quizzes per unit are fully integrated into this Teacher's Edition. These video adventures are conveniently indicated within the flow of classroom activities with the following symbols:



As directed in your "Get Ready" training video under the teachers tab on the BRC™ site, display the online video adventures and quizzes for the entire class (via video projection) by logging in and locating your current unit's video adventure and quiz in the progress menu of your grade and semester theme. The "Tune Bubbler" video and quiz begin Day 2 activities in each unit, followed by the "Word Bundler" video and quiz to begin Day 3 activities. The "Truth Buzzer" video and quiz precede the Day 4 Learning Points to complete the unit.

► Rewind: LEARNING REVIEW ◀

Mid and End-of-Semester Reviews

The "Rewind: LEARNING REVIEW" sections are designed to equip students with two creative opportunities to review their work per semester. In-class discussion and online "Motto Buster" video adventures and quizzes are designed to help students increase their long-term memory and application of the main ideas after each 6-unit section. With the unique combination of classroom discussion, online engagement and musical relevance, each learning review week will help students to further hide God's Word in their hearts and minds. Each "Rewind: LEARNING REVIEW" section in this Teacher's Edition is synced with the online adventure menu and provides a full week of content.



HOW TO USE THIS BOOK AND PREPARE A LESSON

TEACHING OBJECTIVE

Teach the Core Bible Story to help students grasp the main idea.

BLUE BOXES

Blue boxes provide concise instructions for teachers to easily facilitate creative activities—such as the Day 2 and Day 3 interactive activities—which offer variety, fun and exploration of the unit's Bible Passage. Occasionally, materials or short preparation is needed in advance.

▶ LESSON INTRODUCTION ◀

Lesson Target • Lesson Setting • Teacher Helps

Lesson Introduction sections are fantastic tools for teachers to engage students with a deeper understanding of scripture. They begin each two-unit section by providing teachers with the lesson target, lesson setting, and critical background information that will translate into students understanding the context and application of the Core Bible Stories.

▶ LESSON CONNECTION ◀

Core Bible Story and Unit Bible Passage

Lesson Connection pages quickly identify the crux of each unit's learning objective: how the Core Bible Story and Unit Bible Passage combine to help students accomplish the lesson target.



ONLINE HIGHLIGHTS

Online Highlights feature 15 key points that students are learning in their online adventure. These points can be used to facilitate discussion, prompt writing, or enhance personal application.

TEACHER ENRICHMENT

In addition to the lesson introduction and connection pages in this TE, it is imperative that teachers go to the online adventure site on a per unit basis and click the "Teachers/Enrichment" tab. Here, teachers are given invaluable meaning behind each unit's Bible Passage with insight into how the unit's Bible Passage fits into the overall semester theme. This teacher enrichment devotional unit is placed online because of the value we place on extending the learning into the home and giving parents tools to further instruct their children.

▶ DAY 1 ◀

Core Bible Story

Each Core Bible Story is studied over a two-unit period and is either repeated, or divided and continued in the 2nd unit, depending on the size of the story. This two-unit discussion format allows for students to fully understand and apply each Core Bible Story and the multiple Bible Passages that further its meaning and application. We want students to not just know, but understand and apply God's Word.

This is a teacher-led activity that requires preparation from the "Lesson Introduction" and "Lesson Connection" sections. This is not an activity students should accomplish without a teacher. The Core Bible Story discussion is optimally taught in this order:

- Class reads entire story
- Teacher inserts background for understanding
- Class re-reads a highlighted verse section with questions (4 sections)
- Teacher facilitates answering questions from highlighted verse section
- Teacher provides insight, personal story or application

▶ ODD UNITS: DAY 1 ◀

Core Bible Story Discussion

The Core Bible Story discussion section starts off each two-week unit. Therefore, it is best for teachers to facilitate discussion, solicit input from students, and guide students so that there is complete accuracy and understanding of the Core Bible Story.

▶ EVEN UNITS: DAY 1 ◀

Core Bible Story Application

To follow up the even-unit Core Bible Story discussion, this activity allows students to express what they've learned. This activity works best when students are allowed to self-reflect and write out their thoughts, followed by classroom discussion so that students can learn from the application of fellow students.

HOW TO USE THIS BOOK AND PREPARE A LESSON

► THIS UNIT'S LYRICS ◀

This page was designed to allow students to take advantage of how the song lyrics expose the spiritual challenge of the unit's Bible Passage. The uniqueness of the Bible REPLAY Curriculum™ is that it allows students to explore the connection between the unit's Bible Passage and the song it inspired, which was specifically designed with lyrical hooks and relatable language to bring the meaning of the Bible Passage alive in kids' hearts and minds. With each lyrics page, teachers have the opportunity to discuss the unit's Bible Passage, converse with students about how the song reflects the key scripture, and let students make notes about what they're learning. Catchy tunes emphasize lifetime messages!

WHAT WE LEARNED

Learning Points • Unit Quiz

The learning points and unit quiz pages allow teachers to review key points with students and assess knowledge. In addition to the 30 quiz questions students encounter in your classroom online adventure, the 5 learning points and 7 quiz questions in the student workbooks prompt further discussion of both the Core Bible Story and the unit's Bible Passage.

► EVEN UNITS: DAY 2 ◀

Scripture Study

Students have an opportunity to locate and study scriptures in their Bibles that further teach the meaning of the unit's Bible Passage. Students will see how different parts of the Bible are related and how the main idea applies to their lives. As time allows, students may explore up to 3 supplemental Bible Passages in this activity.

► CREATIVE PAGE ◀

Student Workbooks (SW) only. This page includes extra workspace for activities that may have been assigned anytime within a two-unit section. This activity workspace may precede or follow the activity assignment, so helpful page markers are in place to guide students to the activity and back to their lesson page.

► ADVENTURE WRAP UP ◀

Students conclude every two-unit section with the adventure wrap-up page to use for journaling, reflection and application. Class discussion can follow this reflection for students willing to share their thoughts.

TEACHER'S EDITION KEY

BIBLE MEMORY VERSE

This symbol indicates selected unit Bible Passages that are considered key or foundational verses to be memorized.



NOTE: For teachers who prefer assigning a Bible Memory Verse every week, every unit Bible Passage features color separation as shown below:

Colossians 3:1–2

Since, then, you have been raised with Christ, *set your hearts on things above, where Christ is seated at the right hand of God. Set your minds on things above, not on earthly things.*

The GREEN section indicates the portion that can be assigned as a Bible Memory Verse for the week for Bible Passages that are considered too long for memorization, but key for exploration.

TEACHER-LED ACTIVITY

This symbol indicates background information and facilitation of activity or discussion is needed, requiring preparation from the "Lesson Introduction" and "Lesson Connection" sections.



WHAT'S THIS?

Wherever you see "SW" we are referring to the "Student Workbook."

Here, we show the corresponding Student Workbook page numbers.

24 (SW 20)

HOW TO USE THIS BOOK AND PREPARE A LESSON

BIBLE MEMORY VERSES (“BMVs”)


We cherish all of God’s Word. “All scripture is God-breathed and is useful for teaching, rebuking, correcting, and training in righteousness so that the man of God may be thoroughly equipped for every good work.” – 2 Timothy 3:16-17

We encourage scripture memorization. “How can a young man keep his way pure? By living according to your word. I seek you with all my heart; do not let me stray from your commands. I have hidden your word in my heart that I might not sin against you.” – Psalm 119:9-11

TIPS FOR BIBLE MEMORY VERSES (“BMVs”)

- Key Bible Passages that are considered foundational for memory are indicated in the Teacher’s Edition with the memory verse symbol to assist in lesson planning. We recognize that schools have individual approaches to scripture memorization. While some memorize Bible Passages weekly, others focus on key foundational scriptures that are more frequently memorized. To accommodate every learning approach, unit Bible Passages feature a BLUE section that indicates the portion to be assigned as a “BMV” for the unit, which is especially helpful when the unit Bible Passage is considered too long for memorization.
- To memorize scripture, students must first understand the meaning. For every Bible Passage, it is essential to first define terms and discuss the meaning of the passage with your class before memorization is assigned.
- There are four Bible memory activities designed to engage students and facilitate memorization. The activities are:
 - Word Sequence Race
 - Scripture Scrambler
 - Memory Verse Game
 - Team Silence

For each selected Bible Memory Verse, one of the four memory activities is suggested. Instructions for these activities are found in the blue boxes of your Teacher’s Edition. Although activities are recommended for each memory verse, they can be used with other verses.



USE THE ONLINE “WORD BUNDLERS” IN CLASS AS A MEMORIZATION TOOL!

Online, the “Word Bundlers” (the 2nd online video adventure each unit) are designed using current research strategies to help students easily decipher and memorize verses. The main idea and key points are also provided to help students understand the Bible Passage. We encourage classroom use of these videos in addition to home use as an extremely useful tool to assist and support students in scripture understanding and memorization.

4TH GRADE BIBLE MEMORY VERSES (“BMVs”)

Below are the eight unit Bible Passages that are considered key foundational verses for memorization. The selected BMVs are also identified in the Bible Scope and Sequence and throughout the Teacher’s Edition.

SEEKERMANIA

Fall

Unit 5: Matthew 6:20–21
Word Sequence Race

Unit 7: Matthew 6:33–34
Memory Verse Game

Unit 8: Proverbs 3:5–6
Scripture Scrambler

Unit 10: Galatians 2:20
Team Silence



Spring

Unit 2: II Timothy 3:16–17
Word Sequence Race

Unit 3: Psalm 1:1–2
Memory Verse Game

Unit 7: Psalm 119:9–11
Scripture Scrambler

Unit 8: Romans 10:17
Team Silence

Unit 12: Philippians 4:6–7
Word Sequence Race

BIBLE SCOPE & SEQUENCE

Grade 4 Fall **SEEKERMANIA** ADVENTURES IN THE PURSUIT OF GOD'S PRESENCE

UNITS 1 & 2 (Page 1)

Core Bible Story

Matthew 5:3–16
Jesus Teaches the Beatitudes, Salt & Light

Bible Passage 1

Hebrews 10:22

Let us draw near to God with a sincere heart in full assurance of faith, having our hearts sprinkled to cleanse us from a guilty conscience and having our bodies washed with pure water.

Bible Passage 2

Psalms 63:1

O God, you are my God, earnestly I seek you; my soul thirsts for you, my body longs for you, in a dry and weary land where there is no water.

UNITS 3 & 4 (Page 19)

Core Bible Story

Matthew 6:5–13
Jesus Teaches about Prayer

Bible Passage 3

Matthew 6:6

But when you pray, go into your room, close the door and pray to your Father, who is unseen. Then your Father, who sees what is done in secret, will reward you.

Bible Passage 4

Colossians 3:1–2

Since, then, you have been raised with Christ, set your hearts on things above, where Christ is seated at the right hand of God. Set your minds on things above, not on earthly things.

UNITS 5 & 6 (Page 37)

Core Bible Story

Matthew 6:19–24
Jesus Teaches about Treasures in Heaven

Bible Passage 5

Matthew 6:20–21



But store up for yourselves treasures in heaven, where moth and rust do not destroy, and where thieves do not break in and steal. For where your treasure is, there your heart will be also.

Bible Passage 6

Romans 12:1–2a

Therefore, I urge you, brothers, in view of God's mercy, to offer your bodies as living sacrifices, holy and pleasing to God—this is your spiritual act of worship. Do not conform any longer to the pattern of this world, but be transformed by the renewing of your mind.

UNITS 7 & 8 (Page 61)

Core Bible Story

Matthew 6:25–34
Jesus Teaches about Not Worrying

Bible Passage 7

Matthew 6:33–34



But seek first his kingdom and his righteousness, and all these things will be given to you as well. Therefore do not worry about tomorrow, for tomorrow will worry about itself. Each day has enough trouble of its own.

Bible Passage 8

Proverbs 3:5–6



Trust in the Lord with all your heart and lean not on your own understanding; in all your ways acknowledge him, and he will make your paths straight.

UNITS 9 & 10 (Page 79)

Core Bible Story

Matthew 7:1–5
Jesus Teaches about Judging Others

Bible Passage 9

Psalms 130:3–4

If you, O LORD, kept a record of sins, O LORD, who could stand? But with you there is forgiveness; therefore you are feared.

Bible Passage 10

Galatians 2:20



I have been crucified with Christ and I no longer live, but Christ lives in me. The life I live in the body, I live by faith in the Son of God, who loved me and gave himself for me.

UNITS 11 & 12 (Page 97)

Core Bible Story

Matthew 7:15–23
Jesus Teaches about a Tree and its Fruit

Bible Passage 11

Ephesians 4:22–24

You were taught, with regard to your former way of life, to put off your old self, which is being corrupted by its deceitful desires; to be made new in the attitude of your minds; and to put on the new self, created to be like God in true righteousness and holiness.

Bible Passage 12

1 John 2:15–16

Do not love the world or anything in the world. If anyone loves the world, the love of the Father is not in him. For everything in the world—the cravings of sinful man, the lust of his eyes and the boasting of what he has and does—comes not from the Father but from the world.

BIBLE SCOPE & SEQUENCE

Grade 4 Spring **SALVATION SPEEDWAY** ADVENTURES IN THE POWER OF GOD'S WORD

UNITS 1 & 2 (Page 121)

Core Bible Story

Luke 5:33–6:11

Jesus is Lord of the Sabbath
(The Parable of Old Garments
and Old Wineskins)

Bible Passage 1

Colossians 3:16

Let the word of Christ dwell in you richly as you teach and admonish one another with all wisdom, and as you sing psalms, hymns and spiritual songs with gratitude in your hearts to God.

Bible Passage 2

2 Timothy 3:16–17



All Scripture is God-breathed and is useful for teaching, rebuking, correcting and training in righteousness, so that the man of God may be thoroughly equipped for every good work.

UNITS 3 & 4 (Page 139)

Core Bible Story

Luke 6:46–49

The Parable of the Wise and Foolish Builders

Bible Passage 3

Psalms 1:1–2



Blessed is the man who does not walk in the counsel of the wicked or stand in the way of sinners or sit in the seat of mockers. But his delight is in the law of the Lord, and on his law he meditates day and night.

Bible Passage 4

James 1:25

But the man who looks intently into the perfect law that gives freedom, and continues to do this, not forgetting what he has heard, but doing it—he will be blessed in what he does.

UNITS 5 & 6 (Page 157)

Core Bible Story

Luke 7:36–50

Jesus Anointed by a Sinful Woman (The Parable of Two Debtors)

Bible Passage 5

Psalms 32:1–2

Blessed is he whose transgressions are forgiven, whose sins are covered. Blessed is the man whose sin the Lord does not count against him and in whose spirit is no deceit.

Bible Passage 6

Ephesians 1:7–8

In him we have redemption through his blood, the forgiveness of sins, in accordance with the riches of God's grace that he lavished on us with all wisdom and understanding.

UNITS 7 & 8 (Page 181)

Core Bible Story

Luke 8:4–15

The Parable of the Sower

Bible Passage 7

Psalms 119:9–11



How can a young man keep his way pure? By living according to your word. I seek you with all my heart; do not let me stray from your commands. I have hidden your word in my heart that I might not sin against you.

Bible Passage 8

Romans 10:17



Consequently, faith comes from hearing the message, and the message is heard through the word of Christ.

UNITS 9 & 10 (Page 199)

Core Bible Story

Luke 10:25–37

The Parable of the Good Samaritan

Bible Passage 9

Psalms 37:7–9

Be still before the Lord and wait patiently for him; do not fret when men succeed in their ways, when they carry out their wicked schemes. Refrain from anger and turn from wrath; do not fret—it leads only to evil. For evil men will be cut off, but those who hope in the Lord will inherit the land.

Bible Passage 10

Hebrews 12:14–15a

Make every effort to live in peace with all men and to be holy; without holiness no one will see the Lord. See to it that no one misses the grace of God.

UNITS 11 & 12 (Page 217)

Core Bible Story

Luke 11:1–13

Jesus' Teaching on Prayer (The Parable of the Friend in Need)

Bible Passage 11

Psalms 23:1–3

The Lord is my shepherd, I shall not be in want. He makes me lie down in green pastures, he leads me beside quiet waters, he restores my soul. He guides me in paths of righteousness for his name's sake.

Bible Passage 12

Philippians 4:6–7



Do not be anxious about anything, but in everything, by prayer and petition, with thanksgiving, present your requests to God. And the peace of God, which transcends all understanding, will guard your hearts and your minds in Christ Jesus.

UNITS 3 & 4

Core Bible Story: Matthew 6:5–13

Adventures in the pursuit of God's presence continue as we explore Jesus' teaching from the Gospel of Matthew!


Unit 3 Bible Passage: Matthew 6:6

Unit 4 Bible Passage: Colossians 3:1–2

Two powerful Bible Passages emerge to parallel the Core Bible Story as we discover how to draw near to God.

**LET'S CONTINUE TO DISCOVER
THE PURSUIT OF GOD'S PRESENCE!**





Matthew 6:5–13

BACKGROUND

Lesson Target

Seek God by praying to Him. He wants us to pray, and Jesus teaches us how.

Lesson Setting

This Core Bible Story is a continuation of the Sermon on the Mount. In this section, Jesus teaches the correct and incorrect ways to pray. Prior to teaching on prayer, Jesus taught the correct way to give. In both instances, He points out that we are to pray, or give, not as a way to impress others but only as a way to honor God. In Jesus' day, public prayer took place either in the synagogue or on the streets at the appointed prayer times (9 a.m, noon, and 3 p.m.). After condemning false and meaningless prayers, Jesus gives an example of how to pray and what to pray for.


Last week we saw eight characteristics that God blesses. This week we see one action that God rewards: prayer. Not just any prayer, though: God rewards secret, sincere prayer. He doesn't reward prayer that's intended to impress people.

The prayer Jesus models for us commits us to act in the kingdom ways the Beatitudes show us. First, the Lord's Prayer tells us to pray to God calling Him, "Our Father." That's how we approach Him: He's our Father, and we're one of many children. We're connected

and we have duties to others.

The first three requests are about glorifying God. We pray for God's name to be holy, which commits us to upholding His name and not using it crassly or in curses. We pray for God's kingdom to come, which commits us to living according to that kingdom's ways now and reminds us to set our mind on the coming kingdom when things here are hard. We pray for God's will to be done, which commits us both to finding out what His will is by searching Scripture and to obeying it.

The next three requests are for ourselves and our brothers and sisters in Christ. We ask for our daily needs to be met, and that reminds us both to be content with what we have and to help the needy. We ask for our sins to be forgiven as we forgive others, and that commits us to confessing where we've fallen short, to turning from our sins, and to forgiving all who have sinned against us. We ask God to lead us away from temptations and to deliver us from the evil one, and that reminds us of our weaknesses and commits us to avoiding situations that cause temptation.



Teacher Helps


Scriptures

- Luke 11:1–4—the same biblical account
- Matthew 14:23; Luke 6:12, 22:32, 22:41–44, 23:34; Hebrews 5:7—examples of how Jesus prayed
- Genesis 6:5; Psalm 17:3, 19:14, 44:21, 139:23; Matthew 9:4, 15:8; Luke 24:38—verses about God knowing our hearts and motives

Biblical Concepts

Humility, prayer, forgiveness, God's omniscience

UNIT 3



This Unit's Connection

Core Bible Story & Bible Passage

Our Bible Passage, Matthew 6:6, comes right from the Core Bible Story. It tells us God rewards private prayer. It tells us God wants us to get alone with Him to talk to Him. The God of the universe cares so much for us that He wants us to spend time alone with Him!

If we pray only in public, then we're hypocrites because we don't really have a relationship with God: We're merely putting on a show for people (v. 5). We don't have the pure heart Jesus


spoke about in the Beatitudes (Mat. 5:8). Whatever approval we get from people is our only reward because God won't bless prayers that are merely show.

When we secretly spend time with God, though, God rewards us. Here on earth He rewards us with knowing Him better, with answered prayers, with guidance towards righteousness, with insights, and with protection. In addition, He'll reward us in heaven.



ONLINE HIGHLIGHTS

1. Day and night we can pray to God.
2. The way to seek God is simply to pray.
3. God rewards us when He sees us pray.
4. God's reward is His presence in our lives.
5. Pray to leave the cares of the world behind you.
6. Pray to be seen by God, not to be seen by men.
7. Pray to God and take Him with you wherever you go.
8. The best "getaway" is to pray to God alone.
9. Jesus said, "Close the door and pray to your Father."
10. God watches over us when we pray.
11. We talk to the Father when we pray.
12. Jesus encouraged us to pray alone and not make a show of our prayers.
13. When God sees us pray in secret, He knows we truly want to be in His presence.
14. God fills our hearts when we take the time to be with Him.
15. God the Father hears our prayers and sees us when we pray.



Core Bible Story

MATTHEW 6:5-13 JESUS TEACHES ABOUT PRAYER

⁵ "And when you pray, do not be like the hypocrites, for they love to pray standing in the synagogues and on the street corners to be seen by men. I tell you the truth, they have received their reward in full. ⁶ But when you pray, go into your room, close the door and pray to your Father, who is unseen. Then your Father, who sees what is done in secret, will reward you. ⁷ And when you pray, do not keep on babbling like pagans, for they think they will be heard because of their many

words. ⁸ Do not be like them, for your Father knows what you need before you ask him.


⁹ "This, then, is how you should pray: 'Our Father in heaven, / hallowed be your name, / ¹⁰ your kingdom come, / your will be done / on earth as it is in heaven. / ¹¹ Give us today our daily bread. / ¹² Forgive us our debts, / as we also have forgiven our debtors. / ¹³ And lead us not into temptation, / but deliver us from the evil one.'"

MEANING MATCH

MATTHEW 6:5-13

Draw a line from each word on the left to the definition on the right that matches its meaning in the Core Bible Story.

1. Pray	a. Invisible
2. Hypocrite	b. Guide
3. Reward	c. What you owe
4. Pagan	d. Phony
5. Unseen	e. Desire to do wrong
6. Hallowed	f. Jabbering or chattering
7. Debt	g. Honor
8. Temptation	h. Talk with God
9. Lead	i. Holy or sacred
10. Babbling	j. Unbeliever



Core Bible Story Discussion

MATTHEW 6:5–13 JESUS TEACHES ABOUT PRAYER

Read Matthew 6:5. What did Jesus teach His disciples to do? **Pray the right way.**

Is there a wrong way to pray?
Yes, as a hypocrite who is not sincere.

How do hypocrites pray?
They pray standing in church or out in the open on the street.

Why do they do this?
To be seen by men and look religious.

Read Matthew 6:6. How did Jesus say to pray the right way?
Close the door and pray to your Father.

What does the Father do for those who pray sincerely?
He sees what they do in secret and rewards them.

Read Matthew 6:7–8. How did the pagans pray?
They prayed as unbelievers using big words, hoping their man-made gods would answer.

Is it okay to pray simple words?
Yes—for God knows what we need before we ask Him.

Read Matthew 6:9. Did Jesus teach us how to pray?
Yes, He gave us the perfect example.

What were the first two words of Jesus' prayer? **"Our Father."**


To whom do we pray? **God the Father in heaven.**

How do we greet Him?
We praise His Holy name —"hallowed be Your name."

TEACHING OBJECTIVE

Teach the Core Bible Story to help students grasp the main idea.

TEACHING ACTIVITIES

1. **Core Bible Story**
After sharing the story background from the lesson introduction page, let students read the story and discuss the main idea.
2. **Core Bible Story Discussion**
Have students read the specific verses and answer the questions. Discuss their answers. 
3. **Meaning Match**
Students match key words to the correct definition. From Matthew 6:5–13.



TEACHING OBJECTIVE

Teach the unit's Bible Passage to help students grasp the main idea.

TEACHING ACTIVITIES

1. Explore Scripture

Let students read the passage as you share background and discuss the main idea.

2. Question of the Day


At the beginning of your Bible time, write the following: "Jesus teaches that you should pray in secret. Is it wrong for others to see you praying? Why or why not?"



After students provide comments, help students understand it is about the attitude of our hearts. God rewards secret and sincere prayer. We are not to try to impress people with our prayers.

3. Pair and Share (Truth)

Students pair up and discuss the meaning of "hallowed be your name" found in Matthew 6:9. "Oh, my God" is a commonly used expression today, but we do not honor God's name when we use it crassly or in curses.



▶ PLAY HERE

Bible Passage 3

EXPLORATION AND DISCOVERY

Matthew 6:6

But when you pray, go into your room, close the door and pray to your Father, who is unseen. Then your Father, who sees what is done in secret, will reward you.


Question of the Day

1. Write out the question of the day. *Answers will vary.*
2. After the question of the day discussion, write your response. *Answers will vary.*

Pair and Share (Truth)

With a partner, read Matthew 6:9 and consider the meaning of "hallowed be your name."

1. Explain why using the expression "Oh, my God" does not honor God. *Answers will vary.*
2. How will Matthew 6:9 affect the words you use and why? *Answers will vary.*



YOUR GETAWAY

MATTHEW 6:6

TEACHING OBJECTIVE

Use the gift of music to explore the Bible Passage that inspired the song lyrics.

TEACHING ACTIVITIES

Song Scramble

Let students hear the song and try to unscramble five lyrics in their workbook as they sing along.

YOUR GETAWAY

Day and night
Night or day
You can go find your getaway
Try to leave the world
Behind you every day

Take the time
Sneak away
You can go find your getaway
Close the door and seek
Your Father when you pray

Then as your Father sees you there
He will reward your simple prayer
Then as your Father sees you there
He fills your heart
To take His presence everywhere



SONG SCRAMBLE

Listen to the song and unscramble these five words:

1. seloc | 2. rodo | 3. htrea | 4. drrwea | 5. yarepr

1. close 2. door 3. father 4. reward 5. prayer

TEACHING OBJECTIVE

Further explore the unit's Bible Passage to help students apply its meaning.

TEACHING ACTIVITIES

1. Explore Scripture

Let students read the passage as you share background and discuss the main idea.

2. Group Questions

In groups of four, students take five minutes to discuss Matthew 6:9–13 and come up with a question about the Lord's Prayer. Write questions on board and use Lesson Connection on pages 21 and 29 to respond.



3. Haiku

Students write a haiku (a three-line poem of five syllables, then seven, then five) based on Matthew 6:6, and then share it with others. Students choose "How to pray" or "How not to pray" for haiku topic. (Search "Christian Haiku" for more examples to share with class.)



▶ PLAY HERE

Bible Passage 3

EXPLORATION AND DISCOVERY

Matthew 6:6

But when you pray, go into your room, close the door and pray to your Father, who is unseen. Then your Father, who sees what is done in secret, will reward you.

Group Questions

With your group, read Matthew 6:9–13. Together decide on a question to ask the teacher about the Lord's Prayer.

1. What question did your group ask your teacher?

Answers will vary.

2. What did you learn? Answers will vary.

3. How can you apply your new knowledge in your own life?

Answers will vary.

Haiku

Write a haiku based on Matthew 6:6. A haiku is a three-line poem in which the first line has five syllables, the second has seven syllables, and the last has five syllables.

Choose "How to pray" or "How not to pray" for your haiku topic. Share your poem with a partner. Illustrate your poem. Answers will vary.

Direct students to their Creative Page (SW page 25) to do their work.



What We Learned

Matthew 6:6



▶ PLAY HERE

Learning Points

FROM CORE BIBLE STORY
AND BIBLE PASSAGE

To see what we've learned so far from Matthew 6:6, fill in the blanks in the five learning points below with one of these words:

alone • time • behind • sees • rewards



We can pray to God at any **time**—whether day or night.



Praying **alone** prevents us from praying to show off.



When we pray, we can't see God—but He **sees** us.



God loves when we pray, and **rewards** us when we do.



Praying helps us leave the world **behind** to pursue God.

TEACHING OBJECTIVE

Use the five key learning points to help students understand and apply the Bible Passage.

TEACHING ACTIVITIES

1. Learning Points

Students use the list of words to fill in the blanks of the five learning points. Discuss.

2. Favorite Point

Students circle their favorite learning point. Ask volunteers to share why it is their favorite point.

3. Weekly Quiz

Students take the quiz that covers the Core Bible Story and Bible Passage. Review.


4. Break the Code

Students complete the Break the Code activity on their Creative Page (SW page 25) and discuss how the lesson target can be a part of their lives.

Choose your favorite learning point from the list above, and explain what it means to you.

Answers will vary.





SEEKERMANIA

Weekly Quiz

FROM CORE BIBLE STORY AND BIBLE PASSAGE

1. Whom are we NOT to be like? **Hypocrites.**
2. Why are we not to be like them?
They pray only to be seen by others, and they try to impress other with their prayers.
3. Why should we not "babble like pagans"?
God already knows what we need.
4. What does "hallowed" mean? **Holy, divine, righteous.**
5. List three things for which this prayer asks. **Answers will vary.**
6. Who is "the evil one"? **Satan.**
7. Who gave us this example of prayer? **Jesus.**

BREAK THE CODE

MATTHEW 6:6

Direct students to their Creative Page (SW page 25) to do their work.

Break the code using the code chart below. Find each coded number on the top row to select the correct letter on the bottom row. Write out the correct phrase on the lines below.

1	2	3	4	5	6	7	8	9	10	11	12	13	14	15	16	17	18	19	20	21	22	23	24	25	26
A	B	C	D	E	F	G	H	I	J	K	L	M	N	O	P	Q	R	S	T	U	V	W	X	Y	Z


$\frac{P}{16}$ $\frac{R}{18}$ $\frac{A}{1}$ $\frac{Y}{25}$ $\frac{W}{23}$ $\frac{I}{9}$ $\frac{T}{20}$ $\frac{H}{8}$ $\frac{H}{8}$ $\frac{O}{15}$ $\frac{N}{14}$ $\frac{E}{5}$ $\frac{S}{19}$ $\frac{T}{20}$ $\frac{Y}{25}$

$\frac{A}{1}$ $\frac{N}{14}$ $\frac{D}{4}$ $\frac{N}{14}$ $\frac{O}{15}$ $\frac{T}{20}$ $\frac{T}{20}$ $\frac{O}{15}$ $\frac{I}{9}$ $\frac{M}{13}$ $\frac{P}{16}$ $\frac{R}{18}$ $\frac{E}{5}$ $\frac{S}{19}$ $\frac{S}{19}$

$\frac{O}{15}$ $\frac{T}{20}$ $\frac{H}{8}$ $\frac{E}{5}$ $\frac{R}{18}$ $\frac{S}{19}$

UNIT 4

UNIT 4



This Unit's Connection

Core Bible Story & Bible Passage


Colossians 3:1–2 tells us why we can fervently pray according to the model of the Lord's Prayer. We've been raised with Christ, so therefore we can set our minds on things above. Setting our minds on things above means remembering the glory to come and God's promised rewards. It means remembering that this earth is not all there is. Setting our minds

on things above reminds us to honor God while we patiently wait for His kingdom to come and right all wrongs. Setting our minds on things above drives earthly temptations from our hearts and replaces them with seeking God and His rewards. Setting our minds on things above tells us we can forgive others because no one can take from us anything of eternal value.



ONLINE HIGHLIGHTS

1. We've been raised with Christ to live for what's above.
2. The world lives for today, but we live for what's to come.
3. "Heads-up" means set your hearts and minds on God.
4. With Christ in our lives there is no need for the world.
5. Resting our minds on godly things brings peace and victory.
6. Keep your "head in the clouds" and think on godly things.
7. "Living it up" here doesn't compare to living for eternity.
8. Let your thoughts "take wing" and soar to things on high.
9. To please God, let your eyes focus on what pleases Him.
10. Christ followers have been forgiven and raised with Christ.
11. Our desire should be to please Jesus, since we belong to Him.
12. To set your hearts on things above, live according to Jesus' Word.
13. Christ is seated at the right hand of God.
14. According to the lyrics, "Christ sits on the throne, and I'm already there to stay."
15. When your sins are forgiven, you become raised with Christ.



Core Bible Story

MATTHEW 6:5-13 JESUS TEACHES ABOUT PRAYER

⁵ "And when you pray, do not be like the hypocrites, for they love to pray standing in the synagogues and on the street corners to be seen by men. I tell you the truth, they have received their reward in full. ⁶ But when you pray, go into your room, close the door and pray to your Father, who is unseen. Then your Father, who sees what is done in secret, will reward you. ⁷ And when you pray, do not keep on babbling like pagans, for they think they will be heard because of their

many words. ⁸ Do not be like them, for your Father knows what you need before you ask him.

⁹ "This, then, is how you should pray: 'Our Father in heaven, / hallowed be your name, / ¹⁰ your kingdom come, / your will be done / on earth as it is in heaven. /

¹¹ Give us today our daily bread. /

¹² Forgive us our debts, / as we also have forgiven our debtors. / ¹³ And lead us not into temptation, / but deliver us from the evil one.'"

TEACHING OBJECTIVE

Review or continue the Core Bible Story to help students know and believe its meaning.

TEACHING ACTIVITIES

1. Core Bible Story

Let students read the story as you share background and discuss the main idea.

2. Core Bible Story Application

Have students read the three application steps in their workbooks. Discuss and let students share their answers.



Core Bible Story Application

MATTHEW 6:5-13 APPLICATION ACTIVITY

Step 1: Read verses 9 and 10 again.

Step 2: Write out the prayer in your own words, like you would say it. *Answers will vary.*

Step 3: Use the prayer that you wrote in step 2 as a guide. Pray that prayer two more times this week.



▶ PLAY HERE

Bible Passage 4

EXPLORATION AND DISCOVERY

Colossians 3:1–2

Since, then, you have been raised with Christ, **set your hearts on things above, where Christ is seated at the right hand of God. Set your minds on things above, not on earthly things.**



Scripture Study

COLOSSIANS 3:1–2 APPLICATION ACTIVITY

ROMANS 8:6–7

The mind of sinful man is death, but the mind controlled by the Spirit is life and peace; the sinful mind is hostile to God. It does not submit to God's law, nor can it do so.

2 CORINTHIANS 4:18

So we fix our eyes not on what is seen, but on what is unseen. For what is seen is temporary, but what is unseen is eternal.

1 PETER 3:22

Who has gone into heaven and is at God's right hand—with angels, authorities and powers in submission to him.

TEACHING OBJECTIVE

Teach the unit's Bible Passage to help students grasp the main idea.

TEACHING ACTIVITIES

1. Explore Scripture

Let students read the passage as you share background and discuss the main idea.

2. Scripture Study

Students look up Scripture in their Bibles and cross-reference to increase understanding of Bible Passage. With a partner, students read and evaluate.



3. Muddiest Point

Students write about what is confusing in the passage. Afterward, discuss these questions as a class and provide clarification.



With a partner, read these passages: Romans 8:6–7; 2 Corinthians 4:18; 1 Peter 3:22.

What main idea do these verses share?

They're all about fixing our hearts and minds on that which is from above, where Jesus is at God's right hand, which allows the Holy Spirit to bring joy and peace into our lives.

How do these verses help us understand Colossians 3:1–2?

The verses help us understand that putting our faith in Christ and being raised with Christ absolutely requires us to focus our heart and minds on Godly things if we want to live for Christ.

Challenge: Why should we set our hearts and minds on where Jesus is?

Since Jesus was raised from the dead and now sits at the right hand of God in heaven, Christ followers head in the wrong direction when they focus their attention on earthly things that are not from God. Things from above like love, peace and humility and the Word of God should be on the hearts and minds of those who have been saved by Christ and set apart to live a life that brings glory to Him.



Muddiest Point

1. What is the "muddiest point" or most confusing thing about the passage in Colossians 3:1–2? **Answers will vary.**

2. After discussing this with your class, explain your new knowledge. **Answers will vary.**

TEACHING OBJECTIVE

Use the gift of music to explore the Bible Passage that inspired the song lyrics.

TEACHING ACTIVITIES

Tile Scramble

Let students hear the song and try to unscramble tiles in their workbook.

HEADS-UP

COLOSSIANS 3:1-2

HEADS-UP

Get your head out of the clouds
That's what they used to say to me
But I've been raised with Christ
And I live now for what's to be

Live it up every day
That's what the world is swift to say
But Christ sits on the throne
And I'm already there to stay

So heads-up
Don't look down
Keep your eyes above the ground
For your life is now with Christ
And there's no need to hang around
So heads-up
And take wing
Think on high where Christ is King
Set your hearts on what's above
And rest your minds on godly things
So heads-up




TILE SCRAMBLE

What kind of prayer does God reward?
Unscramble the tiles to reveal a message.

SEC WARD S ERE RET GOD AYE INC
RED S AN PR R.

GOD RE WARD S SECRET
AND SINCERE PRAYER.




▶ PLAY HERE

Bible Passage 4

EXPLORATION AND DISCOVERY

Colossians 3:1–2

Since, then, you have been raised with Christ, **set your hearts on things above, where Christ is seated at the right hand of God. Set your minds on things above, not on earthly things.**



Song/Verse Connection

1. Explain how “Heads-up” reflects the meaning of Colossians 3:1–2.

Answers will vary.

2. How can setting our minds on things above help us avoid worldly temptations? After writing your answer, discuss your ideas with a partner. **Answers will vary.**



One-minute Write

Answer one of the following questions:

What was the most important thing you learned from the Colossians 3:1–2?

Answers will vary.

How will you apply the truth of Colossians 3:1–2 to your life?

Answers will vary.

TEACHING OBJECTIVE

Further explore the unit's Bible Passage to help students apply its meaning.

TEACHING ACTIVITIES

1. Explore Scripture

Let students read the passage as you share background and discuss the main idea.

2. Song/Verse Connection

Listen to “Heads-up” and focus on how setting our hearts on God drives earthly temptations from our hearts and replaces them with seeking God and His rewards. Students then discuss their ideas with a partner and respond in their workbooks.

3. One-minute Write

Students write for one minute on their choice of question: “What was the most important thing you learned from Colossians 3:1–2?” or “How will you apply the truth of the Colossians 3:1–2 to your life?”

TEACHING OBJECTIVE

Use the five key learning points to help students understand and apply the Bible Passage.

TEACHING ACTIVITIES

1. Learning Points

Students use the list of words to fill in the blanks of the five learning points. Discuss.

2. Favorite Point

Students circle their favorite learning point. Ask volunteers to share why it is their favorite point.

3. Weekly Quiz

Students take the quiz that covers the Core Bible Story and Bible Passage. Review.

What We Learned

Colossians 3:1-2



▶ PLAY HERE

Learning Points

FROM CORE BIBLE STORY
AND BIBLE PASSAGE

To see what we've learned so far from Colossians 3:1-2, fill in the blanks in the five learning points below with one of these words:

above • seated • now • earthly • raised



Once **raised** with Christ, set your heart on Christ.



Christ followers must set their hearts on things **above**.



Jesus is **seated** in heaven, at the right hand of God.



Believers must remove their minds from **earthly** things.




Christ followers must live **now** for the life to come.



Choose your favorite learning point from the list above, and explain what it means to you.

Answers will vary.



SEEKERMANIA

Weekly Quiz

FROM CORE BIBLE STORY AND BIBLE PASSAGE

1. By whom did the hypocrites want to be seen?
Their friends, others in the synagogue.
2. What does "hypocrite" mean?
Phony, insincere or fake.
3. From whom do the hypocrites receive their reward?
From people—those whom they are trying to impress.
4. Where does Jesus say to go and pray?
In your room.
5. Where is a good place for you to pray? **Answers will vary.**
6. Why do you think we need to talk to God if He already knows what we need?
Answers will vary: (He hears our hearts, etc.).
7. In what ways do you encounter the evil one?
Answers will vary.

TEACHER'S NOTES

TEACHING OBJECTIVE

Use the three application statements below for the students to reflect on what they've learned.

TEACHING ACTIVITIES

Adventure Wrap-up

Have the students write out their thoughts. You can also come up with an additional application or personal story to share during this activity.

A song lyric that challenged me and why:

God did this in my life this week:

This is what I want to say to God (my prayer):



Review of Units 1 and 2 Core Bible Story



(TE, pp. 4, 12; SW, pp. 2, 10)

Read Matthew 5:3–16— Jesus Teaches the Beatitudes, Salt & Light

Begin by reading the Core Bible Story. Students will review the beatitudes and describe those who are blessed, while teacher facilitates discussion (see p. 6 in TE). Salt and Light – Jesus called His followers to be the salt of the earth and the light of the world. As salt of the earth and the light of the world, what are believers called to do?

Beatitudes

- 1) poor in spirit—aware of sin and need for God's grace
- 2) those who mourn—feel deeply sad about sin
- 3) the meek—humble; exalts others
- 4) those who hunger and thirst for righteousness—desire to live according to God's rules
- 5) the merciful—loving, undeserved response to someone miserable
- 6) the pure in heart—those whose thoughts are neither sinful nor hypocritical
- 7) the peacemakers—bringing people to God and bringing people together
- 8) the persecuted—treated badly, including ridicule imprisonment, even death

Salt and Light

Believers have a duty as salt of the earth to make the kingdom of God and the truth of the gospel come alive to the world. We should let our light shine by doing Christ-like deeds, so that people will praise God.



Review of Unit 1 Bible Passage



(TE, p. 6; SW, p. 4)

Hebrews 10:22

Ask a student to read the Bible Passage from page 4 and then close their workbook.

Discuss: What is the main idea of the passage?

When we pray with an honest heart, God cleanses us and gives us peace.

Choose one student to recite the passage from memory (may get help from classmates).

-or-

Students partner up and quiz each other on the passage. After a few minutes, choose one student to recite the passage to the class from memory.

Let us draw near to God with a sincere heart in full assurance of faith, having our hearts sprinkled to cleanse us from a guilty conscience and having our bodies washed with pure water.



Review of Unit 1 Scripture Song



(TE, p. 7; SW, p. 5)

"Seekermania" (Hebrews 10:22)

(Play song in class by navigating online to the Media Player in the Teachers Menu)

Students turn to the Song Lyrics on page 5 of their Student Workbooks. While listening to the song, students write down their insights and make personal connections on the lyrics page (circle key words, underline action steps, write out what God is teaching them to do, rewrite main ideas in their own words, etc.).

Discuss: How does the song reflect the meaning of the passage?

We can seek God at any time in any place. The path is always clear for us to pray to God.

We can't see God, so we pray with faith. Our "daily flight" is a daily journey to God through prayer. We can draw near to God, spill our true heart, and unload our guilt and shame.

◀ Rewind: LEARNING REVIEW of Fall Units 1–6



▶ PLAY HERE

Review of Unit 1 Motto



(Play video in class by navigating online to Rewind: LEARNING REVIEW in the Weekly Menu)

Play the Motto Buster Video in class to see who can guess it first. Pause the video when students raise their hand to indicate they have solved the motto. Students state the motto out loud and explain the meaning in their own words.

Draw near to God with a sincere heart

Application: How and why should we draw near to God with a sincere heart?

We draw near to God with a sincere heart when we talk with Him honestly, confess our sins, and cast all our cares on Him. God cleanses us when we pray with a pure heart and gives us his grace and peace. It is a gift that we don't have to hide anything from God and can be completely honest with Him.



Review of Unit 2 Bible Passage



(TE, p. 13; SW, p. 11)

Psalms 63:1

Ask a student to read the Bible Passage from page 11 and then close their workbook. Discuss: What is the main idea of the passage?

God will bless us when we hunger and thirst for Him.

Choose one student to recite the passage from memory (may get help from classmates).

-or-

Students partner up and quiz each other on the passage. After a few minutes, choose one student to recite the passage to the class from memory.

O God, you are my God, earnestly I seek you; my soul thirsts for you, my body longs for you, in a dry and weary land where there is no water.



Review of Unit 2 Scripture Song



(TE, p. 14; SW, p. 12)

"I Seek" (Psalm 63:1)

(Play song in class by navigating online to the Media Player in the Teachers Menu)

Students turn to the Song Lyrics on page 12 of their Student Workbooks. While listening to the song, students write down their insights and make personal connections on the lyrics page (circle key words, underline action steps, write out what God is teaching them to do, rewrite main ideas in their own words, etc.).

Discuss: How does the song reflect the meaning of the passage?

We should long to seek the Lord. Seeking God first means trusting Him above ourselves.

It's amazing that we can seek the one true God. We are blessed when we seek God more and worry about our life less. God can help us through a weary season of life when we hunger and thirst for Him.



▶ PLAY HERE

Review of Unit 2 Motto



(Play video in class by navigating online to Rewind: LEARNING REVIEW in the Weekly Menu)

Play the Motto Buster Video in class to see who can guess it first. Pause the video when students raise their hand to indicate they have solved the motto. Students state the motto out loud and explain the meaning in their own words.

O God earnestly I seek You

Application: How can you seek God earnestly?

Seeking God earnestly means we have a great desire to want to know Him and His plan for our lives. We hunger and thirst for Him when we read His Word and pray for His leading in our lives. Every day brings a new opportunity to seek the Lord.



Review of Units 3 and 4 Core Bible Story



(TE, pp. 22, 30; SW, pp. 18, 26)

Read Matthew 6:5–13—Jesus Teaches about Prayer

Before reading the Core Bible Story, prompt students that they will need to listen carefully and pay attention to Jesus' teaching on prayer. Read the Core Bible Story then facilitate discussion on prayer. On the board, write separate columns of "How Not to Pray" vs. "How to Pray".

How Not to Pray	How to Pray
<ul style="list-style-type: none"> • As a hypocrite who is not sincere • Praying out in public for the purpose of putting on a show for people. • Babbling on like pagans – thinking they will be heard because of their many words. 	<ul style="list-style-type: none"> • Privately – God rewards secret and sincere prayer. • To honor God. • Approach God as "Our Father". • For God's word to be holy. • Pray God's kingdom to come – set our minds on the coming kingdom when things here are hard. • Pray for God's will to be done – find out what God's will is by searching Scripture and obeying it. • Ask for our daily needs to be met – reminds us to be content with what we have and to help the needy. • Ask for our sins to be forgiven as we forgive others. • Confess our sins and turn from them. • Ask God to lead us away from temptation and deliver us from the evil one – reminds us of our weaknesses and commits us to avoiding situation that cause temptation.

How does God reward us when we secretly spend time with Him?

He rewards us with knowing Him better, with answered prayers, with guidance towards righteousness, with insights, and with protection. In addition, He'll reward us in heaven.



Review of Unit 3 Bible Passage



(TE, p. 24; SW, p. 20)

Matthew 6:6

Ask a student to read the Bible Passage from page 20 and then close their workbook. Discuss: What is the main idea of the passage?

God rewards those who seek Him through private and sincere (honest) prayer.

Choose one student to recite the passage from memory (may get help from classmates).

-or-

Students partner up and quiz each other on the passage. After a few minutes, choose one student to recite the passage to the class from memory.

But when you pray, go into your room, close the door and pray to your Father, who is unseen. Then your Father, who sees what is done in secret, will reward you.



Review of Unit 3 Scripture Song



(TE, p. 25; SW, p. 21)

"Your Getaway" (Matthew 6:6)

(Play song in class by navigating online to the Media Player in the Teachers Menu)

Students turn to the Song Lyrics on page 21 of their Student Workbooks. While listening to the song, students write down their insights and make personal connections on the lyrics page (circle key words, underline action steps, write out what God is teaching them to do, rewrite main ideas in their own words, etc.).

Discuss: How does the song reveal how we can seek God and have our Getaway?

The way to seek God and find our "getaway" from the world is simply to pray. We can pray to God day and night, and he promises to see us and reward us with His presence in our lives. As Christ followers, it is important for us to follow His example and take the time to seek God in prayer.



Review of Unit 3 Motto



▶ PLAY HERE

(Play video in class by navigating online to Rewind: LEARNING REVIEW in the Weekly Menu)

Play the Motto Buster Video in class to see who can guess it first. Pause the video when students raise their hand to indicate they have solved the motto. Students state the motto out loud and explain the meaning in their own words.

Pray to your Father who is unseen

Application: Why should we pray to our Father who is unseen?

God the Father hears our prayers and sees us when we pray. He fills our hearts when we take the time to be with Him. He rewards us with His presence and will direct our paths.



Review of Unit 4 Bible Passage



(TE, p. 31; SW, p. 27)

Colossians 3:1–2

Ask a student to read the Bible Passage from page 27 and then close their workbook. Discuss: What is the main idea of the passage?

Being “raised with Christ” means that your sins have been forgiven through Christ.

Choose one student to recite the passage from memory (may get help from classmates).

-or-

Students partner up and quiz each other on the passage. After a few minutes, choose one student to recite the passage to the class from memory.

Since, then you have been raised with Christ, set your hearts on things above, where Christ is seated at the right hand of God. Set your minds on things above, not on earthly things.



Review of Unit 4 Scripture Song



(TE, p. 32; SW, p. 28)

“Heads-up” (Colossians 3:1–2)

(Play song in class by navigating online to the Media Player in the Teachers Menu)

Students turn to the Song Lyrics on page 28 of their Student Workbooks. While listening to the song, students write down their insights and make personal connections on the lyrics page (circle key words, underline action steps, write out what God is teaching them to do, rewrite main ideas in their own words, etc.).

Discuss: How does the song reflect the meaning of the passage?

The world lives for today, but we live for what’s to come. “Heads-up” means we set our hearts and minds on God and on things above, not earthly things. When we think on godly things we will have peace and victory in our lives.



Review of Unit 4 Motto



▶ PLAY HERE

(Play video in class by navigating online to Rewind: LEARNING REVIEW in the Weekly Menu)

Play the Motto Buster Video in class to see who can guess it first. Pause the video when students raise their hand to indicate they have solved the motto. Students state the motto out loud and explain the meaning in their own words.

Set your minds on things above

Application: How can we set our minds on things above?

Because we’ve been raised with Christ, we can set our minds on things above. Setting our minds on things above means remembering the glory to come and God’s promised rewards. It means remembering that living for this world falls short of what God wants for believers. We are also reminded to honor God while we patiently wait for His kingdom to come and right all wrongs.

Application: How can setting our minds on things above help us avoid worldly temptations?

Setting our minds on things above drives earthly temptations from our hearts and replaces them with seeking God and His rewards. Setting our minds on things above, where Christ is seated, allows His Spirit to give us the power to choose His ways over the world’s ways. When we live our life to bring glory to Him, we avoid worldly temptations.



Review of Units 5 and 6 Core Bible Story



(TE, pp. 40, 48; SW, pp. 34, 42)

Read Matthew 6:19–24— Jesus Teaches about Treasures in Heaven

Begin by reading the Core Bible Story. Discuss how we are to seek God by living wholeheartedly for Him. Jesus teaches us to pursue Him and Him alone as we live for eternal rewards. Explore each of Jesus' three metaphors about kingdom loyalty: 1) heavenly treasures vs. earthly treasures, 2) good eye vs. bad eye, 3) serving God vs. serving money. Write student responses (under each metaphor title) on the board to create discussion. The metaphor discussion may require more input from the teacher. Finally, discuss practical ways we can store up treasures in heaven.

- 1) heavenly treasures vs. earthly treasures –
A life lived for the kingdom will bear eternal rewards that cannot be destroyed or stolen like earthly treasure. Heavenly treasures are eternal, but earthly treasures are temporary.
- 2) good eye vs. bad eye – A good eye is fixed on God and makes a person so full of light that others see the light of the world through him. A bad eye is fixed on many things and makes a person full of darkness.
- 3) serving God vs. serving money – We can serve God or money, but not both, for chasing this world's treasures prevents us from doing all that God has for us. God wants our undivided loyalty. We can't love wealth and serve God at the same time. We are only capable of loving one more than the other.

What are some practical ways we can store up treasures in heaven?

We can remain faithful, love those who don't love us, secretly give to the needy, privately pray and fast, offer hospitality to Christians, use talents God gives us for Him, and diligently seek Him.



Review of Unit 5 Bible Passage



TE, p. 42; SW, p. 36)

Matthew 6:20–21

Ask a student to read the Bible Passage from page 36 and then close their workbook. Discuss: What is the main idea of the passage?

All that we value on earth will be destroyed, but what we do for Jesus will last forever.

Choose one student to recite the passage from memory (may get help from classmates).

-or-

Students partner up and quiz each other on the passage. After a few minutes, choose one student to recite the passage to the class from memory.

But store up for yourselves treasures in heaven, where moth and rust do not destroy, and where thieves do not break in and steal. For where your treasure is, there your heart will be also.



Review of Unit 5 Scripture Song



(TE, p. 43; SW, p. 37)

"To Go" (Matthew 6:20–21)

(Play song in class by navigating online to the Media Player in the Teachers Menu)

Students turn to the Song Lyrics on page 37 of their Student Workbooks. While listening to the song, students write down their insights and make personal connections on the lyrics page (circle key words, underline action steps, write out what God is teaching them to do, rewrite main ideas in their own words, etc.).

Discuss: What does "I'll take mine to go" mean? What truth does the song teach us?

"I'll take mine to go" means saving up treasures for when we are in heaven instead of seeking treasures on earth. It means living to please God, not to please men. Our hearts reveal what we treasure most: God or the world. A heart set on earthly treasure will eventually come up empty because we can't take earthly accomplishments to heaven. Any earthly fortune will fade away, but what we do for Jesus lasts forever.

◀ Rewind: LEARNING REVIEW of Fall Units 1–6



Review of Unit 5 Motto



▶ PLAY HERE

(Play video in class by navigating online to Rewind: LEARNING REVIEW in the Weekly Menu)

Play the Motto Buster Video in class to see who can guess it first. Pause the video when students raise their hand to indicate they have solved the motto. Students state the motto out loud and explain the meaning in their own words.

There your heart will be also

Application: How does what you treasure reveal where your heart is?

How we spend our time and money shows what we value. If we are busy treasuring material things and pleasing man, it shows we are living for rewards on earth and our heart is not with God. If we are busy treasuring heavenly things and are devoted to serving God and others, it reveals that our heart is living for the purpose of heavenly things.



Review of Unit 6 Bible Passage



(TE, p. 49; SW, p. 43)

Romans 12:1–2a

Ask a student to read the Bible Passage from page 43 and then close their workbook. Discuss: What is the main idea of the passage?

As believers, we must offer our lives to Christ and no longer live by the ways of the world.

Choose one student to recite the passage from memory (may get help from classmates).

-or-

Students partner up and quiz each other on the passage. After a few minutes, choose one student to recite the passage to the class from memory.

Therefore, I urge you, brothers, in view of God's mercy, to offer your bodies as living sacrifices, holy and pleasing to God—this is your spiritual act of worship. Do not conform any longer to the pattern of this world, but be transformed by the renewing of your mind.



Review of Unit 6 Scripture Song



(TE, p. 50; SW, p. 44)

"Inside Out" (Romans 12:1–2a)

(Play song in class by navigating online to the Media Player in the Teachers Menu)

Students turn to the Song Lyrics on page 44 of their Student Workbooks. While listening to the song, students write down their insights and make personal connections on the lyrics page (circle key words, underline action steps, write out what God is teaching them to do, rewrite main ideas in their own words, etc.).

Discuss: What does it mean to live from the "inside out"?

Living from the "inside out" means not pretending to love God. Living from the outside-in means pretending to follow Christ while following the pattern of the world in our hearts. We can fool people on the outside, but God sees our hearts from the inside. As Christ followers, we are to offer ourselves to God and not be like the world.



Review of Unit 6 Motto



▶ PLAY HERE

(Play video in class by navigating online to Rewind: LEARNING REVIEW in the Weekly Menu)

Play the Motto Buster Video in class to see who can guess it first. Pause the video when students raise their hand to indicate they have solved the motto. Students state the motto out loud and explain the meaning in their own words.

Transformed by the renewing

Application: How can we be transformed by the renewing of our mind?

We renew our mind by taking in Jesus' teaching and having our thoughts line up with His truth. This will transform us to no longer live according to the lies of the world, but to become more like Christ. Don't conform to the world. Instead, be transformed!