

TEACHER'S




EDITION

YOU GOT IT ALL
ADVENTURES IN
THE MISSION OF
GOD'S SON

GRADE

3

SOUL SURFIN'
ADVENTURES IN
THE SPREAD OF
GOD'S MESSAGE



**You Got
it all™**

**SOUL
SURFIN'**

CONTENTS

HOW TO USE THIS BOOK iv

BIBLE SCOPE & SEQUENCE viii

Grade 3 Fall

YOU GOT IT ALL

ADVENTURES IN THE MISSION OF GOD'S SON

Units 1 & 2 1

Units 3 & 4 19

Units 5 & 6 37

Rewind: LEARNING REVIEW
of Fall 1—6 55

Units 7 & 8 61

Units 9 & 10 79

Units 11 & 12 97

Rewind: LEARNING REVIEW
of Fall 7—12 115

Grade 3 Spring

SOUL SURFIN'

ADVENTURES IN THE SPREAD OF GOD'S MESSAGE

Units 1 & 2 121

Units 3 & 4 139

Units 5 & 6 157

Rewind: LEARNING REVIEW
of Spring 1—6 175

Units 7 & 8 181

Units 9 & 10 199

Units 11 & 12 217

Rewind: LEARNING REVIEW
of Spring 7—12 235

HOW TO USE THIS BOOK AND PREPARE A LESSON

TEACHER-LED FOR LIFE TRANSFORMATION

What a privilege it is for teachers to help their students to know and believe God's Word! Although there are some activities designed for students to respond independently, much of the curriculum has been formulated to equip teachers to facilitate activities as they shepherd their students.

- Bible is the most important course!
- Use this guide to understand how to effectively use the lesson components.
- Read through each unit's section before teaching the class.
- Underline, highlight, and make notes directly in your Teacher's Edition (TE).

Let's Get Started!

BIBLE SCOPE & SEQUENCE

These handy navigation pages provide a full semester layout of the Core Bible Stories and their correlating unit Bible Passages—all on one page. This is an effective tool that allows teachers to quickly navigate and anticipate the scriptural direction of each semester.

Units 1 & 2 • **Units 3 & 4**
Units 5 & 6 • **Units 7 & 8**
Units 9 & 10 • **Units 11 & 12**


Each two-unit section is differentiated by color and includes:

- Core Bible Story discussion and application
- Two unit Bible Passages that correlate with the Core Bible Story
- Two song & lyrics activity pages based on each unit Bible Passage
- An even-unit Scripture study that allows students to explore their Bibles for related passages, and
- Multiple activities to enhance classroom Bible discovery

► THE IN-CLASS ONLINE ADVENTURE ◀

Tune Bubbler • Word Bundler • Truth Buzzer

Three online video adventures and quizzes per unit are fully integrated into this Teacher's Edition. These video adventures are conveniently indicated within the flow of classroom activities with the following symbols:



As directed in your "Get Ready" training video under the teachers tab on the BRC™ site, display the online video adventures and quizzes for the entire class (via video projection) by logging in and locating your current unit's video adventure and quiz in the progress menu of your grade and semester theme. The "Tune Bubbler" video and quiz begin Day 2 activities in each unit, followed by the "Word Bundler" video and quiz to begin Day 3 activities. The "Truth Buzzer" video and quiz precede the Day 4 Learning Points to complete the unit.

► Rewind: LEARNING REVIEW ◀

Mid and End-of-Semester Reviews

The "Rewind: LEARNING REVIEW" sections are designed to equip students with two creative opportunities to review their work per semester. In-class discussion and online "Motto Buster" video adventures and quizzes are designed to help students increase their long-term memory and application of the main ideas after each 6-unit section. With the unique combination of classroom discussion, online engagement and musical relevance, each learning review week will help students to further hide God's Word in their hearts and minds. Each "Rewind: LEARNING REVIEW" section in this Teacher's Edition is synced with the online adventure menu and provides a full week of content.



HOW TO USE THIS BOOK AND PREPARE A LESSON

TEACHING OBJECTIVE

Teach the Core Bible Story to help students grasp the main idea.

BLUE BOXES

Blue boxes provide concise instructions for teachers to easily facilitate creative activities—such as the Day 2 and Day 3 interactive activities—which offer variety, fun and exploration of the unit’s Bible Passage. Occasionally, materials or short preparation is needed in advance.

▶ LESSON INTRODUCTION ◀

Lesson Target • Lesson Setting • Teacher Helps

Lesson Introduction sections are fantastic tools for teachers to engage students with a deeper understanding of scripture. They begin each two-unit section by providing teachers with the lesson target, lesson setting, and critical background information that will translate into students understanding the context and application of the Core Bible Stories.

▶ LESSON CONNECTION ◀

Core Bible Story and Unit Bible Passage

Lesson Connection pages quickly identify the crux of each unit’s learning objective: how the Core Bible Story and Unit Bible Passage combine to help students accomplish the lesson target.



ONLINE HIGHLIGHTS

Online Highlights feature 15 key points that students are learning in their online adventure. These points can be used to facilitate discussion, prompt writing, or enhance personal application.

TEACHER ENRICHMENT

In addition to the lesson introduction and connection pages in this TE, it is imperative that teachers go to the online adventure site on a per unit basis and click the “Teachers/Enrichment” tab. Here, teachers are given invaluable meaning behind each unit’s Bible Passage with insight into how the unit’s Bible Passage fits into the overall semester theme. This teacher enrichment devotional unit is placed online because of the value we place on extending the learning into the home and giving parents tools to further instruct their children.

▶ DAY 1 ◀

Core Bible Story

Each Core Bible Story is studied over a two-unit period and is either repeated, or divided and continued in the 2nd unit, depending on the size of the story. This two-unit discussion format allows for students to fully understand and apply each Core Bible Story and the multiple Bible Passages that further its meaning and application. We want students to not just know, but understand and apply God’s Word.

This is a teacher-led activity that requires preparation from the “Lesson Introduction” and “Lesson Connection” sections. This is not an activity students should accomplish without a teacher. The Core Bible Story discussion is optimally taught in this order:

- Class reads entire story
- Teacher inserts background for understanding
- Class re-reads a highlighted verse section with questions (4 sections)
- Teacher facilitates answering questions from highlighted verse section
- Teacher provides insight, personal story or application

▶ ODD UNITS: DAY 1 ◀

Core Bible Story Discussion

The Core Bible Story discussion section starts off each two-week unit. Therefore, it is best for teachers to facilitate discussion, solicit input from students, and guide students so that there is complete accuracy and understanding of the Core Bible Story.

▶ EVEN UNITS: DAY 1 ◀

Core Bible Story Application

To follow up the even-unit Core Bible Story discussion, this activity allows students to express what they’ve learned. This activity works best when students are allowed to self-reflect and write out their thoughts, followed by classroom discussion so that students can learn from the application of fellow students.

HOW TO USE THIS BOOK AND PREPARE A LESSON

► THIS UNIT'S LYRICS ◀

This page was designed to allow students to take advantage of how the song lyrics expose the spiritual challenge of the unit's Bible Passage. The uniqueness of the Bible REPLAY Curriculum™ is that it allows students to explore the connection between the unit's Bible Passage and the song it inspired, which was specifically designed with lyrical hooks and relatable language to bring the meaning of the Bible Passage alive in kids' hearts and minds. With each lyrics page, teachers have the opportunity to discuss the unit's Bible Passage, converse with students about how the song reflects the key scripture, and let students make notes about what they're learning. Catchy tunes emphasize lifetime messages!

WHAT WE LEARNED

Learning Points • Unit Quiz

The learning points and unit quiz pages allow teachers to review key points with students and assess knowledge. In addition to the 30 quiz questions students encounter in your classroom online adventure, the 5 learning points and 7 quiz questions in the student workbooks prompt further discussion of both the Core Bible Story and the unit's Bible Passage.

► EVEN UNITS: DAY 2 ◀

Scripture Study

Students have an opportunity to locate and study scriptures in their Bibles that further teach the meaning of the unit's Bible Passage. Students will see how different parts of the Bible are related and how the main idea applies to their lives. As time allows, students may explore up to 3 supplemental Bible Passages in this activity.

► CREATIVE PAGE ◀

Student Workbooks (SW) only. This page includes extra workspace for activities that may have been assigned anytime within a two-unit section. This activity workspace may precede or follow the activity assignment, so helpful page markers are in place to guide students to the activity and back to their lesson page.

► ADVENTURE WRAP-UP ◀

Students conclude every two-unit section with the adventure wrap-up page to use for journaling, reflection and application. Class discussion can follow this reflection for students willing to share their thoughts.

TEACHER'S EDITION KEY

BIBLE MEMORY VERSE

This symbol indicates selected unit Bible Passages that are considered key or foundational verses to be memorized.



NOTE: For teachers who prefer assigning a Bible Memory Verse every week, every unit Bible Passage features color separation as shown below:

1 Timothy 4:7–8

Have nothing to do with godless myths and old wives' tales; rather, **train yourself to be godly. For physical training is of some value, but godliness has value for all things,** holding promise for both the present life and the life to come.

The GREEN section indicates the portion that can be assigned as a Bible Memory Verse for the week for Bible Passages that are considered too long for memorization, but key for exploration.

TEACHER-LED ACTIVITY

This symbol indicates background information and facilitation of activity or discussion is needed, requiring preparation from the "Lesson Introduction" and "Lesson Connection" sections.



WHAT'S THIS?

Wherever you see "SW" we are referring to the "Student Workbook."

Here, we show the corresponding Student Workbook page numbers.

24 (SW 20)

HOW TO USE THIS BOOK AND PREPARE A LESSON

BIBLE MEMORY VERSES (“BMVs”)


We cherish all of God’s Word. “All scripture is God-breathed and is useful for teaching, rebuking, correcting, and training in righteousness so that the man of God may be thoroughly equipped for every good work.” – 2 Timothy 3:16-17

We encourage scripture memorization. “How can a young man keep his way pure? By living according to your word. I seek you with all my heart; do not let me stray from your commands. I have hidden your word in my heart that I might not sin against you.” – Psalm 119:9-11

TIPS FOR BIBLE MEMORY VERSES (“BMVs”)

- Key Bible Passages that are considered foundational for memory are indicated in the Teacher’s Edition with the memory verse symbol to assist in lesson planning. We recognize that schools have individual approaches to scripture memorization. While some memorize Bible Passages weekly, others focus on key foundational scriptures that are more frequently memorized. To accommodate every learning approach, unit Bible Passages feature a BLUE section that indicates the portion to be assigned as a “BMV” for the unit, which is especially helpful when the unit Bible Passage is considered too long for memorization.
- To memorize scripture, students must first understand the meaning. For every Bible Passage, it is essential to first define terms and discuss the meaning of the passage with your class before memorization is assigned.
- There are four Bible memory activities designed to engage students and facilitate memorization. The activities are:
 - Word Sequence Race
 - Scripture Scrambler
 - Memory Verse Game
 - Team Silence

For each selected Bible Memory Verse, one of the four memory activities is suggested. Instructions for these activities are found in the blue boxes of your Teacher’s Edition. Although activities are recommended for each memory verse, they can be used with other verses.



USE THE ONLINE “WORD BUNDLERS” IN CLASS AS A MEMORIZATION TOOL!

Online, the “Word Bundlers” (the 2nd online video adventure each unit) are designed using current research strategies to help students easily decipher and memorize verses. The main idea and key points are also provided to help students understand the Bible Passage. We encourage classroom use of these videos in addition to home use as an extremely useful tool to assist and support students in scripture understanding and memorization.

3RD GRADE BIBLE MEMORY VERSES (“BMVs”)

Below are the eight unit Bible Passages that are considered key foundational verses for memorization. The selected BMVs are also identified in the Bible Scope and Sequence and throughout the Teacher’s Edition.

**You Got
it All™**

Fall

Unit 5: John 3:16
Word Sequence Race

Unit 6: Ephesians 2:8–9
Memory Verse Game

Unit 8: Acts 1:8
Scripture Scrambler

Unit 10: John 14:6
Team Silence

**SOUL
SURFIN'**

Spring

Unit 2: John 20:31
Word Sequence Race

Unit 4: Acts 4:12
Memory Verse Game

Unit 6: Jeremiah 29:11
Scripture Scrambler

Unit 7: Romans 10:9
Team Silence

BIBLE SCOPE & SEQUENCE

Grade 3 Fall **YOU GOT IT ALL**

ADVENTURES IN THE MISSION OF GOD'S SON

UNITS 1 & 2 (Page 1)

Core Bible Story

Mark 1:40–45

Jesus Heals a Man with Leprosy

Bible Passage 1

Colossians 1:16b–17

... whether thrones or powers or rulers or authorities; all things were created by him and for him. He is before all things, and in him all things hold together.

Bible Passage 2

Philippians 2:5–6a, 7a, 8

Your attitude should be the same as that of Christ Jesus: Who ... made himself nothing ... And being found in appearance as a man, he humbled himself and became obedient to death—even death on a cross!

UNITS 3 & 4 (Page 19)

Core Bible Story

Mark 2:3–12

Jesus Cures a Paralytic

Bible Passage 3

Romans 8:32

He who did not spare his own Son, but gave him up for us all—how will he not also, along with him, graciously give us all things?

Bible Passage 4

Hebrews 11:33b–34

... who shut the mouths of lions, quenched the fury of the flames, and escaped the edge of the sword; whose weakness was turned to strength; and who became powerful in battle and routed foreign armies.

UNITS 5 & 6 (Page 37)

Core Bible Story

Mark 3:1–6

Jesus Heals on the Sabbath

Bible Passage 5 

John 3:16

For God so loved the world that he gave his one and only Son, that whoever believes in him shall not perish but have eternal life.

Bible Passage 6 

Ephesians 2:8–9

For it is by grace you have been saved, through faith—and this not from yourselves, it is the gift of God—not by works, so that no one can boast.

UNITS 7 & 8 (Page 61)

Core Bible Story

Mark 4:35–41

Jesus Calms the Storm

Bible Passage 7

Psalms 139:9–10

If I rise on the wings of the dawn, if I settle on the far side of the sea, even there your hand will guide me, your right hand will hold me fast.

Bible Passage 8 

Acts 1:8

"But you will receive power when the Holy Spirit comes on you; and you will be my witnesses in Jerusalem, and in all Judea and Samaria, and to the ends of the earth."

UNITS 9 & 10 (Page 79)

Core Bible Story

Mark 5:22–42

Jesus Heals a Woman and Raises a Dead Child

Bible Passage 9

Jonah 3:1–3a

Then the word of the LORD came to Jonah a second time: "Go to the great city of Nineveh and proclaim to it the message I give you." Jonah obeyed the word of the LORD and went to Nineveh.

Bible Passage 10 

John 14:6

Jesus answered, "I am the way and the truth and the life. No one comes to the Father except through me."

UNITS 11 & 12 (Page 97)

Core Bible Story

Mark 6:35–51

Jesus Feeds 5,000 and Walks On Water

Bible Passage 11

1 Timothy 4:7–8

Have nothing to do with godless myths and old wives' tales; rather, train yourself to be godly. For physical training is of some value, but godliness has value for all things, holding promise for both the present life and the life to come.

Bible Passage 12

Hebrews 11:6

And without faith it is impossible to please God, because anyone who comes to him must believe that he exists and that he rewards those who earnestly seek him.

BIBLE SCOPE & SEQUENCE

Grade 3 Spring **SOUL SURFIN'**

ADVENTURES IN THE SPREAD OF GOD'S MESSAGE

UNITS 1 & 2 (Page 121)

Core Bible Story

Acts 2:36–41
Peter Addresses the Crowd
Bible Passage 1

Acts 17:2–3
As his custom was, Paul went into the synagogue, and on three Sabbath days he reasoned with them from the Scriptures, explaining and proving that the Christ had to suffer and rise from the dead. "This Jesus I am proclaiming to you is the Christ," he said.

Bible Passage 2 
John 20:31

But these are written that you may believe that Jesus is the Christ, the Son of God, and that by believing you may have life in his name.

UNITS 3 & 4 (Page 139)

Core Bible Story

Acts 4:23–31
The Believers Pray for Boldness of Speech
Bible Passage 3

Acts 4:19–20
But Peter and John replied, "Judge for yourselves whether it is right in God's sight to obey you rather than God. For we cannot help speaking about what we have seen and heard."

Bible Passage 4 
Acts 4:12


Salvation is found in no one else, for there is no other name under heaven given to men by which we must be saved.

UNITS 5 & 6 (Page 157)

Core Bible Story

Acts 8:26–35
Philip Witnesses by the Spirit to the Ethiopian
Bible Passage 5


1 John 4:9
This is how God showed his love among us: He sent his one and only Son into the world that we might live through him.

Bible Passage 6 
Jeremiah 29:11
"For I know the plans I have for you," declares the LORD, "plans to prosper you and not to harm you, plans to give you hope and a future."

UNITS 7 & 8 (Page 181)

Core Bible Story

Acts 16:16–34
Paul And Silas Witness to the Prison Guard
Bible Passage 7

Romans 10:9 
That if you confess with your mouth, "Jesus is Lord," and believe in your heart that God raised him from the dead, you will be saved.

Bible Passage 8
2 Timothy 3:15
... and how from infancy you have known the holy Scriptures, which are able to make you wise for salvation through faith in Christ Jesus.

UNITS 9 & 10 (Page 199)

Core Bible Story

Acts 17:16–32
Paul Makes God Known in Idol-filled Athens
Bible Passage 9

Acts 17:24–25
"The God who made the world and everything in it is the Lord of heaven and earth and does not live in temples built by hands. And he is not served by human hands, as if he needed anything, because he himself gives all men life and breath and everything else."

Bible Passage 10
2 Peter 3:9

The Lord is not slow in keeping his promise, as some understand slowness. He is patient with you, not wanting anyone to perish, but everyone to come to repentance.

UNITS 11 & 12 (Page 217)

Core Bible Story

Acts 22:1–16
Paul Tells His Story to the Unbelieving Crowd
Bible Passage 11

1 Thessalonians 2:13
And we also thank God continually because, when you received the word of God, which you heard from us, you accepted it not as the word of men, but as it actually is, the word of God, which is at work in you who believe.

Bible Passage 12
3 John verse 14

I hope to see you soon, and we will talk face to face. Peace to you. The friends here send their greetings. Greet the friends there by name.

UNITS 1 & 2

Core Bible Story: Mark 1:40–45


Adventures in the mission of God's Son begin as we explore a miracle of Jesus from the Gospel of Mark!


Unit 1 Bible Passage: Colossians 1:16b–17

Unit 2 Bible Passage: Philippians 2:5–6a, 7a, 8

Two powerful Bible Passages emerge to parallel the Core Bible Story as we discover the power and authority of Jesus.

**LET'S GET READY TO DISCOVER
THE MISSION OF GOD'S SON!**





Mark 1:40–45

BACKGROUND

Lesson Target

Know God's mission for Jesus: the mission to bring people to God's kingdom. That's our mission too.


Lesson Setting

Mark is a "busy" Gospel. Jesus is busy meeting needs and being God's Messiah. Mark focuses more on Jesus' deeds than His discourse. Mark also emphasizes Jesus as God's servant. Interestingly, the genealogy of a servant is meaningless; thus, the Gospel of Mark does not contain the genealogy of Jesus.

In this Core Bible Story, a leper came to Jesus, pleading for healing. While lepers suffered greatly physically, they also suffered emotionally because they had to live outside cities, avoid contact with people, and announce that they were unclean if anyone approached. They couldn't

participate in religious or social activities. Leprosy caused head-to-toe sores; hair loss; rotting nails and joints; gum shrinkage; and tooth loss. People called them the living dead! It's no surprise that the man is so desperate that he breaks the law and kneels before Jesus, imploring Him for healing. The leper demonstrates great faith because, as far as we can tell, Jesus had not healed anyone of leprosy before.

People believed that only God could heal a leper, so this act not only showed Jesus to be the Messiah from God, it even gave evidence He was God.




Teacher Helps

Scriptures

- Luke 5:12–15; Matthew 8:1–4—the same account
- Luke 5:15–16—results of the news of Jesus' healings
- Isaiah 35:5–6, 53:4—prophecy of the Messiah who heals
- Leviticus 14:1–32—Laws regarding infectious diseases

Biblical Concepts

Jesus' omnipotence, Jesus' love for humanity, humility



This Unit's Connection

UNIT 1

UNIT 1

Core Bible Story & Bible Passage

In the Core Bible Story, Jesus shows He has the power to heal leprosy. Leprosy made people ceremonially unclean so they could not approach the temple or other people. Likewise, sin makes us unclean so that we cannot approach heaven or God. But Jesus cleansed the man of leprosy, demonstrating He had the power to cleanse all people of uncleanness. Indeed, He can cleanse us not just of physical uncleanness but also of spiritual uncleanness.

Jesus rescued the leper from the dominion of a debilitating physical disease, but He offers something even greater. Colossians 1:13 tells us that God "rescued us from the dominion of darkness and


brought us into the kingdom of the Son he loves, in whom we have redemption, the forgiveness of sins." Colossians tells us more about how that can be so. It says that Jesus "is the image of the invisible God"! He is God made visible to people. Not only that, but all things in heaven and earth "were created by him and for him" and He "is before all things, and in him all things hold together" (Colossians 1:16b–17).

That's why Jesus could reach out and touch the leper. Leprosy could not infect Jesus; rather, Jesus cleaned the leprosy. Our sin cannot infect Jesus; instead, He presents us "without blemish and free from accusation" (Colossians 1:22).



ONLINE HIGHLIGHTS

1. Jesus came from the Father to save us from our sins.
2. Jesus is more than a superhero. He holds all of creation together!
3. Jesus Christ is the one and only Son of the living God.
4. Jesus and the Father are one. He's not just a man—He's God.
5. Jesus is now seated at the right hand of the Father.
6. Jesus was true to the Father and did what God sent Him to do.
7. All things were created by Jesus and for Jesus. He made it all!
8. Jesus is more than just a prophet or a good man. He is really God.
9. Jesus existed as God's Son before anything was created.
10. Jesus is the one. He was sent by God as the Savior of the world.
11. Jesus is before all things.
12. According to the song lyrics, "He came from the Father, to the Father He was true."
13. Jesus lent us a hand to save us from sin.
14. Jesus was true to His mission to forgive sin.
15. God the Father and God the Son are one.



Core Bible Story

MARK 1:40-45 JESUS HEALS A MAN WITH LEPROSY

⁴⁰ A man with leprosy came to him and begged him on his knees, "If you are willing, you can make me clean."

⁴¹ Filled with compassion, Jesus reached out his hand and touched the man. "I am willing," he said. "Be clean!" ⁴² Immediately the leprosy left him and he was cured.

⁴³ Jesus sent him away at once with a strong warning: ⁴⁴ "See that you don't

tell this to anyone. But go, show yourself to the priest and offer the sacrifices that Moses commanded for your cleansing, as a testimony to them." ⁴⁵ Instead he went out and began to talk freely, spreading the news. As a result, Jesus could no longer enter a town openly but stayed outside in lonely places. Yet the people still came to him from everywhere.


WORD SEARCH

MARK 1:40-45

Find ten words from the story.

LEPROSY
BEGGED
CLEAN
COMPASSION
TOUCHED
WILLING
CURED
SACRIFICES
TESTIMONY
PEOPLE

N	S	D	L	W	K	Y	E
O	A	E	E	I	C	N	L
I	C	H	P	L	U	O	P
S	R	C	R	L	R	M	O
S	I	U	O	I	E	I	E
A	F	O	S	N	D	T	P
P	I	T	Y	G	L	S	I
M	C	D	E	G	G	E	B
O	E	S	S	P	B	T	C
C	S	W	C	L	E	A	N



Core Bible Story Discussion

MARK 1:40–45 JESUS HEALS A MAN
WITH LEPROSY

Read Mark 1:40. What was the man convinced that Jesus could do?

Make him clean from leprosy.

How did the man show his faith in Jesus?

He respectfully asked Jesus if He was willing and he believed Jesus could do it!

Read Mark 1:41. How did Jesus feel about what the man said?

Jesus was filled with compassion for the man and cared for him.

What did Jesus say to him?

"I am willing—be clean!" Jesus touched the man and said the words of healing.

Read Mark 1:42. Was the man healed?

Yes—the leprosy left him immediately and he was cured.

Why do you think Jesus healed the man?

The man showed his faith in Jesus. He believed Jesus was God's Son and had healing power.

Read Mark 1:43-45. What did Jesus do next?

He gave the man a strong warning.

What did Jesus warn him not to do?

He told the man not to tell anyone, but to quietly show the priest and give thanks to God.

Why did Jesus say this?

He was humble about His power and wanted to avoid crowds that would hinder His ministry.

TEACHING OBJECTIVE

Teach the Core Bible Story to help students grasp the main idea.

TEACHING ACTIVITIES

1. Core Bible Story

After sharing the story background from the Lesson Introduction, let students read the story and discuss the main idea.

2. Core Bible Story Discussion

Have students read the specific verses and answer the questions. Discuss their answers.



3. Word Search

Students complete the Word Search activity.

TEACHING OBJECTIVE

Teach the unit's Bible Passage to help students grasp the main idea.

TEACHING ACTIVITIES

1. Explore Scripture


Let students read the passage as you share background and discuss the main idea.

2. Art Mix-up

Students cut paper into four pieces, draw one part of the story on each piece, mix them up, and have a partner put their illustrations in order.

3. Song/Verse Connection

Listen to "He is Really God" and focus on how Jesus and the Father are one, and that Jesus is not just a man—He's God. Students discuss their ideas with a partner and respond in their workbooks.



▶ PLAY HERE

Bible Passage 1

EXPLORATION AND DISCOVERY

Colossians 1:16b–17

... whether thrones or powers or rulers or authorities;
all things were created by him and for him. He is before
all things, and in him all things hold together.

Art Mix-up

1. Cut a separate piece of paper into four pieces. Draw one part of the story on each piece, but do not include the verse on the picture. Mix up the pieces of paper and have a partner put your illustrations in order.
2. Using two or three words, title each picture and record in your book below.

Mark 1:40 *Answers will vary.*

Mark 1:41–42 *Answers will vary.*

Mark 1:43–44 *Answers will vary.*

Mark 1:45 *Answers will vary.*


Song/Verse Connection

1. Explain how "He is Really God" reflects the meaning of Colossians 1:16b–17.

Answers will vary.

2. What is one thing from the verse that shows that Jesus is really God? After writing your answer, discuss your ideas with a partner.

Answers will vary.



HE IS REALLY GOD!

COLOSSIANS 1:16b-17

TEACHING OBJECTIVE

Use the gift of music to explore the Bible Passage that inspired the song lyrics.


TEACHING ACTIVITIES

Song Scramble

Let students hear the song and try to unscramble five lyrics in their workbook as they sing along.

HE IS REALLY GOD!

- He's more than a prophet
Or just a man
He makes His home up in glory land
He came from the Father
Just to lend us all a hand!
- Shazam! and Superman
Are real tough dudes
But they don't come sportin' what Jesus do
He came from the Father
To the Father He was true!
- I know that He is really God
He made it all
And holds together everything
I know that He's the One
The Father's one and only Son
I know that He is really God
He is really God!



SONG SCRAMBLE

Listen to the song and unscramble these five words:

1. rophept | 2. rogly | 3. enld | 4. rute | 5. theerogt

1. prophet 2. glory 3. lend 4. true 5. together

TEACHING OBJECTIVE

Further explore the unit's Bible Passage to help students apply its meaning.

TEACHING ACTIVITIES

1. Explore Scripture

Let students read the passage as you share background and discuss the main idea.

2. Muddiest Point

Students write about what is confusing in the passage.

Afterward, discuss these questions as a class and provide clarification.




3. One-minute Write

Students write for one minute on their choice of question: "What was the most important thing you learned from the verse?" or "How will you apply the truth of the verse to your life?"

4. Crossword Puzzle

Students complete the Crossword Puzzle on the Creative Page and discuss how the lesson target can be a part of their lives.



▶ PLAY HERE

Bible Passage 1

EXPLORATION AND DISCOVERY

Colossians 1:16b-17

... whether thrones or powers or rulers or authorities; all things were created by him and for him. He is before all things, and in him all things hold together.

Muddiest Point

1. What is the "muddiest point" or most confusing thing about the passage in Colossians 1:16b-17?

Answers will vary.

2. After discussing this with your class, explain your new knowledge.

Answers will vary.

One-minute Write

Answer *one* of the following questions:

What was the most important thing you learned from Colossians 1:16b-17? Answers will vary.

How will you apply the truth of Colossians 1:16b-17 to your life?

Answers will vary.

CROSSWORD

Jesus Heals a Man With Leprosy

Fill in the correct answers, one letter per square, both across and down, from the given clues.

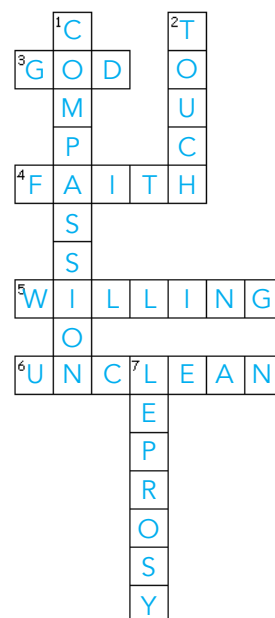
Direct students to their Creative Page (SW 9) to do their work.

Across

- When Jesus healed the leper, this gave evidence that He is _____.
- When the leper asked Jesus to heal him, this showed great _____.
- The leper said to Jesus, "If you are _____, you can make me clean."
- A person with leprosy was considered ceremonially _____.

Down

- Jesus was filled with _____; he felt deep sympathy for the leper.
- Lepers were not allowed to _____ other people.
- A person with this disease is covered in head-to-toe sores.



What We Learned

Colossians 1:16b–17








▶ PLAY HERE

Learning Points

FROM CORE BIBLE STORY
AND BIBLE PASSAGE

To see what we've learned so far from Colossians 1:16b–17, fill in the blanks in the five learning points below with one of the key words:

created • man • Father • existed • together

-  Jesus came from the **Father** to save us from sin.
-  Jesus was not just a **man**—He is really God!
-  All things were **created** by Jesus and for Jesus.
-  Jesus holds **together** everything He created.
-  Jesus **existed** before anything came into being.

Choose your favorite learning point from the list above, and explain what it means to you.

Answers will vary.

TEACHING OBJECTIVE

Use the five key learning points to help students understand and apply the Bible Passage.

TEACHING ACTIVITIES

1. Learning Points

Students use the list of words to fill in the blanks of the five learning points. Discuss.


2. Favorite Point

Students circle their favorite learning point. Ask volunteers to share why it is their favorite point.

3. Weekly Quiz

Students take the quiz that covers the Core Bible Story and Bible Passage. Review.






You GOT it ALL™

Weekly Quiz

FROM CORE BIBLE STORY AND BIBLE PASSAGE

1. What disease did the man have? **Leprosy.**
2. Did this man have faith in Jesus? Support your answer.
Yes, he did not ask if Jesus could heal him but proclaimed that he knew He could if Jesus were willing.
3. What emotion did Jesus feel when he saw the man? **Compassion.**
4. Does Jesus have power over illnesses? **Yes.**
5. Who created all things? **God/Jesus.**
6. Who holds everything together? **God/Jesus.**
7. Why do you think people came to Jesus from everywhere?
Everyone has needs, and they heard that He could heal sicknesses and was compassionate.

TEACHER'S NOTES



This Unit's Connection

Core Bible Story & Bible Passage

We saw in the Core Bible Story that Jesus had the power to heal leprosy. The miracle was evidence that He was who He claimed to be: the Son of God descended from heaven (John 3:18, 13).

Philippians 2:6–8 tells us more about Jesus' divinity. It says that even though Jesus was "in very nature God," He came to earth and refused to "grasp" tightly to His "equality with God." Instead, He "made himself nothing, taking the very nature of a servant, being made in human likeness."


When He took on "appearance as a man, he humbled himself and became obedient to death—even death on a cross!"

In other words, Jesus was selfless and looked out for our interests, even though it cost Him dearly. He left His heavenly throne and came to earth, where He suffered and died to atone for our sins. We should have the same attitude as Jesus, not seeking to exalt ourselves, but instead looking out for others' interests.



ONLINE HIGHLIGHTS

1. Jesus showed us how to love by becoming one of us.
2. Jesus gave His life up for everyone.
3. Jesus came to give us eternal life—where there are no more tears.
4. No name is higher than Jesus'. He's the Savior of the world.
5. Jesus was a "rad" Dude because His love for us was radical.
6. An attitude of gratitude is being thankful for what Jesus did.
7. Jesus took the blame and paid the price for our sins.
8. A can-do-too attitude says we can love each other like Jesus loved.
9. Our attitude should be to love each other as Jesus loved us.
10. Being like Jesus means loving each other more than we love ourselves.
11. Jesus humbled Himself and became a man.
12. Our attitudes should be the same as Jesus' attitude.
13. Jesus was God and man at the same time. He was one of us.
14. Jesus left His throne to become one of us.
15. Our attitude should be like Jesus': to love each other as ourselves.



Core Bible Story

MARK 1:40-45 JESUS HEALS A MAN WITH LEPROSY

⁴⁰ A man with leprosy came to him and begged him on his knees, "If you are willing, you can make me clean."

⁴¹ Filled with compassion, Jesus reached out his hand and touched the man. "I am willing," he said. "Be clean!"

⁴² Immediately the leprosy left him and he was cured.

⁴³ Jesus sent him away at once with a strong warning: ⁴⁴ "See that you don't

tell this to anyone. But go, show yourself to the priest and offer the sacrifices that Moses commanded for your cleansing, as a testimony to them." ⁴⁵ Instead he went out and began to talk freely, spreading the news. As a result, Jesus could no longer enter a town openly but stayed outside in lonely places. Yet the people still came to him from everywhere.

TEACHING OBJECTIVE

Review or continue the Core Bible Story to help students know and believe its meaning.


TEACHING ACTIVITIES

1. Core Bible Story

Let students read the story as you share background and discuss the main idea.

2. Core Bible Story Application

Have students read the three application steps in their workbooks. Discuss and let students share their answers.



Core Bible Story Application

MARK 1:40-45 APPLICATION ACTIVITY

Application Step 1: Think of two things that you would like Jesus to heal in you. It might be in your body or in your heart.

Answers will vary.

Application Step 2: Pray to God for healing.

Answers will vary.

Application Step 3: Take a moment to thank God for "being willing" to heal you or help you with your needs.



▶ PLAY HERE

Bible Passage 2

EXPLORATION AND DISCOVERY

Philippians 2:5–6a, 7a, 8

Your attitude should be the same as that of Christ Jesus: Who ... made himself nothing ... And being found in appearance as a man, he humbled himself and became obedient to death—even death on a cross!



Scripture Study

PHILIPPIANS 2:5–6a, 7a, 8 APPLICATION ACTIVITY

JOHN 13:14–15

Now that I, your Lord and Teacher, have washed your feet, you also should wash one another's feet. I have set you an example that you should do as I have done for you

ROMANS 15:2–3

Each of us should please his neighbor for his good, to build him up. For even Christ did not please himself but, as it is written: "The insults of those who insult you have fallen on me."

1 JOHN 2:5–6

But if anyone obeys his word, God's love is truly made complete in him. This is how we know we are in him: Whoever claims to live in him must walk as Jesus did.

TEACHING OBJECTIVE

Teach the unit's Bible Passage to help students grasp the main idea.

TEACHING ACTIVITIES

- 1. Explore Scripture**
Let students read the passage as you share background and discuss the main idea.
- 2. Scripture Study**
Students look up Scripture in their Bibles and cross-reference to increase understanding of Bible Passage. With a partner, students read and evaluate.
- 3. The Attitude of Christ**
Students will identify Jesus' character and attitude in the Bible Story and Passage. Discuss practical ways that we can show compassion and humility with others.



With a partner, read these passages: John 13:14–15; Romans 15:2–3; 1 John 2:5–6.

What main idea do these verses share?

These verses share the main idea that believers should follow the example of Christ and put others above themselves. To walk as Jesus did, we must humble ourselves and serve each other.

How do these verses help us understand Philippians 2:5–6a, 7a, 8?

These verses help us understand how to have the attitude Jesus had. While He was God and man living among mere men, He washed His disciples' feet, lived to put us first, and ultimately gave His life for us.

Challenge: How can we know if we are truly obeying God's Word?

Philippians 2:5–8 and the related verses above teach us that there is one sure way to know if we are truly obeying God's Word: if we are walking as Jesus did and loving others as Christ loved us. Jesus set the example and asked His followers to do as He has done for us: to love each other sacrificially by not living to please ourselves, but rather to please others. We are to be like Christ and build each other up!

The Attitude of Christ

Philippians 2:5–6a, 7a, 8 says that our attitude should be the same as that of Christ's.

1. What did Jesus do in Mark 1:40–45 that showed compassion? **Answers will vary.**
2. What did Jesus do in Philippians 2:5–6a, 7a, 8 that showed humility? **Answers will vary.**
3. What is one way you can show either compassion or humility with others?
Answers will vary.

TEACHING OBJECTIVE

Use the gift of music to explore the Bible Passage that inspired the song lyrics.

TEACHING ACTIVITIES

Hidden Message

Let students hear the song and discover a hidden message in their workbook.

RAD-DUDE ATTITUDE

PHILIPPIANS 2:5-6a, 7a, 8

RAD-DUDE ATTITUDE

Jesus had the attitude

He made us number one

For being the same as God He gave it up for everyone
He could've stayed in heaven with His feet on the throne
But showed us how to love—He couldn't leave us all alone:
He left His throne!

You gotta have a Rad-Dude attitude

It's a Rad-Dude attitude

It's a can do too attitude

It's an attitude o' gratitude

A Rad-Dude attitude!

He made Himself a man, He came to wipe our tears away
And headed for the cross without a single word to say
So now His claim is higher—ain't another the same
So fall upon your knees and everybody praise His Name:
He took the blame!

HIDDEN MESSAGE


How can we be like Jesus?


Cross out the letters Q, X, and Z to reveal the message.

Z Q X L Z O Q V E Z
Z E X X A Z C H Q Q
Q O Z Z T H Q E R X
X A X Z Z Q S Z Q X
O U R S E Z L V E S

Write the message here: _____

LOVE EACH OTHER AS OURSELVES





▶ PLAY HERE

Bible Passage 2

EXPLORATION AND DISCOVERY

Philippians 2:5–6a, 7a, 8

Your attitude should be the same as that of Christ Jesus: Who ... made himself nothing ... And being found in appearance as a man, he humbled himself and became obedient to death—even death on a cross!



Song/Verse Connection

1. Explain how “Rad-Dude Attitude” reflects the meaning of Philippians 2:5–6a, 7a, 8.

Answers will vary.

2. How can you have the attitude of Christ by honoring others above yourself and looking out for others' interests? After writing your answer, discuss your ideas with a partner

Answers will vary.

TEACHING OBJECTIVE

Further explore the unit's Bible Passage to help students apply its meaning.

TEACHING ACTIVITIES

1. Explore Scripture

Let students read the passage as you share background and discuss the main idea.

2. Song/Verse Connection

Listen to “Rad-Dude Attitude” and consider how honoring others above ourselves and looking out for others' interests are two ways to have the same attitude as Christ's. Students discuss their ideas with a partner and respond in their workbooks.



3. Let's Draw

Students draw a picture illustrating how they can show the same attitude that Jesus showed by loving others as they love themselves.

HONORING OTHERS

Philippians 2:3 says, “Do nothing from selfish ambition or conceit, but in humility count others more significant than yourselves” (ESV). When we act out of selfish ambition and conceit, we demand honor from others. This is what Jesus warned against when He said, “take the lowest place For everyone who exalts himself will be humbled, and he who humbles himself will be exalted” (Luke 14:10–11). Jesus didn't insist that people give Him the honor He deserved. Likewise, we should not insist others give us the honor we think we deserve. Instead, we should seek to honor others. When we do, God will exalt us.

LOOKING OUT FOR OTHERS

Philippians 2:4 says, “Each of you should look not only to your own interests, but also to the interests of others.” The world tells us to look out for number one, but God tells us to look out for others. Jesus said one of the two greatest commandments is “Love your neighbor as yourself” (Mark 12:30). To “love yourself” means to care for yourself and desire good for yourself; it doesn't mean that you like everything about yourself (in fact, the reason we don't like our noses and hair color is that we love ourselves and so want to look better). Loving ourselves means looking out for our own interests. Therefore, loving others means looking out for others' interests.

Let's Draw

1. Draw a picture to show how you can have the same attitude as Jesus'.

Direct students to their Creative Page (SW page 9) to do their work.

2. Explain why your drawing shows you loving others as you love yourself.

Answers will vary.

TEACHING OBJECTIVE

Use the five key learning points to help students understand and apply the Bible Passage.

TEACHING ACTIVITIES

1. Learning Points

Students use the list of words to fill in the blanks of the five learning points. Discuss.

2. Favorite Point

Students circle their favorite learning point. Ask volunteers to share why it is their favorite point.

3. Weekly Quiz

Students take the quiz that covers the Core Bible Story and Bible Passage. Review.

What We Learned

Philippians 2:5–6a, 7a, 8



▶ PLAY HERE

Learning Points

FROM CORE BIBLE STORY
AND BIBLE PASSAGE

To see what we've learned so far from Philippians 2:5–6a, 7a, 8, fill in the blanks in the five learning points below with one of these words:

higher • paid • showed • everyone • ourselves



Jesus **showed** His love by becoming one of us.



Jesus came to give His life up for **everyone**.



Jesus took the blame and **paid** for our sins.



We are to love each other as **ourselves**.




No name is **higher** than the name of Jesus.



Choose your favorite learning point from the list above, and explain what it means to you.

Answers will vary.



You GOT IT ALL™

Weekly Quiz

FROM CORE BIBLE STORY AND BIBLE PASSAGE

1. Our attitude should be the same as whose attitude? **Jesus Christ's.**
2. According to Philippians 2:5-6a, 7a, 8, what attitude did Jesus have?
Humble. He made Himself as nothing and was humbly obedient.
3. Name one way Jesus shows His love for us.
Death on the cross.
4. Was Jesus obedient to the mission that God had for Him? **Yes.**
5. What was Jesus' mission on earth?
Answers will vary: reveal God to the world, payment for our sins, etc.
6. Whose name is above all names? **Jesus'.**
7. Why do you think the man spoke freely when Jesus told him not to?
He was so excited about being healed and seeing Jesus that he couldn't control himself.

TEACHER'S NOTES

TEACHING OBJECTIVE

Use the three application statements below for the students to reflect on what they've learned.

TEACHING ACTIVITIES

Adventure Wrap-up

Have the students write out their thoughts. You can also come up with an additional application or personal story to share during this activity.

One thing from the lesson that challenged me this week is:

This is what I thank God for (my praise):

This is how I can live out what I learned this week at home:



Review of Units 1 and 2 Core Bible Story



(TE, pp. 4, 12; SW, pp. 2, 10)

Read Mark 1:40-45— Jesus Heals a Man with Leprosy

Begin by reading the Core Bible Story. Next, ask a student or entire class to summarize the Core Bible Story in four parts. Teacher writes responses on the board to facilitate discussion.

- 1) **Make Me Clean—Man begs to be healed from leprosy and believes Jesus can do it.**
- 2) **Jesus heals the man because he had faith and believed Jesus is God's Son.**
- 3) **Jesus tells man not to tell anyone to avoid crowds and not be hindered.**
- 4) **Man tells others and spreads news he was healed, so Jesus couldn't travel openly.**



Review of Unit 1 Bible Passage



(TE, p. 6; SW, p. 4)

Colossians 1:16b-17

Ask a student to read the Bible Passage from page 4 and then close their workbook. Discuss: What is the main idea of the passage?


All things were created by Jesus and for Jesus. He made it all!

Choose one student to recite the passage from memory (may get help from classmates).

-or-

Students partner up and quiz each other on the passage. After a few minutes, choose one student to recite the passage to the class from memory.

... whether thrones or powers or rulers or authorities; all things were created by Him and for him. He is before all things, and in Him all things hold together.



Review of Unit 1 Scripture Song

(TE, p. 7; SW, p. 5)

"He is Really God" (Colossians 1:16b-17)

(Play song in class by navigating online to the Media Player in the Teachers Menu)

Students turn to the Song Lyrics on page 5 of their Student Workbooks. While listening to the song, students write down their insights and make personal connections on the lyrics page (circle key words, underline action steps, write out what God is teaching them to do, rewrite main ideas in their own words, etc.).

Discuss: How does the song reflect the meaning of the verse?

Jesus is really God. He is before all things and holds all things together.



Review of Unit 1 Motto

▶ PLAY HERE

(Play video in class by navigating online to Rewind: LEARNING REVIEW in the Weekly Menu)

Play the Motto Buster Video in class to see who can guess it first. Pause the video when students raise their hand to indicate they have solved the motto. Students state the motto out loud and explain the meaning in their own words.

And in Him all things hold together

Application: What does it mean to you that Jesus created all things and that he holds together everything?

◀ Rewind: LEARNING REVIEW of Fall Units 1–6



Review of Unit 2 Bible Passage



(TE, p. 13; SW, p. 11)

Philippians 2:5-6a, 7a, 8

Ask a student to read the Bible Passage from page 11 and then close their workbook. Discuss: What is the main idea of the passage?

Our attitude should be to love each other as Jesus loved us, who even gave His life for us.

Choose one student to recite the passage from memory (may get help from classmates).

-or-

Students partner up and quiz each other on the passage. After a few minutes, choose one student to recite the passage to the class from memory.

Your attitude should be the same as that of Christ Jesus: Who...made himself nothing...And being found in appearance as a man, he humbled himself and became obedient to death—even death on a cross!



Review of Unit 2 Scripture Song



(TE, p. 14; SW, p. 12)

"Rad-Dude Attitude" (Philippians 2:5-6a, 7a, 8)

(Play song in class by navigating online to the Media Player in the Teachers Menu)

Students turn to the Song Lyrics on page 12 of their Student Workbooks. While listening to the song, students write down their insights and make personal connections on the lyrics page (circle key words, underline action steps, write out what God is teaching them to do, rewrite main ideas in their own words, etc.).

Discuss: How does the song reflect the meaning of the verse?

My attitude should be like Jesus'. He showed us how to love when He willingly died on the cross for us. He put us first. We should love others by looking out for their interests, rather than being focused on ourselves.



▶ PLAY HERE

Review of Unit 2 Motto




(Play video in class by navigating online to Rewind: LEARNING REVIEW in the Weekly Menu)

Play the Motto Buster Video in class to see who can guess it first. Pause the video when students raise their hand to indicate they have solved the motto. Students state the motto out loud and explain the meaning in their own words.

Your attitude should be the same

Application: How can you have the attitude of Christ? What are some specific ways you can honor others above yourself or look out for the interests of others?

Look for ways to serve others, invite a lonely child to play with you, ask questions instead of talking about yourself, be encouraging, etc.





Review of Units 3 and 4 Core Bible Story



(TE, pp. 22, 30; SW, pp. 18, 26)

Read Mark 2:3–12— Jesus Cures a Paralytic

Begin by reading the Core Bible Story. Next, ask a student or entire class to summarize the Core Bible Story in four parts. Teacher writes responses on the board to facilitate discussion.

- 1) Four men bring paralyzed man to Jesus to be healed.
- 2) Jesus forgives the man's sins.
- 3) Teachers say no one can forgive sins but God.
- 4) Jesus shows He can forgive sins by healing man of paralysis.



Review of Unit 3 Bible Passage



(TE, p. 24; SW, p. 20)

Romans 8:32

Ask a student to read the Bible Passage from page 20 and then close their workbook. Discuss: What is the main idea of the passage?


God freely gave us His own Son, so we can expect Him to give us all things.

Choose one student to recite the passage from memory (may get help from classmates).

-or-

Students partner up and quiz each other on the passage. After a few minutes, choose one student to recite the passage to the class from memory.

He who did not spare his own Son, but gave him up for us all—how will he not also, along with him, graciously give us all things?



Review of Unit 3 Scripture Song



(TE, p. 25; SW, p. 21)

"You Got It All" (Romans 8:32)

(Play song in class by navigating online to the Media Player in the Teachers Menu)

Students turn to the Song Lyrics on page 21 of their Student Workbooks. While listening to the song, students write down their insights and make personal connections on the lyrics page (circle key words, underline action steps, write out what God is teaching them to do, rewrite main ideas in their own words, etc.).

Discuss: How does the song reflect the meaning of the passage?

We have it all because the Father gave us His Son and will give us everything.



▶ PLAY HERE

Review of Unit 3 Motto



(Play video in class by navigating online to Rewind: LEARNING REVIEW in the Weekly Menu)

Play the Motto Buster Video in class to see who can guess it first. Pause the video when students raise their hand to indicate they have solved the motto. Students state the motto out loud and explain the meaning in their own words.

He who did not spare His own Son

Application: What does it mean to you that God gave up His Son for us and that He will give us all things?

I have hope and can be at peace because I know that God has forgiven me. I don't have to worry about anything because God will give me everything I need. God is good and wants to give me good things.



Review of Unit 4 Bible Passage



(TE, p. 31; SW, p. 27)

Hebrews 11:33b–34

Ask a student to read the Bible Passage from page 27 and then close their workbook. Discuss: What is the main idea of the passage?


God acted mightily to help Old Testament heroes who showed their faith in Him.

Choose one student to recite the passage from memory (may get help from classmates).

-or-

Students partner up and quiz each other on the passage. After a few minutes, choose one student to recite the passage to the class from memory.

...who shut the mouths of lions, quenched the fury of the flames, and escaped the edge of the sword; whose weakness was turned to strength; and who became powerful in battle and routed foreign armies.



Review of Unit 4 Scripture Song

(TE, p. 32; SW, p. 28)

"Rulers of the Jungle" (Hebrews 11:33b–34)

(Play song in class by navigating online to the Media Player in the Teachers Menu)

Students turn to the Song Lyrics on page 28 of their Student Workbooks. While listening to the song, students write down their insights and make personal connections on the lyrics page (circle key words, underline action steps, write out what God is teaching them to do, rewrite main ideas in their own words, etc.).

Discuss: How does the song reflect the meaning of the passage?

When Old Testament heroes showed faith, God made them strong and helped them accomplish great things. In the same way, God will strengthen us today as we put our trust in Him.



Review of Unit 4 Motto

▶ PLAY HERE

(Play video in class by navigating online to Rewind: LEARNING REVIEW in the Weekly Menu)

Play the Motto Buster Video in class to see who can guess it first. Pause the video when students raise their hand to indicate they have solved the motto. Students state the motto out loud and explain the meaning in their own words.

Weakness was turned to strength

Application: Who does our strength come from? How can we have victory over sin?

Our strength comes from God. We receive God's strength when we put our trust in Him.

God gives us victory over sin when we believe that He sent His Son to die for us and give us eternal life. We also must ask Him to give us His strength to have victory over sin.



Review of Units 5 and 6 Core Bible Story



(TE, pp. 40, 48; SW, pp. 34, 42)

Read Mark 3:1–6— Jesus Heals on the Sabbath

Begin by reading the Core Bible Story. Next, ask a student or entire class to summarize the Core Bible Story in five parts. Teacher writes responses on the board to create discussion.

- 1) Jesus goes to the synagogue and meets a man whose hand was shriveled and paralyzed.
- 2) The men were looking to accuse Jesus of breaking the law if he healed the man on the Sabbath.
- 3) Jesus asks them if it was more lawful to save life or to kill. He wanted to heal and give life, and did not agree with their man-made law.
- 4) Jesus heals the man with the withered hand, even though it was illegal to heal on the Sabbath.
- 5) The men plot to kill Jesus.



Review of Unit 5 Bible Passage



(TE, p. 42; SW, p. 36)

John 3:16

Ask a student to read the Bible Passage from page 36 and then close their workbook.

Discuss: What is the main idea of the passage?


God gave His Son Jesus so that those who believe in Him will live forever.

Choose one student to recite the passage from memory (may get help from classmates).

-or-

Students partner up and quiz each other on the passage. After a few minutes, choose one student to recite the passage to the class from memory.

For God so loved the world that he gave his one and only Son, that whoever believes in him shall not perish but have eternal life.



Review of Unit 5 Scripture Song



(TE, p. 43; SW, p. 37)

"For God So Loved" (John 3:16)

(Play song in class by navigating online to the Media Player in the Teachers Menu)

Students turn to the Song Lyrics on page 37 of their Student Workbooks. While listening to the song, students write down their insights and make personal connections on the lyrics page (circle key words, underline action steps, write out what God is teaching them to do, rewrite main ideas in their own words, etc.).

Discuss: How does the song reflect the meaning of the passage?

God loved the world so much that He gave His Son so that whoever believes in Him will have eternal life.



▶ PLAY HERE

Review of Unit 5 Motto



(Play video in class by navigating online to Rewind: LEARNING REVIEW in the Weekly Menu)

Play the Motto Buster Video in class to see who can guess it first. Pause the video when students raise their hand to indicate they have solved the motto. Students state the motto out loud and explain the meaning in their own words.

He gave His one and only Son

Application: What does it mean to you that God gave His one and only Son?

I am amazed that He loved us so much that He would give us His Son. I am thankful for His Son. God didn't wait for the people to be good enough to deserve a messiah; He sent the Messiah to make sinful people good. God saved the day when He made a way for our sins to be forgiven. God loved us so much He was willing to sacrifice His Son.



Review of Unit 6 Bible Passage



(TE, p. 49; SW, p. 43)

Ephesians 2:8–9

Ask a student to read the Bible Passage from page 43 and then close their workbook. Discuss: What is the main idea of the passage?


We cannot earn eternal life. It is a gift from God received by those who put their faith in Jesus.

Choose one student to recite the passage from memory (may get help from classmates).

-or-

Students partner up and quiz each other on the passage. After a few minutes, choose one student to recite the passage to the class from memory.

For it is by grace you have been saved, through faith—and this not from yourselves, it is the gift of God—not by works, so that no one can boast.



Review of Unit 6 Scripture Song



(TE, p. 50; SW, p. 44)

"God's Way Right" (Ephesians 2:8–9)

(Play song in class by navigating online to the Media Player in the Teachers Menu)

Students turn to the Song Lyrics on page 44 of their Student Workbooks. While listening to the song, students write down their insights and make personal connections on the lyrics page (circle key words, underline action steps, write out what God is teaching them to do, rewrite main ideas in their own words, etc.).

Discuss: What does it mean to live God's way right?

I understand that I have been forgiven and that I am saved by God's grace. I know I can't earn my way to heaven.



▶ PLAY HERE

Review of Unit 6 Motto



(Play video in class by navigating online to Rewind: LEARNING REVIEW in the Weekly Menu)

Play the Motto Buster Video in class to see who can guess it first. Pause the video when students raise their hand to indicate they have solved the motto. Students state the motto out loud and explain the meaning in their own words.

You have been saved through faith

Application: Who is eternal life promised to? What does it mean to be saved through faith?

Eternal life is promised to whoever confesses their sin and believes in Jesus. Being saved through faith means that we can live forever with the Lord when we put our faith in Him. We cannot earn our way to heaven. Eternal life is a gift from God.