

TEACHER'S



EDITION

GAME FACE

ADVENTURES IN
THE DISPLAY OF
GOD'S SUPREMACY

GRADE

5

GOD CITY

ADVENTURES IN
THE GIFT OF
GOD'S KINGDOM



TEACHER'S



EDITION

GAME FACE
ADVENTURES IN
THE DISPLAY OF
GOD'S SUPREMACY



GOD CITY
ADVENTURES IN
THE GIFT OF
GOD'S KINGDOM



Copyright © 2020-21 Bible REPLAY, Inc.
Printed in the United States of America.

No portion of the Bible REPLAY Curriculum™ Teacher's Editions, Student Workbooks or Scope & Sequence may be reproduced in any form without the written permission of the publishers. All Rights Reserved.

All Scripture quotations, unless otherwise indicated, are taken from the Holy Bible, New International Version, Copyright © 1973, 1978, 1984 by International Bible Society. All rights reserved.

Contributing writers and editors: Dean-o, Sandi Hughes, Jean E. Jones, Linda Boline Maynard, Holly Robaina.
Cover, design, and production: Terry Anderson Advertising, Donna Hummer of ConceptuaLine, Hugo Ricardo.
Original theme artwork: Rick Bastrup & Richard Ferrin, R&R Creative Amusement Designs, Inc.
Associate Editor: Greg Munck.

All words and music by Dean-o.
All original musical production used in accompanying online adventure: John Andrew Schreiner, JAS Productions. All rights reserved. Unauthorized reproduction is a violation of applicable laws.

BibleREPLAYCurriculum.com

CONTENTS

HOW TO USE THIS BOOKiv

BIBLE SCOPE & SEQUENCE viii

Grade 5 Fall

GAME FACE

ADVENTURES IN THE DISPLAY OF GOD'S SUPREMACY

Units 1 & 2 1

Units 3 & 4 19

Units 5 & 6 37

Rewind: LEARNING REVIEW
of Fall 1—6 55

Units 7 & 8 61

Units 9 & 10 79

Units 11 & 12 97

Rewind: LEARNING REVIEW
of Fall 7—12 115

Grade 5 Spring

GOD CITY

ADVENTURES IN THE GIFT OF GOD'S KINGDOM

Units 1 & 2 121

Units 3 & 4 139

Units 5 & 6 157

Rewind: LEARNING REVIEW
of Spring 1—6 175

Units 7 & 8 181

Units 9 & 10 199

Units 11 & 12 217

Rewind: LEARNING REVIEW
of Spring 7—12 235



HOW TO USE THIS BOOK AND PREPARE A LESSON

TEACHER-LED FOR LIFE TRANSFORMATION

What a privilege it is for teachers to help their students to know and believe God's Word! Although there are some activities designed for students to respond independently, much of the curriculum has been formulated to equip teachers to facilitate activities as they shepherd their students.

- Bible is the most important course!
- Use this guide to understand how to effectively use the lesson components.
- Read through each unit's section before teaching the class.
- Underline, highlight, and make notes directly in your Teacher's Edition (TE).

Let's Get Started!

BIBLE SCOPE & SEQUENCE

These handy navigation pages provide a full semester layout of the Core Bible Stories and their correlating unit Bible Passages—all on one page. This is an effective tool that allows teachers to quickly navigate and anticipate the scriptural direction of each semester.

Units 1 & 2 • **Units 3 & 4**
Units 5 & 6 • **Units 7 & 8**
Units 9 & 10 • **Units 11 & 12**

Each two-unit section is differentiated by color and includes:

- Core Bible Story discussion and application
- Two unit Bible Passages that correlate with the Core Bible Story
- Two song & lyrics activity pages based on each unit Bible Passage
- An even-unit Scripture study that allows students to explore their Bibles for related passages, and
- Multiple activities to enhance classroom Bible discovery

► THE IN-CLASS ONLINE ADVENTURE ◀

Tune Bubbler • Word Bundler • Truth Buzzer

Three online video adventures and quizzes per unit are fully integrated into this Teacher's Edition. These video adventures are conveniently indicated within the flow of classroom activities with the following symbols:



As directed in your "Get Ready" training video under the teachers tab on the BRC™ site, display the online video adventures and quizzes for the entire class (via video projection) by logging in and locating your current unit's video adventure and quiz in the progress menu of your grade and semester theme. The "Tune Bubbler" video and quiz begin Day 2 activities in each unit, followed by the "Word Bundler" video and quiz to begin Day 3 activities. The "Truth Buzzer" video and quiz precede the Day 4 Learning Points to complete the unit.

► Rewind: LEARNING REVIEW ◀

Mid and End-of-Semester Reviews

The "Rewind: LEARNING REVIEW" sections are designed to equip students with two creative opportunities to review their work per semester. In-class discussion and online "Motto Buster" video adventures and quizzes are designed to help students increase their long-term memory and application of the main ideas after each 6-unit section. With the unique combination of classroom discussion, online engagement and musical relevance, each learning review week will help students to further hide God's Word in their hearts and minds. Each "Rewind: LEARNING REVIEW" section in this Teacher's Edition is synced with the online adventure menu and provides a full week of content.



HOW TO USE THIS BOOK AND PREPARE A LESSON

TEACHING OBJECTIVE

Teach the Core Bible Story to help students grasp the main idea.

BLUE BOXES

Blue boxes provide concise instructions for teachers to easily facilitate creative activities—such as the Day 2 and Day 3 interactive activities—which offer variety, fun and exploration of the unit’s Bible Passage. Occasionally, materials or short preparation is needed in advance.

▶ LESSON INTRODUCTION ◀

Lesson Target • Lesson Setting • Teacher Helps

Lesson Introduction sections are fantastic tools for teachers to engage students with a deeper understanding of scripture. They begin each two-unit section by providing teachers with the lesson target, lesson setting, and critical background information that will translate into students understanding the context and application of the Core Bible Stories.

▶ LESSON CONNECTION ◀

Core Bible Story and Unit Bible Passage

Lesson Connection pages quickly identify the crux of each unit’s learning objective: how the Core Bible Story and Unit Bible Passage combine to help students accomplish the lesson target.



ONLINE HIGHLIGHTS

Online Highlights feature 15 key points that students are learning in their online adventure. These points can be used to facilitate discussion, prompt writing, or enhance personal application.

TEACHER ENRICHMENT

In addition to the lesson introduction and connection pages in this TE, it is imperative that teachers go to the online adventure site on a per unit basis and click the “Teachers/Enrichment” tab. Here, teachers are given invaluable meaning behind each unit’s Bible Passage with insight into how the unit’s Bible Passage fits into the overall semester theme. This teacher enrichment devotional unit is placed online because of the value we place on extending the learning into the home and giving parents tools to further instruct their children.

▶ DAY 1 ◀

Core Bible Story

Each Core Bible Story is studied over a two-unit period and is either repeated, or divided and continued in the 2nd unit, depending on the size of the story. This two-unit discussion format allows for students to fully understand and apply each Core Bible Story and the multiple Bible Passages that further its meaning and application. We want students to not just know, but understand and apply God’s Word.

This is a teacher-led activity that requires preparation from the “Lesson Introduction” and “Lesson Connection” sections. This is not an activity students should accomplish without a teacher. The Core Bible Story discussion is optimally taught in this order:

- Class reads entire story
- Teacher inserts background for understanding
- Class re-reads a highlighted verse section with questions (4 sections)
- Teacher facilitates answering questions from highlighted verse section
- Teacher provides insight, personal story or application

▶ ODD UNITS: DAY 1 ◀

Core Bible Story Discussion

The Core Bible Story discussion section starts off each two-week unit. Therefore, it is best for teachers to facilitate discussion, solicit input from students, and guide students so that there is complete accuracy and understanding of the Core Bible Story.

▶ EVEN UNITS: DAY 1 ◀

Core Bible Story Application

To follow up the even-unit Core Bible Story discussion, this activity allows students to express what they’ve learned. This activity works best when students are allowed to self-reflect and write out their thoughts, followed by classroom discussion so that students can learn from the application of fellow students.

HOW TO USE THIS BOOK AND PREPARE A LESSON

► THIS UNIT'S LYRICS ◀

This page was designed to allow students to take advantage of how the song lyrics expose the spiritual challenge of the unit's Bible Passage. The uniqueness of the Bible REPLAY Curriculum™ is that it allows students to explore the connection between the unit's Bible Passage and the song it inspired, which was specifically designed with lyrical hooks and relatable language to bring the meaning of the Bible Passage alive in kids' hearts and minds. With each lyrics page, teachers have the opportunity to discuss the unit's Bible Passage, converse with students about how the song reflects the key scripture, and let students make notes about what they're learning. Catchy tunes emphasize lifetime messages!

WHAT WE LEARNED

Learning Points • Unit Quiz

The learning points and unit quiz pages allow teachers to review key points with students and assess knowledge. In addition to the 30 quiz questions students encounter in your classroom online adventure, the 5 learning points and 7 quiz questions in the student workbooks prompt further discussion of both the Core Bible Story and the unit's Bible Passage.

► EVEN UNITS: DAY 2 ◀

Scripture Study

Students have an opportunity to locate and study scriptures in their Bibles that further teach the meaning of the unit's Bible Passage. Students will see how different parts of the Bible are related and how the main idea applies to their lives. As time allows, students may explore up to 3 supplemental Bible Passages in this activity.

► CREATIVE PAGE ◀

Student Workbooks (SW) only. This page includes extra workspace for activities that may have been assigned anytime within a two-unit section. This activity workspace may precede or follow the activity assignment, so helpful page markers are in place to guide students to the activity and back to their lesson page.

► ADVENTURE WRAP UP ◀

Students conclude every two-unit section with the adventure wrap-up page to use for journaling, reflection and application. Class discussion can follow this reflection for students willing to share their thoughts.

TEACHER'S EDITION KEY

BIBLE MEMORY VERSE

This symbol indicates selected unit Bible Passages that are considered key or foundational verses to be memorized.



NOTE: For teachers who prefer assigning a Bible Memory Verse every week, every unit Bible Passage features color separation as shown below:

Hebrews 4:15b–16

We have one who has been tempted in every way, just as we are—yet was without sin. *Let us then approach the throne of grace with confidence, so that we may receive mercy and find grace to help us in our time of need.*

The GREEN section indicates the portion that can be assigned as a Bible Memory Verse for the week for Bible Passages that are considered too long for memorization, but key for exploration.

TEACHER-LED ACTIVITY

This symbol indicates background information and facilitation of activity or discussion is needed, requiring preparation from the "Lesson Introduction" and "Lesson Connection" sections.



WHAT'S THIS?

Wherever you see "SW" we are referring to the "Student Workbook."

Here, we show the corresponding Student Workbook page numbers.

24 (SW 20)

HOW TO USE THIS BOOK AND PREPARE A LESSON

BIBLE MEMORY VERSES (“BMVs”)


We cherish all of God’s Word. “All scripture is God-breathed and is useful for teaching, rebuking, correcting, and training in righteousness so that the man of God may be thoroughly equipped for every good work.” – 2 Timothy 3:16-17

We encourage scripture memorization. “How can a young man keep his way pure? By living according to your word. I seek you with all my heart; do not let me stray from your commands. I have hidden your word in my heart that I might not sin against you.” – Psalm 119:9-11

TIPS FOR BIBLE MEMORY VERSES (“BMVs”)

- Key Bible Passages that are considered foundational for memory are indicated in the Teacher’s Edition with the memory verse symbol to assist in lesson planning. We recognize that schools have individual approaches to scripture memorization. While some memorize Bible Passages weekly, others focus on key foundational scriptures that are more frequently memorized. To accommodate every learning approach, unit Bible Passages feature a BLUE section that indicates the portion to be assigned as a “BMV” for the unit, which is especially helpful when the unit Bible Passage is considered too long for memorization.
- To memorize scripture, students must first understand the meaning. For every Bible Passage, it is essential to first define terms and discuss the meaning of the passage with your class before memorization is assigned.
- There are four Bible memory activities designed to engage students and facilitate memorization. The activities are:
 - Word Sequence Race
 - Scripture Scrambler
 - Memory Verse Game
 - Team Silence

For each selected Bible Memory Verse, one of the four memory activities is suggested. Instructions for these activities are found in the blue boxes of your Teacher’s Edition. Although activities are recommended for each memory verse, they can be used with other verses.



USE THE ONLINE “WORD BUNDLERS” IN CLASS AS A MEMORIZATION TOOL!

Online, the “Word Bundlers” (the 2nd online video adventure each unit) are designed using current research strategies to help students easily decipher and memorize verses. The main idea and key points are also provided to help students understand the Bible Passage. We encourage classroom use of these videos in addition to home use as an extremely useful tool to assist and support students in scripture understanding and memorization.

5TH GRADE BIBLE MEMORY VERSES (“BMVs”)

Below are the eight unit Bible Passages that are considered key foundational verses for memorization. The selected BMVs are also identified in the Bible Scope and Sequence and throughout the Teacher’s Edition.



Fall

Unit 1: Ephesians 6:10–11
Memory Verse Game

Unit 5: Romans 8:28
Scripture Scrambler

Unit 6: 1 John 1:8–9
Team Silence

Unit 9: Hebrews 4:12
Word Sequence Race



Spring

Unit 3: Psalm 19:1–2
Memory Verse Game

Unit 5: John 4:13–14
Scripture Scrambler

Unit 9: Matthew 16:24–25
Team Silence

Unit 11: Philippians 3:20–21
Word Sequence Race

BIBLE SCOPE & SEQUENCE

Grade 5 Fall GAME FACE

ADVENTURES IN THE DISPLAY OF GOD'S SUPREMACY

Units 1 & 2 (Page 1)

Core Bible Story

Judges 7:1–14 Gideon
Defeats the Midianites

Bible Passage 1

Ephesians 6:10–11



Finally, be strong in the Lord and in his mighty power. Put on the full armor of God so that you can take your stand against the devil's schemes.

Bible Passage 2

Philippians 3:13b–14

Forgetting what is behind and straining toward what is ahead, I press on toward the goal to win the prize for which God has called me heavenward in Christ Jesus.

Units 3 & 4 (Page 19)

Core Bible Story

1 Samuel 17:32–49
David Defeats Goliath

Bible Passage 3

1 Samuel 17:45

David said to the Philistine, "You come against me with sword and spear and javelin, but I come against you in the name of the Lord Almighty, the God of the armies of Israel, whom you have defied."

Bible Passage 4

Romans 8:38b–39

Neither death nor life, neither angels nor demons, neither the present nor the future, nor any powers, neither height nor depth, nor anything else in all creation, will be able to separate us from the love of God that is in Christ Jesus our Lord.

Units 5 & 6 (Page 37)

Core Bible Story

Genesis 45:1–8, 50:15–21
Joseph Trusts God

Bible Passage 5

Romans 8:28



And we know that in all things God works for the good of those who love him, who have been called according to his purpose.

Bible Passage 6

1 John 1:8–9



If we claim to be without sin, we deceive ourselves and the truth is not in us. If we confess our sins, he is faithful and just and will forgive us our sins and purify us from all unrighteousness.

Units 7 & 8 (Page 61)

Core Bible Story

1 Kings 18:25–39
Elijah Defeats the
Prophets of Baal

Bible Passage 7

Hebrews 12:1b–2a

Let us throw off everything that hinders and the sin that so easily entangles, and let us run with perseverance the race marked out for us. Let us fix our eyes on Jesus, the author and perfecter of our faith.

Bible Passage 8

John 16:33

"I have told you these things, so that in me you may have peace. In this world you will have trouble. But take heart! I have overcome the world."

Units 9 & 10 (Page 79)

Core Bible Story

Joshua 1:1–9
Joshua is Commanded
by the Lord

Bible Passage 9

Hebrews 4:12



For the word of God is living and active. Sharper than any double-edged sword, it penetrates even to dividing soul and spirit, joints and marrow; it judges the thoughts and attitudes of the heart.

Bible Passage 10

James 1:5–6

If any of you lacks wisdom, he should ask God, who gives generously to all without finding fault, and it will be given to him. But when he asks, he must believe and not doubt, because he who doubts is like a wave of the sea, blown and tossed by the wind.

Units 11 & 12 (Page 97)

Core Bible Story

Daniel 6:12–28
Daniel in the Den of Lions

Bible Passage 11

Hebrews 4:15b–16

We have one who has been tempted in every way, just as we are—yet was without sin. Let us then approach the throne of grace with confidence, so that we may receive mercy and find grace to help us in our time of need.

Bible Passage 12

Romans 5:15

But the gift is not like the trespass. For if the many died by the trespass of the one man, how much more did God's grace and the gift that came by the grace of the one man, Jesus Christ, overflow to the many!

BIBLE SCOPE & SEQUENCE

Grade 5 Spring **GOD CITY**

ADVENTURES IN THE GIFT OF GOD'S KINGDOM

UNITS 1 & 2 (Page 121)

Core Bible Story

John 1:35–51

Jesus Calls His First Disciples

Bible Passage 1

Revelation 21:3a, 4

And I heard a loud voice from the throne saying, "Now the dwelling of God is with men ... He will wipe every tear from their eyes. There will be no more death or mourning or crying or pain, for the old order of things has passed away."

Bible Passage 2

Psalms 89:5–6a, 7

The heavens praise your wonders, O LORD, your faithfulness too, in the assembly of the holy ones. For who in the skies above can compare with the LORD? ... In the council of the holy ones God is greatly feared; he is more awesome than all who surround him.

UNITS 3 & 4 (Page 139)

Core Bible Story

John 3:1–17

Jesus Teaches Nicodemus to be Born Again

Bible Passage 3

Psalms 19:1–2

The heavens declare the glory of God; the skies proclaim the work of his hands. Day after day they pour forth speech; night after night they display knowledge.

Bible Passage 4

1 Peter 1:3–4

Praise be to the God and Father of our Lord Jesus Christ! In his great mercy he has given us new birth into a living hope through the resurrection of Jesus Christ from the dead, and into an inheritance that can never perish, spoil or fade—kept in heaven for you.

UNITS 5 & 6 (Page 157)

Core Bible Story

John 4:1–14

Jesus Tells a Samaritan Woman about Eternal Life

Bible Passage 5

John 4:13–14

Jesus answered, "Everyone who drinks this water will be thirsty again, but whoever drinks the water I give him will never thirst. Indeed, the water I give him will become in him a spring of water welling up to eternal life."

Bible Passage 6

1 John 4:10

This is love: not that we loved God, but that he loved us and sent his Son as an atoning sacrifice for our sins.

UNITS 7 & 8 (Page 181)

Core Bible Story

John 13:1–17

Jesus Washes His Disciples' Feet

Bible Passage 7

2 Corinthians 5:7–9

We live by faith, not by sight. We are confident, I say, and would prefer to be away from the body and at home with the Lord. So we make it our goal to please him, whether we are at home in the body or away from it.

Bible Passage 8

1 Corinthians 2:9

However, as it is written: "No eye has seen, no ear has heard, no mind has conceived what God has prepared for those who love him."

UNITS 9 & 10 (Page 199)

Core Bible Story

John 14:1–14

Jesus Shows the Way to the Father

Bible Passage 9

Matthew 16:24–25

Then Jesus said to his disciples, "If anyone would come after me, he must deny himself and take up his cross and follow me. For whoever wants to save his life will lose it, but whoever loses his life for me will find it."

Bible Passage 10

Revelation 22:12–14

"Behold, I am coming soon! My reward is with me, and I will give to everyone according to what he has done. I am the Alpha and the Omega, the First and the Last, the Beginning and the End. Blessed are those who wash their robes, that they may have the right to the tree of life and may go through the gates into the city."

UNITS 11 & 12 (Page 217)

Core Bible Story

John 17:1–12, 20–23

Jesus Looks Toward Heaven and Prays

Bible Passage 11

Philippians 3:20–21

But our citizenship is in heaven. And we eagerly await a Savior from there, the Lord Jesus Christ, who, by the power that enables him to bring everything under his control, will transform our lowly bodies so that they will be like his glorious body.

Bible Passage 12

Revelation 21:10a, 11

And he carried me away in the Spirit to a mountain great and high, and showed me the Holy City ... It shone with the glory of God, and its brilliance was like that of a very precious jewel, like a jasper, clear as crystal.



UNITS 1 & 2

Core Bible Story: Judges 7:1–14

Adventures in the display of God's supremacy begin as Gideon defeats the Midianites for God's glory!


Unit 1 Bible Passage: Ephesians 6:10–11

Unit 2 Bible Passage: Philippians 3:13b–14

Two powerful Bible Passages emerge to parallel the Core Bible Story as we discover that the enemies of God can be defeated when we rely on God's power.

**LET'S GET READY TO DISCOVER
THE DISPLAY OF GOD'S SUPREMACY!**





Judges 7:1–14

BACKGROUND

Lesson Target

God's supremacy is displayed in His power. We can learn from Gideon that no matter how great our opposition, our God is supreme. God will use ordinary people who are willing to obey Him.


Lesson Setting

This Core Bible Story begins after Moses and Joshua brought the Israelites to the Promised Land, but before they had any kings. The people were ruled by judges. In the story, we see Gideon trust God and go into battle on God's terms with only three hundred fighting men rather than the 32,000 with which he started. Gideon is mentioned in Hebrews 11—the Bible's "Hall of Faith"—as an example of a man of faith.

Although Gideon willingly served God, he wanted assurance that it was truly God who was calling him. He asked for three signs in order to get this assurance.

In Judges chapter 6, we read that Gideon was hiding in a winepress.

He questioned the Lord's proclamation that the Lord was with him and that he was a mighty warrior. The Lord ignored his questions and accusations and gave him a mission. God then revealed himself in fire, which caused fear in this mighty warrior. However, God spoke and put Gideon at ease. Gideon was fearful but obedient. In the darkness of night, Gideon destroyed his father's altars to Baal. Gideon asked God for two more signs of assurance that the call to war was from God, and God graciously complied and gave Gideon insight into the fear that the enemy was experiencing at the hand of God.




Teacher Helps

Scriptures

- Exodus 15:2; Joshua 1:9; 1 Samuel 2:9; 2 Corinthians 12:9—God's glory through weakness
- Isaiah 45:9–12; 55:8–9; 1 Corinthians 2:16; Psalm 10:1–18—thoughts on questioning God
- Exodus 20:1–15; Leviticus 26:1; Romans 1:25; 1 Corinthians 10:20–21—God's words on idol worship
- Leviticus 14:1–32—laws regarding infectious diseases

Biblical Concepts

Assurance, God's power, idols, testing God



This Unit's Connection

UNIT 1

Core Bible Story & Bible Passage

Gideon had enemies who were more powerful than he. But Gideon had God's power on his side. Gideon trusted God, and God defeated his enemies in a humanly impossible way.

We too have enemies who are more powerful than we are. Ephesians 6:12 tells us these enemies don't have flesh and blood, but are

spiritual forces. We need to put on the full armor of God to battle these enemies (see box).

Putting on the armor of God and praying constantly (v. 18) are our parts. Then we trust God and watch as He continues to defeat our spiritual enemies, just as He defeated Gideon's enemies.

PUT ON GOD'S ARMOR

Belt of truth: A Roman soldier's belt was like a thick leather strap that supported his body. We must wrap God's truth firmly around us because Satan's major weapon is deception. Truth supports us so we can stand firmly. The Scripture tells us the truth about God's love and saving power, and the truth about Jesus being the way, the truth, and the life (John 14:6). We must also commit to speaking truth.

Breastplate of righteousness: Jesus gives us His righteousness so we can live without the shame that we had before being forgiven. Just as a breastplate protects soldiers from fatal wounds, so Jesus' righteousness protects us from the final fatal wound that would deny us eternal life. At the same time, we need to live righteously by obeying God; not living righteously leaves us vulner-

able to spiritual attacks (Eph. 4:27).

Shoes of readiness with the gospel of peace: The spiritual powers want to prevent people from hearing the gospel of peace between God and humans. When we share the gospel, we move into enemy territory to set captives free from the devil's lies. Our spiritual enemies also want to sow discord among believers, which we combat by pursuing peace. They want to sow turmoil in our minds, which we calm by trusting God's words.

Shield of faith: A Roman soldier could kneel behind his large shield and protect his entire body. Likewise, we can kneel before God, shielded by faith from enemy attacks. We hold onto faith that God will never leave us, faith that our sins are forgiven, and faith that God can work all things for good. Faith

that Jesus has gone to prepare an eternal home for us shields us when we suffer loss in this world. Faith that God will reward us carries us through hard times.


Helmet of salvation: God has put His helmet of salvation on us. Jesus died to save us and now we must put that knowledge firmly around our thoughts. We have divine power to "destroy arguments and every lofty opinion raised against the knowledge of God," and we can "take every thought captive to obey Christ" (2 Co. 10:3-5).

Sword of the Spirit: The sword of the Spirit is the word of God. When the devil tempted Jesus, Jesus responded by quoting Scripture. Quoting Scripture demolishes doubts and fears. Meditating on Scripture grants peace and shows God's will.



ONLINE HIGHLIGHTS

1. The armor of God begins with having God's power on your side.
2. God's power can set you free from the schemes of the devil.
3. Getting your "Game Face" on means putting on God's armor.
4. For victory, trust that God's mighty power has already won the battle.
5. God's armor helps us take a stand against the temptations of the evil one.
6. As a Christ follower, our strength can only come from God.
7. The shield of faith and sword of the Spirit are two of the six armor pieces.
8. Two more pieces of armor: the belt of truth and helmet of salvation.
9. The devil wants us to be defeated. God wants us to be victorious.
10. Believers can stand strong in the power of the Lord.
11. The devil uses schemes to tempt us to disobey God.
12. God will fight our fiercest battles if we put our faith in Him.
13. We put on God's armor by letting faith, truth, and righteousness rule in our lives.
14. There is a spiritual battle in which Satan uses schemes to defeat us.
15. As a shield of faith, God's Word defends us as Christians.



Core Bible Story

JUDGES 7:1-8a GIDEON DEFEATS THE MIDIANITES
(PART I—STORY CONTINUES IN UNIT 2)

¹ Early in the morning, Jerub-Baal (that is, Gideon) and all his men camped at the spring of Harod. The camp of Midian was north of them in the valley near the hill of Moreh. ² The LORD said to Gideon, "You have too many men for me to deliver Midian into their hands. In order that Israel may not boast against me that her own strength has saved her, ³ announce now to the people, 'Anyone who trembles with fear may turn back and leave Mount Gilead.'" So twenty-two thousand men left, while ten thousand remained.

⁴ But the LORD said to Gideon, "There are still too many men. Take them down to the water, and I will sift them for you there. If I say, 'This one shall go with you,' he shall

go; but if I say, 'This one shall not go with you,' he shall not go."

⁵ So Gideon took the men down to the water. There the LORD told him, "Separate those who lap the water with their tongues like a dog from those who kneel down to drink." ⁶ Three hundred men lapped with their hands to their mouths. All the rest got down on their knees to drink.

⁷ The LORD said to Gideon, "With the three hundred men that lapped I will save you and give the Midianites into your hands. Let all the other men go, each to his own place." ⁸ So Gideon sent the rest of the Israelites to their tents but kept the three hundred, who took over the provisions and trumpets of the others.


WORD SEARCH

JUDGES 7:1-8a

Find ten words from the story.

HELMET
SALVATION
SHIELD
FAITH
BELT
TRUTH
GOSPEL
PEACE
SWORD
SPIRIT

T	S	H	I	K	K	U	Z
I	A	X	Q	Z	B	U	S
R	L	D	L	E	I	H	S
I	V	L	L	W	T	S	W
P	A	T	E	I	V	H	O
S	T	P	A	P	E	B	R
S	I	F	E	L	S	Y	D
D	O	K	M	A	A	O	E
Y	N	E	S	F	C	L	G
C	T	R	U	T	H	E	Y



Core Bible Story Discussion

JUDGES 7:1–8a GIDEON DEFEATS
THE MIDIANITES

Read Judges 7:2–3. What did Gideon have too many of?
Men in his army.

Why did God want Gideon's army small?
So they would not boast, but recognize that God delivered them.

What did Gideon announce?
Anyone scared may leave.

How many were left?
Ten thousand.

Read Judges 7:4. Was God satisfied with 10,000?
No, He wanted the army even smaller.

What was His solution?
He had Gideon take the men down to the water to be sifted.

Who would pick the men?
God.

Read Judges 7:5–6. What did God tell Gideon to do?
Separate those who drank the water lapping from those who knelt down.

How many lapped with their hands without kneeling?
Only three hundred.


Read Judges 7:7. How did God say He was satisfied?
"With the three hundred men who lapped I will give the Midianites into your hands."

Where did the rest of the 10,000 go?
Back to their own places.

TEACHING OBJECTIVE

Teach the Core Bible Story to help students grasp the main idea.

TEACHING ACTIVITIES

1. **Core Bible Story**
After sharing the story background from the lesson introduction page, let students read the story and discuss the main idea.
2. **Core Bible Story Discussion**
Have students read the specific verses and answer the questions. Discuss their answers. 
3. **Word Search**
Students complete the Word Search activity.



TEACHING OBJECTIVE

Teach the unit's Bible Passage to help students grasp the main idea.

TEACHING ACTIVITIES

1. Explore Scripture

Let students read the passage as you share background and discuss the main idea.

2. Put on God's Armor

Divide class into six groups. Assign each group with one piece of armor:



- the belt of truth
- the breastplate of righteousness
- the shoes of readiness with the gospel of peace
- the shield of faith
- the helmet of salvation
- the sword of the Spirit (the Word of God)

Use Lesson Connection on page 3 as a resource to help individual groups understand their armor piece and how it works. (Alternative prep: provide background material on armor of God for students to also research on their own.) Provide construction paper and art materials for groups to create their armor piece. Groups present and teach classmates about their armor. Choose one student "warrior" to model the six pieces of armor created by the class.



▶ PLAY HERE

Bible Passage 1

EXPLORATION AND DISCOVERY

Ephesians 6:10–11

Finally, be strong in the Lord and in his mighty power. Put on the full armor of God so that you can take your stand against the devil's schemes.

Put on God's Armor

God's armor helps us take a stand against the temptations of the evil one. Getting your "Game Face" on means putting on God's armor. Your group will study one piece of armor and present it to your class. After getting your armor assignment, your group will talk with your teacher, learn about how it works, and create an armor piece that is large enough to put on a classmate. In your presentation you will define the piece of armor and explain how your armor is useful to fight off our spiritual enemies.

1. Your group presentation must include dressing the class "warrior" with your armor and answering the following:

Which piece of armor did your group study? **Answers will vary.**

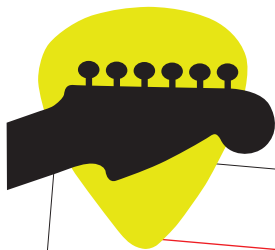
Describe your armor and how it works. **Answers will vary.**

What might happen to a person who is missing this piece of armor? **Answers will vary.**

How might a person better use this piece of armor? **Answers will vary.**

2. Listen to the group presentations and write down one thing you learned about each:

- Belt of truth **Answers will vary.**
- Breastplate of righteousness **Answers will vary.**
- Shoes of readiness with the gospel of peace **Answers will vary.**
- Shield of faith **Answers will vary.**
- Helmet of salvation **Answers will vary.**
- Sword of the Spirit (the Word of God) **Answers will vary.**



GAME FACE

EPHESIANS 6:10-11

TEACHING OBJECTIVE

Use the gift of music to explore the Bible Passage that inspired the song lyrics.

TEACHING ACTIVITIES

Song Scramble

Let students hear the song and try to unscramble five lyrics in their workbook as they sing along.

GAME FACE

So the devil thinks that he can harm you
Satisfied to take you for a ride
Well here's a mighty word equipped to arm you
You'll be stronger with the Master on your side
Put the Master on your side, and the devil's gonna hide!

Be strong, come on, there's a battle on
Look around and you will see
Be strong, come on, with the armor on
And His power will set you free
Be strong, come on, there's a battle on
Make a choice and stand with me
Be strong, come on, with the armor on
Let Him in, armor up, go for long, get your game face on!

So the devil thinks that he can hurt you
On the run to fool you just for fun
Well here's a bit of wisdom to alert you
You'll be standing 'cause the battle has been won
Trust the battle has been won, and the devil's day is done!

Belt of truth and breastplate of the righteous
Shoes of gospel peace; gonna make your stand
Shield of faith and helmet of salvation
And the Spirit's sword firm in your hand



SONG SCRAMBLE

Listen to the song and unscramble these five words:

1. srtergno | 2. elabtt | 3. weopr | 4. iowmsd | 5. lehisd

1. stronger 2. battle 3. power 4. wisdom 5. shield

TEACHING OBJECTIVE

Further explore the unit's Bible Passage to help students apply its meaning.

TEACHING ACTIVITIES

1. Explore Scripture

Let students read the passage as you share background and discuss the main idea.

2. Question of the Day

Listen to "Game Face" and read the lyrics with your class. Write on the board: How can we put on our Game Face and use God's armor to fight the devil's schemes?


3. Memory Verse Game

While in a circle, students guess the next word of the verse. Teacher starts by saying, "Ephesians 6:10-11." The first student says, "Finally"; next, "be"; next, "strong"; etc. A student who misses is out and the next person guesses the same word. Keep going in a circle until there is one person left. Last person states the verse location (Ephesians 6:10-11) and the following person is out. Afterwards, students will try to write the verse from memory.



4. Crossword Puzzle

Students complete the Crossword Puzzle on the Creative Page and discuss how the lesson target can be a part of their lives.



▶ PLAY HERE

Bible Passage 1

EXPLORATION AND DISCOVERY

Ephesians 6:10-11



Finally, be strong in the Lord and in his mighty power. Put on the full armor of God so that you can take your stand against the devil's schemes.

Question of the Day

1. Write out the Question of the Day.

How can we put on our Game Face and use God's armor to fight the devil's schemes?

2. Write your response here.

Answers will vary.

Memory Verse Game

1. After playing the Memory Verse Game with your class, write out Ephesians 6:10-11. Cover the verse (don't peek) and write it out from memory here.

2. Rewrite the verse correctly. If you already wrote it correctly, rewrite it in your own *Answers will vary.*

CROSSWORD

Fill in the correct answers, one letter per square, both across and down, from the given clues.

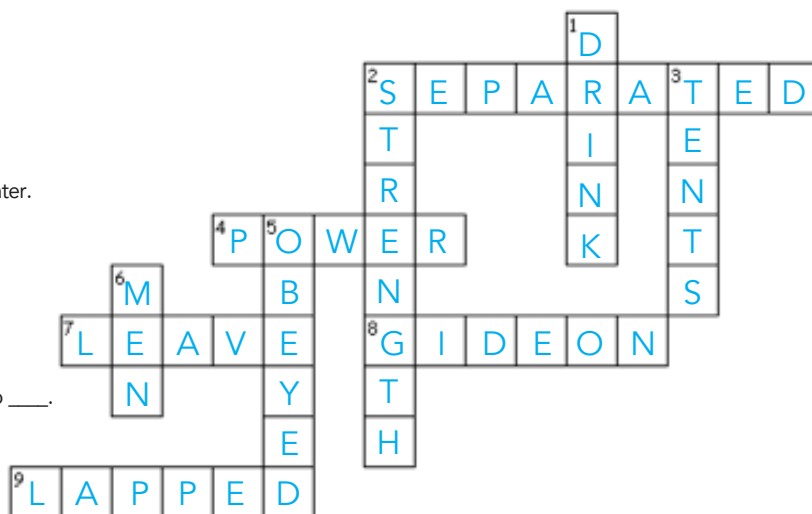
Direct students to their Creative Page (SW page 9) to do their work.

Across

- Gideon _____ the men according to how they drank the water.
- Only God's _____ can defend us against the enemy.
- Those who feared were told they could _____.
- The name of the man in charge in this story.
- Gideon kept those men who _____ like a dog.

Down

- The Lord told Gideon to take his men down to the water to _____.
- God didn't want Israel to boast about their own _____.
- Gideon sent the rest of the Israelites to their _____.
- Gideon _____ God even when things got difficult.
- The Lord told Gideon he had too many _____.



What We Learned

Ephesians 6:10–11








▶ PLAY HERE

Learning Points

FROM CORE BIBLE STORY
AND BIBLE PASSAGE


To see what we've learned so far from Ephesians 6:10–11,
fill in the blanks in the five learning points below with one
of these words:

put • defends • strength • beat • mighty

-  As a Christian, true **strength** comes from the Lord.
-  God gives us strength through His **mighty** power.
-  We can **put** on God's armor with faith, truth, and more.
-  God's armor **defends** us against the devil's schemes.
-  We can **beat** the enemy only through God's strength.

Choose your favorite learning point from the list above,
and explain what it means to you.

Answers will vary.



TEACHING OBJECTIVE

Use the five key learning points to help students understand and apply the Bible Passage.

TEACHING ACTIVITIES

1. Learning Points

Students use the list of words to fill in the blanks of the five learning points. Discuss.

2. Favorite Point

Students circle their favorite learning point. Ask volunteers to share why it is their favorite point.

3. Weekly Quiz

Students take the quiz that covers the Core Bible Story and Bible Passage. Review.




Weekly Quiz

FROM CORE BIBLE STORY AND BIBLE PASSAGE

1. Why did God want to decrease the number of warriors?
So that it would be obvious that it was HIS victory and not a human victory.
2. What group was allowed to leave first? Those who were afraid.
3. God decreased the group a second time. How did Gideon know whom to keep and whom to send home? God chose through how they drank the water.
4. With how many men did Gideon begin? 32,000.
5. How many men went to battle? Three hundred.
6. What two things do we need to do in order to stand against the devil's schemes, according to Ephesians 6:10–11?
Be strong in the Lord's might and power and put on the Lord's armor.
7. What is a scheme the devil uses today? Answers will vary: he tempts us through media or having material possession, etc.

TEACHER'S NOTES



This Unit's Connection

Core Bible Story & Bible Passage

Gideon needed to persevere in obeying God, even when things got tough and what God called him to do seemed impossible. Like Gideon, we need to persevere in obeying God.

In Philippians 3:13b–14, Paul says he forgets what's behind him and strains toward what's ahead: the goal God has set before him. That's what all of us need to do. We need to forget past failures, get up, and


move ahead. We need to forget past successes, not considering them enough, but instead moving ahead. When we sin, we need to confess the sin, repent, and find ways to help us not repeat the sins, but then we need to forget the sin and move forward toward what God calls us to do.

We can persevere because God is for us. He's not going to forsake us. He'll continue to help us, just as he helped Gideon.



ONLINE HIGHLIGHTS

1. The goal is to win the prize. The prize is eternity with Jesus.
2. Keep your eyes fixed on the prize—it's Jesus Christ.
3. Christ followers are on their way to eternal life with Jesus.
4. God calls heavenward those who believe in His Son.
5. Straining toward what is ahead can be living our lives for Jesus.
6. Treat life like a finish line and "take it" with all you've got.
7. Like a runner, Paul pushed toward the finish to reach his goal and see Jesus.
8. Run from life's snares that keep you from focusing on Christ.
9. The goal is living FOR Jesus. The prize is eternal life WITH Jesus.
10. God has called believers to heaven.
11. The prize is being in the presence of God.
12. Believers should strain toward what is ahead.
13. Paul's goal was to live for Christ with all he had.
14. According to the song lyrics, we are to set our "sights on Jesus Christ."
15. Though believers have not yet arrived in heaven, God has called us there!



Core Bible Story

JUDGES 7:8b–14 GIDEON DEFEATS THE MIDIANITES
(PART II—STORY CONTINUES FROM UNIT 1)

⁸ Now the camp of Midian lay below him in the valley. ⁹ During that night the Lord said to Gideon, “Get up, go down against the camp, because I am going to give it into your hands. ¹⁰ If you are afraid to attack, go down to the camp with your servant Purah ¹¹ and listen to what they are saying. Afterward, you will be encouraged to attack the camp.” So he and Purah his servant went down to the outposts of the camp. ¹² The Midianites, the Amalekites and all the other eastern peoples had settled in the valley, thick as locusts. Their

camels could no more be counted than the sand on the seashore.

¹³ Gideon arrived just as a man was telling a friend his dream. “I had a dream,” he was saying. “A round loaf of barley bread came tumbling into the Midianite camp. It struck the tent with such force that the tent overturned and collapsed.”

¹⁴ His friend responded, “This can be nothing other than the sword of Gideon son of Joash, the Israelite. God has given the Midianites and the whole camp into his hands.”

TEACHING OBJECTIVE

Review or continue the Core Bible Story to help students know and believe its meaning.

TEACHING ACTIVITIES

1. Core Bible Story

Let students read the story as you share background and discuss the main idea.

2. Core Bible Story Application

Have students read the three application steps in their workbooks. Discuss and let students share their answers.



Core Bible Story Application

JUDGES 7:1–14 APPLICATION ACTIVITY

Application Step 1: The Lord made Gideon weak in order to display His strength. What is a weak area in your life?


Answers will vary.

Application Step 2: What enemy or battle do you face?

Answers will vary.

Application Step 3: In what way can you be obedient and in so doing put on a piece of God's armor for battle?

Answers will vary.



▶ PLAY HERE

Bible Passage 2

EXPLORATION AND DISCOVERY

Philippians 3:13b–14

Forgetting what is behind and straining toward what is ahead, I press on toward the goal to win the prize for which God has called me heavenward in Christ Jesus.



Scripture Study

PHILIPPIANS 3:13b–14 APPLICATION ACTIVITY

1 CORINTHIANS 9:24

Do you not know that in a race all the runners run, but only one gets the prize? Run in such a way as to get the prize.

1 THESSALONIANS 2:11–12

For you know that we dealt with each of you as a father deals with his own children, encouraging, comforting and urging you to live lives worthy of God, who calls you into his kingdom and glory

2 TIMOTHY 4:7–8

I have fought the good fight, I have finished the race, I have kept the faith. Now there is in store for me the crown of righteousness, which the Lord, the righteous Judge, will award to me on that day—and not only to me, but also to all who have longed for his appearing.

TEACHING OBJECTIVE

Teach the unit's Bible Passage to help students grasp the main idea.

TEACHING ACTIVITIES

1. Explore Scripture

Let students read the passage as you share background and discuss the main idea.

2. Scripture Study

Students look up Scripture in their Bibles and cross-reference to increase understanding of Bible Passage. With a partner, students read and evaluate.



3. Group Draw

In groups of five, each student draws a different part of the story in Judges 7:1-14 on separate paper. (Judges 7:1-3; 4-5; 6-8a; 8b-12; 13-14). Groups exchange their drawings with other groups and put the pictures in order.

With a partner, read these passages: 1 Corinthians 9:24; 1 Thessalonians 2:11–12; 2 Timothy 4:7–8. What main idea do these verses share?

These verses share the main idea that believers in Christ, whom God has called heavenward to receive the ultimate prize of eternal life, are to press on daily to live life to the fullest for God's purposes.

How do these verses help us understand Philippians 3:13b–14?

These verses help us understand that we are to live our lives for Christ as if life were a race to be won. Striving to live a life that pleases God by staying strong in our faith will bring eternal rewards.

Challenge: Which days of the week should we live our lives for God?

Philippians 3:13b–14 and the related verses above remind us that we should live every day of the week to please God. Whether it is living unselfishly among friends, being honest with parents, or sharing the good news of Christ with an unbeliever, God is worthy of our best efforts to make every day count!

Group Draw

After playing Group Draw, write short titles for each of your group's drawings and list them below.

Judges 7:1-3 • Judges 7:4-5 • Judges 7:6-8a • Judges 7:8b-12 • Judges 7:13-14

Answers will vary.

TEACHING OBJECTIVE

Use the gift of music to explore the Bible Passage that inspired the song lyrics.

TEACHING ACTIVITIES

Tile Scramble

Let students hear the song and try to unscramble tiles in their workbook.

THE PRIZE

PHILIPPIANS 3:13b-14

THE PRIZE

I see the goal

I'm on a roll

I haven't made it

But you know I'm gonna take it

I see the prize; He's in my eyes

It's Jesus Christ

I see a day

I'm on my way

I haven't been there

But He's gonna take me in there

It's full of grace; eternal days

It's Jesus' place

I see the prize

It's in my eyes

I see the prize

I set my sights on Jesus Christ!




TILE SCRAMBLE

How can we persevere in obeying God even when it is difficult?

Unscramble the tiles to reveal a message.

D	I	CAN	PE	S	F	OR	GO	RSE	E	B
US.	WE	USE	ECA	VER						

WE	CAN	PERSEVERE	E	B	ECAUSE
GOD	IS	FOR	US.		




▶ PLAY HERE

Bible Passage 2

EXPLORATION AND DISCOVERY

Philippians 3:13b–14

Forgetting what is behind and straining toward what is ahead, I press on toward the goal to win the prize for which God has called me heavenward in Christ Jesus.



Group Question

With your group, decide on one question you can ask your teacher related to Philippians 3:13b–14.

1. What question did your group ask your teacher?


Answers will vary.

2. What did you learn?

Answers will vary.

3. How can you apply this new knowledge?

Answers will vary.



Object Prompt

1. Identify the object shown by your teacher.

Answers will vary.

2. What does the object have to do with what you are learning from the Bible Passage this week?

Answers will vary.

TEACHING OBJECTIVE

Further explore the unit's Bible Passage to help students apply its meaning.

TEACHING ACTIVITIES

1. Explore Scripture

Let students read the passage as you share background and discuss the main idea.

2. Group Question

In groups of four, students take five minutes to decide on the one question they think is crucial for you to answer right now that is related to Philippians 3:13b–14. Use Lesson Connection on page 3 as a resource.



3. Object Prompt

Bring in an object (may use Google Images or a photo) with no explanation. Students will explore how it relates to what they are learning this week. Discuss in small groups, then debrief as a class. Do not give the answer until they have explored all options. (Suggestions: running shoes, exercise equipment, or something to link the idea that you must persevere to pursue God's power.)

TEACHING OBJECTIVE

Use the five key learning points to help students understand and apply the Bible Passage.

TEACHING ACTIVITIES

1. Learning Points

Students use the list of words to fill in the blanks of the five learning points. Discuss.

2. Favorite Point

Students circle their favorite learning point. Ask volunteers to share why it is their favorite point.

3. Weekly Quiz

Students take the quiz that covers the Core Bible Story and Bible Passage. Review.

What We Learned

Philippians 3:13b-14



▶ PLAY HERE

Learning Points

FROM CORE BIBLE STORY
AND BIBLE PASSAGE

To see what we've learned so far from Philippians 3:13b-14, fill in the blanks in the five learning points below with one of these words:

kingdom • leave • headed • finish • eternal



Christians can **leave** their former life behind.



We should live our lives fully for **kingdom** time.



Our goal is to **finish** this life well for the Lord.



The prize for living for Christ is **eternal** life.




Christ followers are **headed** to be with God.



Choose your favorite learning point from the list above, and explain what it means to you.

Answers will vary.



Weekly Quiz

FROM CORE BIBLE STORY
AND BIBLE PASSAGE

1. Why does Gideon take Purah with him?
He was fearful and God allowed it.
2. Read Judges 7:12 and identify what simile is used to describe how many Midianites and Amalekites were in the camp. **Thick as locusts.**
3. What means did God use to plant fear in the enemy? **A dream.**
4. Name two ways you see God at work in Gideon's story.
Choices are: Choosing the warriors; speaking to Gideon; sending Gideon to the camp to listen; giving a dream to the Midianites.
5. In Philippians 3:13b–14, what two activities does Paul tell us that he does?
Forgetting the past and straining toward what is ahead.
6. Why does he do these activities?
He had left a desperate life behind, and he wanted the prize of being called by Jesus.
7. Where do you need to look in order to leave the past behind?
Toward what is ahead—the kingdom of God!

TEACHER'S NOTES

TEACHING OBJECTIVE

Use the three application statements below for the students to reflect on what they've learned.

TEACHING ACTIVITIES

Adventure Wrap-up

Have the students write out their thoughts. You can also come up with an additional application or personal story to share during this activity.

One thing from the lesson that challenged me this week is:

This is what I thank God for (my praise):

This is how I can live out what I learned this week at home:

UNITS 3 & 4

Core Bible Story: 1 Samuel 17:32–49

Adventures in the display of God's supremacy continue as David defeats Goliath with God's power!


Unit 3 Bible Passage: 1 Samuel 17:45

Unit 4 Bible Passage: Romans 8:38b–39

Two powerful Bible Passages emerge to parallel the Core Bible Story as we discover that the enemies of God can be defeated when we rely on God's power.

**LET'S CONTINUE TO DISCOVER
THE DISPLAY OF GOD'S SUPREMACY!**





1 Samuel 17:32–49

BACKGROUND

Lesson Target


God's supremacy is displayed in His name. God used the skills and talents that David was blessed with to defeat the giant. We can trust that as we are faithful and obedient, God will use us for His glory.

Lesson Setting

This Core Bible Story happens after the time of Gideon. The last judge, Samuel is still alive, and so is the first king, Saul. In this famous encounter, we see two armies at a standoff. For forty days the Philistine giant had come out and challenged the Israelite army. Just two chapters prior to this event (1 Samuel 14:47–48), we learn that Saul had become king over Israel and had victory over all of Israel's enemies, but now this same army was terrified. David, probably a young teen, was sent to the battle lines so that his father (Jesse) could know of the safety of his other sons. While

there, David heard Goliath's defiance of God's army and was indignant that this Philistine would disrespect God. He presented his willingness to fight Goliath to Saul, citing how God had prepared him to "beat the odds" while he had been protecting his family's sheep.

David, because of his faith in God, viewed Goliath differently than all the others on the battlefield. His great faith in God caused him to pause and announce to all that the battle belonged to God, and the victory would be the Lord's.




Teacher Helps

Scriptures

- Joshua 4:24; 2 Kings 19:19; 1 Kings 8:43; Daniel 3:29—God's supremacy displayed in another's defeat
- Deuteronomy 28:6–8; Psalm 17:7; John 13:17; 1 Peter 2:12—blessing in obedience to God
- Ephesians 2:10; 2 Corinthians 5:5—God prepares our way
- 1 Corinthians 1:27; 2 Corinthians 12:18—God chooses the weak

Biblical Concepts

God's call and preparation, trust, fear, overcoming enemies



This Unit's Connection

UNIT 3

Core Bible Story & Bible Passage

The weekly passage comes from the Core Bible Story. When the young David went against the mighty Goliath, he said, "I come against you in the name of the Lord Almighty."

The Philistines had attacked Israel and wanted to make them subjects of the Philistine king. In those days, Israel was a nation whose highest King was God. God had created the nation to demonstrate to all nations who He was so they might come to Him.

But the Philistines had something else


in mind: make Israel part of Philistia and prove their gods were stronger than God. Their champion, Goliath, defied God.

David knew the Pentateuch (the first five books of the Bible) well, so he knew the Philistines' plan was not God's plan and that God wanted Israel's armies to defeat the Philistines. When everyone else was afraid, he had courage because he was certain he was coming in the name of the Lord Almighty. He was doing what God called him to do.



ONLINE HIGHLIGHTS

1. Young David stood tall because he knew God would fight his battle.
2. David knew the score: God had already delivered him from a lion and a bear.
3. David faced Goliath with one weapon: the name of the Lord God Almighty.
4. The God who gave David victory is the same God we can trust today.
5. In the presence of Almighty, there is power in your game!
6. David knew the outcome: Goliath defied God and would lose the battle.
7. Even the weakest part of God is stronger than man's strength.
8. With God, there is power in your game and victory to claim.
9. No battle is too big for God. Let Him take on your biggest challenges.
10. With God's power, David didn't need weapons to defeat Goliath.
11. In the name of the Lord Almighty, David came against his enemy.
12. Goliath had earthly weapons, but David's weapon was God.
13. David's weapon was calling on the name of the Lord Almighty to help him win.
14. David was confident because he knew the battle belonged to the Lord.
15. God's army cowered from Goliath, but David battled against him.



Core Bible Story

1 SAMUEL 17:32-40 DAVID DEFEATS GOLIATH
(PART I—STORY CONTINUES IN UNIT 4)

³² David said to Saul, "Let no one lose heart on account of this Philistine; your servant will go and fight him."

³³ Saul replied, "You are not able to go out against this Philistine and fight him; you are only a boy, and he has been a fighting man from his youth."

³⁴ But David said to Saul, "Your servant has been keeping his father's sheep. When a lion or a bear came and carried off a sheep from the flock, ³⁵ I went after it, struck it and rescued the sheep from its mouth. When it turned on me, I seized it by its hair, struck it and killed it. ³⁶ Your servant has killed both the lion and the bear; this uncircumcised Philistine will be like one of them, because he has defied the armies of the living God. ³⁷ The Lord who delivered

me from the paw of the lion and the paw of the bear will deliver me from the hand of this Philistine."

Saul said to David, "Go, and the Lord be with you."

³⁸ Then Saul dressed David in his own tunic. He put a coat of armor on him and a bronze helmet on his head. ³⁹ David fastened on his sword over the tunic and tried walking around, because he was not used to them.


"I cannot go in these," he said to Saul, "because I am not used to them." So he took them off. ⁴⁰ Then he took his staff in his hand, chose five smooth stones from the stream, put them in the pouch of his shepherd's bag and, with his sling in his hand, approached the Philistine.

MEANING MATCH

1 SAMUEL 17:32-40

Draw a line from each phrase on the left to the definition on the right that matches its meaning in the Core Bible Story.

1. On account of		a. Loose fitting garment
2. Philistine		b. Healthy red color
3. Seized		c. Took hold of
4. Defied		d. Saved
5. Delivered		e. Dead bodies
6. Tunic		f. Go against
7. Shield bearer		g. Because of
8. Ruddy		h. Hated
9. Despised		i. Protector
10. Carcasses		j. Person from Philistia



Core Bible Story Discussion

1 SAMUEL 17:32–40 DAVID DEFEATS
GOLIATH

Read 1 Samuel 17:32–35. When David offered to fight, what did Saul say?

He told David he was just a boy against an opponent who had been a fighting champion for many years.

How did David respond?

He shared his experience in rescuing his sheep from a lion and a bear.

Look up 1 Samuel 17:36–37. Why did David say Goliath would be like the lion and the bear?

Because he defied the armies of the living God.

Whom did David say would deliver him?

The Lord.

Look up 1 Samuel 17:38–39. In what did Saul dress David?

His own tunic with a coat of armor and a bronze helmet.

Did David wear the tunic and armor?

No. He was not used to them and they hindered him.

Look up 1 Samuel 17:40. With what did David choose to fight Goliath?

He carried his staff, put five smooth stones in his shepherd's bag, and held his sling in his hand.

Was he ready to fight Goliath?

Yes. With confidence, he approached the Philistine and counted on God for the victory.

TEACHING OBJECTIVE

Teach the Core Bible Story to help students grasp the main idea.

TEACHING ACTIVITIES

1. Core Bible Story

After sharing the story background from the lesson introduction page, let students read the story and discuss the main idea.



2. Core Bible Story Discussion

Have students read the specific verses and answer the questions. Discuss their answers.

3. Meaning Match

Students match key words to the correct definition. From 1 Samuel 17:32–40.

TEACHING OBJECTIVE

Teach the unit's Bible Passage to help students grasp the main idea.

TEACHING ACTIVITIES

1. Explore Scripture

Let students read the passage as you share background and discuss the main idea.

2. Group Draw

In groups of six, each student draws a different part of the story in 1 Samuel 17:32–40 on separate paper

- 1 Samuel 17:32–37
- 1 Samuel 17: 38–39a
- 1 Samuel 17: 39b–40
- 1 Samuel 17: 41–44
- 1 Samuel 17: 45–47
- 1 Samuel 17: 48–49

Groups exchange their drawings with other groups and put the pictures in order.

3. Pair and Share (Verse)

Students talk with a partner and discuss what they think is most important about 1 Samuel 17:45.

4. Break the Code

Students complete the Break the Code activity on the Creative Page (SW page. 25) and discuss how the lesson target can be a part of their lives.



▶ PLAY HERE

Bible Passage 3

EXPLORATION AND DISCOVERY

1 Samuel 17:45

David said to the Philistine, "You come against me with sword and spear and javelin, but I come against you in the name of the Lord Almighty, the God of the armies of Israel, whom you have defied."

Group Draw

After playing Group Draw, write short titles for each of your group's drawings and list them below.

- 1 Samuel 17:32–37 **Answers will vary.**
- 1 Samuel 17:38–39a **Answers will vary.**
- 1 Samuel 17:39b–40 **Answers will vary.**
- 1 Samuel 17:41–44 **Answers will vary.**
- 1 Samuel 17:45–47 **Answers will vary.**
- 1 Samuel 17:48–49 **Answers will vary.**

Pair and Share (Verse)

1. Summarize what your partner thought was most important about 1 Samuel 17:45. **Answers will vary.**
2. Do you agree or disagree? Why? **Answers will vary.**


BREAK THE CODE

1 SAMUEL 17:32–40

Break the code using the code chart below. Find each coded number on the top row to select the correct letter on the bottom row. Write out the correct phrase on the lines below.

1	2	3	4	5	6	7	8	9	10	11	12	13	14	15	16	17	18	19	20	21	22	23	24	25	26
A	B	C	D	E	F	G	H	I	J	K	L	M	N	O	P	Q	R	S	T	U	V	W	X	Y	Z

W	E	C	A	N	F	I	G	H	T	A	G	A	I	N	S	T
23	5	3	1	14	6	9	7	8	20	1	7	1	9	14	19	20
S	P	I	R	I	T	U	A	L	E	N	E	M	I	E	S	
19	16	9	18	9	20	21	1	12	5	14	5	13	9	5	19	
W	I	T	H	G	O	D	S	H	E	L	P					
23	9	20	8	7	15	4	19	8	5	12	16					



YOU GOT GAME (IT'S IN THE NAME)

1 SAMUEL 17:45

TEACHING OBJECTIVE

Use the gift of music to explore the Bible Passage that inspired the song lyrics.

TEACHING ACTIVITIES

Song Scramble

Let students hear the song and try to unscramble five lyrics in their workbook as they sing along.

YOU GOT GAME (IT'S IN THE NAME)

David stood tall in a fighting-man war
Said to Saul I am ready to go
Goliath talks trash with a spear and a sword
But I come in the Name of the Lord
I can win big when it's God he ignores
All you need is to give me the floor
Remember He delivered me before—I know the score

I got game—it's in the Name
In the presence of Almighty there is power in my game
I got game—it's in the Name
In the presence of Almighty there is victory to claim
Yeah, I got game!

You can stand tall in a spiritual war
Look to God as you step to the fore
The people turn brash with a sneer and a roar
But you call on the Name of the Lord
You can win big when it's faith you perform
All you need is to trust all the more
Remember He defended you before—you know the score

You got game—it's in the Name
In the presence of Almighty there is power in your game
You got game—it's in the Name
In the presence of Almighty there is victory to claim
Yeah, you got game!

The foolishness of God is wiser than man thinks
The weakest part of God is stronger than man's strength



SONG SCRAMBLE

Listen to the song and unscramble these five words:

1. tlal | 2. ddeeevrl | 3. ilmca | 4. alcl | 5. ftahi

1. tall 2. delivered 3. claim 4. call 5. faith

TEACHING OBJECTIVE

Further explore the unit's Bible Passage to help students apply its meaning.

TEACHING ACTIVITIES

1. Explore Scripture


Let students read the passage as you share background and discuss the main idea.

2. Advertise It

Students develop a magazine advertisement that shows that God's name is bigger than any other powers, as described in the Bible story.

3. Pair and Share (Truth)

Students pair up and discuss an example of how they apply the truth that His name is bigger than any powers in their lives.



▶ PLAY HERE

Bible Passage 3


EXPLORATION AND DISCOVERY

1 Samuel 17:45

David said to the Philistine, "You come against me with sword and spear and javelin, but I come against you in the name of the Lord Almighty, the God of the armies of Israel, whom you have defied."

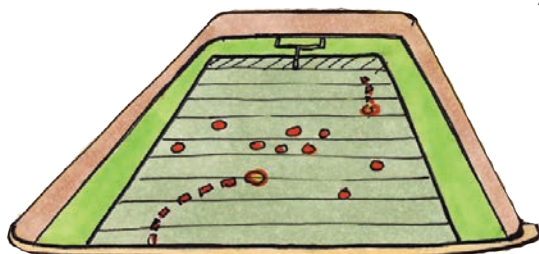
Advertise It

Create a magazine advertisement that shows that God's name is bigger than any other powers as described in the Bible story found in 1 Samuel 17:32–49. Use illustrations and words to explain 1 Samuel 17:45 and describe why it matters that there is no name more powerful than the Lord Almighty.



Pair and Share (Truth)

After discussing with a partner, explain how you can apply the truth that His name is bigger than any powers in your life. **Answers will vary.**



What We Learned

1 Samuel 17:45








▶ PLAY HERE

Learning Points

FROM CORE BIBLE STORY
AND BIBLE PASSAGE

To see what we've learned so far from 1 Samuel 17:45, fill in the blanks in the five learning points below with one of the key words:

relied • victory • name • weapons • confidence

-  David spoke to Goliath with **confidence** from the Lord.
-  Goliath **relied** on weapons, but David looked to God.
-  Goliath had three **weapons**: sword, spear, and javelin.
-  David had one weapon: the **name** of the Lord Almighty.
-  David predicted **victory** because Goliath defied God.

Choose your favorite learning point from the list above, and explain what it means to you.

Answers will vary.

TEACHING OBJECTIVE

Use the five key learning points to help students understand and apply the Bible Passage.

TEACHING ACTIVITIES

1. Learning Points


Students use the list of words to fill in the blanks of the five learning points. Discuss.


2. Favorite Point

Students circle their favorite learning point. Ask volunteers to share why it is their favorite point.

3. Weekly Quiz

Students take the quiz that covers the Core Bible Story and Bible Passage. Review.






Weekly Quiz

FROM CORE BIBLE STORY AND BIBLE PASSAGE

1. What reason does Saul give for David's inability to fight Goliath?
Inexperience and youth.
2. What is David's response? **He had gained experience with God's help while defending his father's sheep.**
3. In 1 Samuel 17:37, who does David say will defend him? **The Lord.**
4. What did David choose not to use because he was "not used to them"? **The king's armor.**
5. Do you think you would have used the armor? Why? **Answers will vary: would have used the armor out of fear, etc.**
6. Why do you think David chose five stones and not just one?
Answers will vary: to be ready to keep fighting, etc.
7. What were Saul's final words to David? **"Go, and the Lord be with you."**

TEACHER'S NOTES



This Unit's Connection

UNIT 4

Core Bible Story & Bible Passage

The powerful Goliath came against young David. David fought the stronger Goliath because he knew God was with him and would grant him victory.


We have powerful spiritual enemies coming against us. We can fight these stronger enemies because we know God

is with us and will grant us victory in the end. Romans 8:38b–39 tells us that nothing can separate us from the love of God, not even the spiritual powers that fight against us. We can come against our spiritual enemies in the power of the name of the Lord Almighty.



ONLINE HIGHLIGHTS

1. Nothing can separate us from God's big love.
2. The love of God came through Christ Jesus our Lord.
3. Not even angels, death, or life can separate us from God's love.
4. Once Jesus died for mankind, God's love was here to stay!
5. God's love is so big that He was willing to sacrifice His Son.
6. God endured the suffering of His Son to show us His love.
7. Not even demons, depth, or height can take God's love away.
8. God's love is for all mankind, so it's a massive love!
9. God is "big on me," which means He loves me.
10. God's love came through Jesus Christ.
11. God gave His great love to us by allowing His Son to die for the forgiveness of our sins.
12. No powers can keep us away from God's love because His love comes through Jesus.
13. Jesus endured the pain of the cross to die for mankind.
14. God's love is so colossal that it can't be measured.
15. The love of God was fully demonstrated through Jesus.



Core Bible Story

1 SAMUEL 17:41–49 DAVID DEFEATS GOLIATH
(PART II—STORY CONTINUES FROM UNIT 3)

⁴¹ Meanwhile, the Philistine, with his shield bearer in front of him, kept coming closer to David. ⁴² He looked David over and saw that he was only a boy, ruddy and handsome, and he despised him. ⁴³ He said to David, "Am I a dog, that you come at me with sticks?" And the Philistine cursed David by his gods. ⁴⁴ "Come here," he said, "and I'll give your flesh to the birds of the air and the beasts of the field!"

⁴⁵ David said to the Philistine, "You come against me with sword and spear and javelin, but I come against you in the name of the Lord Almighty, the God of the armies of Israel, whom you have defied. ⁴⁶ This day the Lord will hand you over to me, and

I'll strike you down and cut off your head. Today I will give the carcasses of the Philistine army to the birds of the air and the beasts of the earth, and the whole world will know that there is a God in Israel. ⁴⁷ All those gathered here will know that it is not by sword or spear that the Lord saves; for the battle is the Lord's, and he will give all of you into our hands."

⁴⁸ As the Philistine moved closer to attack him, David ran quickly toward the battle line to meet him. ⁴⁹ Reaching into his bag and taking out a stone, he slung it and struck the Philistine on the forehead. The stone sank into his forehead, and he fell facedown on the ground.

TEACHING OBJECTIVE

Review or continue the Core Bible Story to help students know and believe its meaning.

TEACHING ACTIVITIES

1. Core Bible Story

Let students read the story as you share background and discuss the main idea.

2. Core Bible Story Application

Have students read the three application steps in their workbooks. Discuss and let students share their answers.




Core Bible Story Application

1 SAMUEL 17:32–49 APPLICATION ACTIVITY

Application Step 1: What "giants" do you, or do Christians, battle? *Answers will vary.*

Application Step 2: What insults do these giants use to discourage? *Answers will vary.*

Application Step 3: Pray that the Lord will give you the right "stones" to battle the enemy.



▶ PLAY HERE

Bible Passage 4

EXPLORATION AND DISCOVERY

Romans 8:38b–39

Neither death nor life, neither angels nor demons, neither the present nor the future, nor any powers, **neither height nor depth, nor anything else in all creation, will be able to separate us from the love of God that is in Christ Jesus our Lord.**



Scripture Study

ROMANS 8:38b–39 APPLICATION ACTIVITY

ROMANS 8:1–2

Therefore, there is now no condemnation for those who are in Christ Jesus, because through Christ Jesus the law of the Spirit of life set me free from the law of sin and death.

EPHESIANS 2:4–5

But because of his great love for us, God, who is rich in mercy, made us alive with Christ even when we were dead in transgressions—it is by grace you have been saved.

PHILIPPIANS 3:8.

What is more, I consider everything a loss compared to the surpassing greatness of knowing Christ Jesus my Lord, for whose sake I have lost all things. I consider them rubbish, that I may gain Christ.

With a partner, read these passages: Romans 8:1–2; Ephesians 2:4–5; Philippians 3:8.

What main idea do these verses share?

These verses share the main idea that nothing can separate believers from the great love of God that is in Christ Jesus. Nothing can stop God from saving believers from sin and making them alive in Christ.

How do these verses help us understand Romans 8:38b–39?

These verses help us understand the massive love of God, which can set men free from sin and give them new life in Christ. Nothing in this world can compare to the greatness of knowing Christ as Lord.

Challenge: Is there anything in this world that is bigger than God's love?

Romans 8:38b–39 and the related verses above remind us that nothing in this world, whether seen or unseen, is bigger than God's love. Not death, life, angels, nor demons—or any other thing in all creation—can stop the love of God from reaching man, because of His great mercy. This is a great reminder for us as believers who should never forget that God loves us no matter where we find ourselves.



Haiku

Write a haiku based on 1 Samuel 17:32–49 or Romans 8:38b–39. A haiku is a three-line poem in which the first line has five syllables, the second has seven syllables, and the last has five syllables. Share your serious or humorous poem with a partner. **Answers will vary.**

TEACHING OBJECTIVE

Teach the unit's Bible Passage to help students grasp the main idea.

TEACHING ACTIVITIES

1. Explore Scripture

Let students read the passage as you share background and discuss the main idea.

2. Scripture Study

Students look up Scripture in their Bibles and cross-reference to increase understanding of Bible Passage. With a partner, students read and evaluate.



3. Haiku

Students write a haiku (a three-line poem of five syllables, then seven, then five) based on 1 Samuel 17:32–49 or Romans 8:38b–39, and then share it with others. (Search "Christian Haiku" for more examples to share with class.) Use Lesson Connection on page 29 as a resource.



TEACHING OBJECTIVE

Use the gift of music to explore the Bible Passage that inspired the song lyrics.

TEACHING ACTIVITIES

Tile Scramble

Let students hear the song and try to unscramble tiles in their workbook.

BIG ON ME

ROMANS 8:38b-39

BIG ON ME

Say it, two; say it, three—
He's so big on me!

I dig on the big Love of Jesus
'Cause God digs big on me
I dig on the big Love of Jesus
Man, it's somethin' to see
I dig on the big Love of Jesus
'Cause God digs big on me
I dig on the big Love of Jesus
Man, He suffered for me ... He's so big on me!

Nothing comes between us
Not angels, death or life
His Love is more colossal
Than the demons, depth or height
Nothing in creation can take His Love away
So high and low, so deep and wide
This massive Love is here to stay!



TILE SCRAMBLE

What can separate us from God's love?
Unscramble the tiles to reveal a message.

L O V	H I N	E O	F R O	G C	H E	M T	A R A
S E P	N O T	T E	A N	U S	O D .	F G	

N O T	H I N G	C A N	S E P	A R A T E	U S
F R O M	T H E	L O V E	O F	G O D .	




▶ PLAY HERE

Bible Passage 4

EXPLORATION AND DISCOVERY

Romans 8:38b–39


Neither death nor life, neither angels nor demons, neither the present nor the future, nor any powers, **neither height nor depth, nor anything else in all creation, will be able to separate us from the love of God that is in Christ Jesus our Lord.**



One-sentence Summary

Summarize the Bible Passage in Romans 8:38b–39 into one sentence that creatively incorporates all of who/what/when/where/why/how.

Answers will vary.



Create a Bookmark

1. Design three bookmarks to illustrate that nothing can separate us from the love of God. You may draw the verse in Romans 8:38b–39, write a few words that describe the key point, or show how you will apply this truth to your life.

2. Choose your favorite and create it!

TEACHING OBJECTIVE

Further explore the unit's Bible Passage to help students apply its meaning.

TEACHING ACTIVITIES

1. Explore Scripture

Let students read the passage as you share background and discuss the main idea.

2. One-sentence Summary

Students will summarize the Bible Passage in Romans 8:38b–39 in one sentence that creatively incorporates all of who/what/when/where/why/how. Then pair and share with a partner.

3. Create a Bookmark

Students design three different bookmarks to illustrate the Bible concept. Ideas include drawing the verse, using words to describe the key point, or showing how they apply this truth. Students choose their favorite to create with construction paper.

TEACHING OBJECTIVE

Use the five key learning points to help students understand and apply the Bible Passage.

TEACHING ACTIVITIES

1. Learning Points

Students use the list of words to fill in the blanks of the five learning points. Discuss.

2. Favorite Point

Students circle their favorite learning point. Ask volunteers to share why it is their favorite point.

3. Weekly Quiz

Students take the quiz that covers the Core Bible Story and Bible Passage. Review.

What We Learned

Romans 8:38b-39



▶ PLAY HERE

Learning Points

FROM CORE BIBLE STORY
AND BIBLE PASSAGE

To see what we've learned so far from Romans 8:38b-39, fill in the blanks in the five learning points below with one of these words:

creation • prevent • through • future • death



Life or **death** can't separate us from God's love.



God expressed His love for us **through** His Son Jesus.



The present or the **future** can't take God's love away.



No angel or demon can **prevent** God from loving us.




Nothing in all **creation** is bigger than the love of God.



Choose your favorite learning point from the list above, and explain what it means to you.

Answers will vary.



Weekly Quiz

FROM CORE BIBLE STORY
AND BIBLE PASSAGE

1. Who accompanied Goliath?
His shield bearer.
2. Why do you think Goliath despised David?
His looks, courage, youth, and bravery were not what he expected in an opponent.
3. Was David fighting for fame, fortune, or defense of God? Why do you think this?
Defense of God. David kept stating that he was coming in God's name and that it was not his own battle.
4. To whom did this battle belong? **The Lord.**
5. What did David do as Goliath came closer? **Ran to meet him.**
6. What can separate us from God's love? **Nothing in all creation.**
7. Why do you think Paul, in Romans 8:38b–39, describes our love as "being in Christ Jesus"?
Answers will vary: God allowing His son to die for us is evidence of unconditional love, etc.

TEACHER'S NOTES



TEACHING OBJECTIVE

Use the three application statements below for the students to reflect on what they've learned.

TEACHING ACTIVITIES

Adventure Wrap-up

Have the students write out their thoughts. You can also come up with an additional application or personal story to share during this activity.

A song lyric that challenged me and why:

God did this in my life this week:

This is what I want to say to God (my prayer):

UNITS 5 & 6

Core Bible Story: Genesis 45:1–8; 50:15–21

Adventures in the display of God's supremacy continue as Joseph trusts God through trials!


Unit 5 Bible Passage: Romans 8:28

Unit 6 Bible Passage: 1 John 1:8–9

Two powerful Bible Passages emerge to parallel the Core Bible Story as we discover that the enemies of God can be defeated when we rely on God's power.

**LET'S CONTINUE TO DISCOVER
THE DISPLAY OF GOD'S SUPREMACY!**





Genesis 45:1–8; 50:15–21

BACKGROUND

Lesson Target

God's supremacy is displayed in His purpose. When we are fully submitted and committed to God's plan, we will see God's supremacy reign over and in our circumstances.


Lesson Setting

This Core Bible Story takes place before the time of Moses. The nation of Israel doesn't exist yet: there's just a man named Israel, his twelve sons, and their families.

In this Core Bible Story we see God's hand working in one man's life (Joseph) as a means to saving a nation. Joseph wasn't able to fully see it at the time, but God had a purpose in all of his ups and downs and twists and turns. He was betrayed, sold, falsely accused, imprisoned, and forgotten. Through all of this he honored God in his words and attitude, and he fully trusted that God had a unique purpose for his life. In this portion of Joseph's story, he is reunited with his

brothers. To their surprise (for they had betrayed him), Joseph shows them love and grace, and he says that it is God, not his family, rulers, or government, who is in charge of his life. Joseph neither blamed others nor took credit for his having attained status and power. He continually submitted to God and gave Him credit every step of the way.

Throughout Joseph's story we see the phrase, "the Lord was with Joseph." This truth was something that Joseph knew deep in his soul and that he counted on and rested in. Joseph's hardships led to God's blessing, and his trust in God through them is a model for believers today.




Teacher Helps

Scriptures

- Acts 7—Joseph's story cited
- Psalm 143:10; Matthew 26:42; Romans 12:2; Hebrews 13:21—submit to God
- Proverbs 28:13; Acts 8:22; James 4:8–10; 1 John 1:9—repentance

Biblical Concepts

God's providence, a servant's heart, repentance, forgiveness, trust



This Unit's Connection

UNIT 5

Core Bible Story & Bible Passage

Ten of Joseph's eleven brothers hated him because his father favored him. They captured him and sold him as a slave. Joseph ended up in Egypt. Though he served his master well, a false accusation from his master's wife landed him in jail. Eventually, though, God worked miraculously through Joseph by having him interpret Pharaoh's dream about an upcoming famine. Pharaoh promoted Joseph to his second-in-command, and Joseph saved many lives. This was God's purpose for Joseph's life all along.

Despite all his hardships, Joseph could tell God was with him. When he ended up


as Pharaoh's second-in-command, he realized that God had worked all the terrible things in his life for good: his own good and the good of many people. The hard things were a part of God's great purpose for Joseph: saving lives.

Joseph's story shows us the promise of Romans 8:28: in all things God works for the good of those who love him and have been called according to His purpose. When bad things happen, we can remember this promise. God will work them for good, just like he worked the bad things in Joseph's life for good. God has a purpose for our lives and He'll fulfill that purpose.



ONLINE HIGHLIGHTS

1. Life isn't always fair, but God always has a purpose.
2. Joseph was treated unfairly, but he never stopped trusting God.
3. God works for the good of those who love Him.
4. No one had it worse than Joseph, so any of us can trust God.
5. Joseph knew he could not interpret Pharaoh's dreams, but God could.
6. God allows for bad to turn to good so that our faith in Him grows.
7. No matter how big the challenge, God can turn around our whole life!
8. Joseph knew the truth: his brothers didn't send him to Egypt; God did.
9. Joseph never doubted God as the perfect plan for his life unfolded.
10. God has a purpose for those who love Him.
11. God works for our growth in both good and bad events.
12. God allows experiences in our lives to help us trust Him more.
13. God calls believers to live their lives through faith in His Son.
14. According to the song lyrics, Joseph was clear for all to hear that only God could lead the way.
15. Joseph trusted God even when things didn't go well for him.



Core Bible Story

GENESIS 45:1–8 JOSEPH TRUSTS GOD
(PART I—STORY CONTINUES IN UNIT 6)

¹ Then Joseph could no longer control himself before all his attendants, and he cried out, "Have everyone leave my presence!" So there was no one with Joseph when he made himself known to his brothers. ² And he wept so loudly that the Egyptians heard him, and Pharaoh's household heard about it.

³ Joseph said to his brothers, "I am Joseph! Is my father still living?" But his brothers were not able to answer him, because they were terrified at his presence.

⁴ Then Joseph said to his brothers, "Come close to me." When they had done

so, he said, "I am your brother Joseph, the one you sold into Egypt! ⁵ And now, do not be distressed and do not be angry with yourselves for selling me here, because it was to save lives that God sent me ahead of you. ⁶ For two years now there has been famine in the land, and for the next five years there will not be plowing and reaping. ⁷ But God sent me ahead of you to preserve for you a remnant on earth and to save your lives by a great deliverance.

⁸ "So then, it was not you who sent me here, but God. He made me father to Pharaoh, lord of his entire household and ruler of all Egypt."

Unscramble the Sentence


Can you find and unscramble the sentence below?

The sentence is twelve words long and has been taken from the story, but three words have been added below that don't belong.

Write out the sentence.

of/ahead/you/it/to/that/lives/brothers/God/was/sent/me/
save/famine/preserve

It was to save lives that God sent me ahead of you.



Core Bible Story Discussion

GENESIS 45:1–8 JOSEPH TRUSTS GOD

Read Genesis 45:5. Why did Joseph tell his brothers not to be angry with themselves?

Good came despite their bad choices and God used Joseph for His divine purpose in Egypt.

How do you think the brothers received his forgiving attitude?

They were shocked, amazed, humbled, and relieved.

Read Genesis 45:6. What was the condition of Egypt and its people at the time of their reunion?

There had been two years of famine and still five more years to come.

Does it sound like Egypt was in trouble?

Yes, people were starving and could not help themselves by farming land that was barren.

Read Genesis 45:7. What did Joseph tell his brothers his God-given mission was?

To go before them and preserve their lives.

Was Joseph good with this?

Yes. He knew God led him there and would empower him to help save the people.

Read Genesis 45:8. Who did Joseph say sent him to Egypt?

God, not his brothers, to become ruler in Egypt.

Did his brothers still hate him?

No. They were humbled by his forgiveness and the awesome role God gave him.

TEACHING OBJECTIVE

Teach the Core Bible Story to help students grasp the main idea.

TEACHING ACTIVITIES

1. Core Bible Story

After sharing the story background from the lesson introduction page, let students read the story and discuss the main idea.

2. Core Bible Story Discussion

Have students read the specific verses and answer the questions. Discuss their answers.



3. Unscramble the Sentence

Students complete the Unscramble the Sentence activity and discuss how the lesson target can be a part of their lives.

TEACHING OBJECTIVE

Teach the unit's Bible Passage to help students grasp the main idea.

TEACHING ACTIVITIES

1. Explore Scripture

Let students read the passage as you share background and discuss the main idea.

2. Art Mix-up

Students cut paper into four pieces, draw one part of the story from Genesis 45:7–8 on each piece, mix them up, and have a partner put their illustrations in order.

3. Pair and Share

Students talk with a partner and discuss what they think about Genesis 45:7–8.



▶ PLAY HERE

Bible Passage 5

EXPLORATION AND DISCOVERY

Romans 8:28



And we know that in all things God works for the good of those who love him, who have been called according to his purpose.


Art Mix-up

1. Cut a separate piece of paper into four pieces. Draw one part of the story (see below) on each piece. Mix up the pieces of paper and have a partner put your illustrations in order.
2. Using two or three words, title each picture and record in your book.

- Genesis 45:1–2 *Answers will vary.*
- Genesis 45:3–4 *Answers will vary.*
- Genesis 45:5–6 *Answers will vary.*
- Genesis 45:7–8 *Answers will vary.*

Pair and Share

1. Summarize what your partner thought was most important about Genesis 45:7–8.
Answers will vary.
2. Do you agree or disagree? Why?
Answers will vary.



BAD TO GOOD

ROMANS 8:28

TEACHING OBJECTIVE

Use the gift of music to explore the Bible Passage that inspired the song lyrics.

TEACHING ACTIVITIES

Song Scramble

Let students hear the song and try to unscramble five lyrics in their workbook as they sing along.

BAD TO GOOD

○ You're all hey-what about the evil things
In the world today?
And I'm all hey-talk to Joseph
'Cause the ball never bounced his way
And you're all hey-life ain't fair
Is this the way it's really supposed to be?
And I'm all reminding you of Joseph from the B-I-B-L-E
So break it down with me...

Joseph took a little tumble in a pit one day
Hit the bottom when his brothers tried to hide him away
Father was betrayed, brothers sold him as a slave
Ran from sin but couldn't win was thrown in prison anyway
Pharoah called to say, "Tell my dreams with no delay"
Jo' was clear for all to hear
That only God could lead the way
When he saved the day, Pharoah put him on display
○ In the end forgave his brothers face to face
And they could hear him say...

From bad to good in all things
God works for good in all things
What's meant for evil God turns it around
From bad to good, yeah
From bad to good in all things
God works for good in all things
For those who love Him, who have been called
From big to small He turns it all from bad to good!



SONG SCRAMBLE

Listen to the song and unscramble these five words:

1. sbrreoth | 2. rtebyade | 3. vesla | 4. vgeaorf | 5. odog

1. brothers 2. betrayed 3. slave 4. forgave 5. good

TEACHING OBJECTIVE

Further explore the unit's Bible Passage to help students apply its meaning.

TEACHING ACTIVITIES

1. Explore Scripture

Let students read the passage as you share background and discuss the main idea.

2. Teacher Storytelling

Tell a story from your own life that illustrates how God works for good in all things. Include how God used a difficult situation and turned it around for good. Ask students to explain why this applies the truth.



3. Scripture Scrambler

Divide Romans 8:28, into twelve sections. Provide twelve students with sheets of paper and assign those students to write one section of the verse in large, neat print. Ask these students to stand in front of class (at random), each holding their own section of the verse so all can see. Choose a student to arrange their classmates in the correct verse order, while the other students observe. After verse is in the correct order, each student standing should give their paper to a seated student and return to their desk. Choose another student to put verse in order, and repeat activity until most students know the verse.



▶ PLAY HERE

Bible Passage 5

EXPLORATION AND DISCOVERY

Romans 8:28



And we know that in all things God works for the good of those who love him, who have been called according to his purpose.

Teacher Storytelling


How does your teacher's story demonstrate the key point of the Bible story that God works for good in all things?

Answers will vary.

Scripture Scrambler

After the Scripture Scrambler activity, do this:

1. Cover the verse (don't peek) and write out Romans 8:28 from memory here.
2. Rewrite the verse in your own words. Answers will vary.



What We Learned

Romans 8:28








▶ PLAY HERE

Learning Points

FROM CORE BIBLE STORY
AND BIBLE PASSAGE

To see what we've learned so far from Romans 8:28,
fill in the blanks in the five learning points below with one
of the key words:

trials • bad • according • love • faith

-  God is with believers through the **bad** and good.
-  Even through **trials** in life, God works for our good.
-  God is always in care of those who **love** Him.
-  God calls believers **according** to His plan and will.
-  God's purpose is for man to come to **faith** in Him.

Choose your favorite learning point from the list above,
and explain what it means to you.

Answers will vary.

TEACHING OBJECTIVE

Use the five key learning points to help students understand and apply the Bible Passage.

TEACHING ACTIVITIES

1. Learning Points

Students use the list of words to fill in the blanks of the five learning points. Discuss.

2. Favorite Point

Students circle their favorite learning point. Ask volunteers to share why it is their favorite point.

3 Weekly Quiz

Students take the quiz that covers the Core Bible Story and Bible Passage. Review.






Weekly Quiz

FROM CORE BIBLE STORY AND BIBLE PASSAGE

1. How do you think Joseph may have proven that he was their brother?
Answers will vary: he spoke from his heart, etc.
2. After Joseph revealed himself, what did he ask his brothers?
He asked, "Is my father still alive?"
3. What emotions were his brothers feeling? Why? *Answers will vary: stress, fear because they had done wrong to Joseph, etc.*
4. Three times Joseph states, "God sent me here." What can we learn from that attitude?
To trust God and His purpose.
5. What did Joseph see as his purpose? *To save lives.*
6. How many years would the famine last? *Seven years.*
7. Who reaps the benefit of all things working out for good? *Those who love God, who are called according to His purpose.*

TEACHER'S NOTES



This Unit's Connection

UNIT 6

Core Bible Story & Bible Passage

When Joseph's brothers sold him as a slave, they lied to their father and said a wild animal had killed him. They denied their sin. But when they came to Egypt to get grain, Joseph recognized them. He tested them by making them bring the youngest brother, Benjamin, to him (their father favored Benjamin too). When he saw they hadn't mistreated Benjamin like they mistreated him and they were actually willing to give their lives to protect Benjamin, he revealed himself to them.

They expected Joseph to punish them but he didn't. They went back to their father, Israel, and confessed their sin to him. The entire extended family returned to Egypt so Joseph could care for them. When their father died, the brothers feared Joseph's good will

wouldn't last. They claimed Israel had asked Joseph to forgive them, and they offered themselves as slaves, which was the appropriate punishment for their having sold him as a slave.


But Joseph's forgiveness was complete. He knew God had used their sin to work good in many people's lives. He didn't put himself in the place of God who says He is the only one who avenges wrongs. Only He knows who is truly repentant and who needs further discipline.

First John 1:8–9 tells us not to deny our sins, but to confess them. If we confess them, God is faithful and will forgive our sins, just like Joseph forgave his brothers. God goes even further: He cleanses us from all unrighteousness.



ONLINE HIGHLIGHTS

1. If we're willing to ask, God is willing to forgive.
2. Doing a "180" means turning from sin to ask for forgiveness.
3. Confess your sin to God to put Him on the throne of your life.
4. We can "go uptown," which means to pray and be cleansed from sin.
5. When we're forgiven, we walk with a crown of joy that comes only from God.
6. God doesn't want us living in shame on our own. He wants us to come to Him.
7. Stop your sin and go to God. A joyful relationship awaits!
8. Hanging on to sin brings guilt and misery. Let it go and give it to God.
9. The door is always open for God's forgiveness because He is faithful.
10. We fool ourselves if we think we are without sin.
11. God forgives confessed sin.
12. The first step to faith is admitting our sin.
13. According to the song lyrics, let the mercy of forgiveness be your crown.
14. God invites us to confess our sins, not deny that we sin.
15. God will never forget to forgive.



Core Bible Story

GENESIS 50:15–21 JOSEPH TRUSTS GOD
(PART II—STORY CONTINUES FROM UNIT 5)

¹⁵ When Joseph's brothers saw that their father was dead, they said, "What if Joseph holds a grudge against us and pays us back for all the wrongs we did to him?" ¹⁶ So they sent word to Joseph, saying, "Your father left these instructions before he died: ¹⁷ 'This is what you are to say to Joseph: I ask you to forgive your brothers the sins and the wrongs they committed in treating you so badly.' Now please forgive the sins of the servants of the God of your father." When their

message came to him, Joseph wept.

¹⁸ His brothers then came and threw themselves down before him. "We are your slaves," they said.

¹⁹ But Joseph said to them, "Don't be afraid. Am I in the place of God?"

²⁰ You intended to harm me, but God intended it for good to accomplish what is now being done, the saving of many lives.

²¹ So then, don't be afraid. I will provide for you and your children." And he reassured them and spoke kindly to them.

TEACHING OBJECTIVE

Review or continue the Core Bible Story to help students know and believe its meaning.


TEACHING ACTIVITIES

1. Core Bible Story

Let students read the story as you share background and discuss the main idea.

2. Core Bible Story Application

Have students read the three application steps in their workbooks. Discuss and let students share their answers.




Core Bible Story Application

GENESIS 45:1–8; 50:15–21 APPLICATION ACTIVITY

Application Step 1: What is a difficult or unfair situation that you are currently encountering? *Answers will vary.*

Application Step 2: Ponder for a few minutes some of the amazing ways that God could work it out for His glory and your good. *Answers will vary.*

Application Step 3: Submit to God's plan; talk with Him about it.



▶ PLAY HERE

Bible Passage 6

EXPLORATION AND DISCOVERY

1 John 1:8–9



If we claim to be without sin, we deceive ourselves and the truth is not in us. If we confess our sins, he is faithful and just and will forgive us our sins and purify us from all unrighteousness.



Scripture Study

1 JOHN 1:8–9 APPLICATION ACTIVITY

DEUTERONOMY 7:9

Know therefore that the LORD your God is God; he is the faithful God, keeping his covenant of love to a thousand generations of those who love him and keep his commands.

PSALM 32:5

Then I acknowledged my sin to you and did not cover up my iniquity. I said, "I will confess my transgressions to the LORD"—and you forgave the guilt of my sin.

PROVERBS 28:13

He who conceals his sins does not prosper, but whoever confesses and renounces them finds mercy.

TEACHING OBJECTIVE

Teach the unit's Bible Passage to help students grasp the main idea.

TEACHING ACTIVITIES

1. Explore Scripture

Let students read the passage as you share background and discuss the main idea.

2. Scripture Study

Students look up Scripture in their Bibles and cross-reference to increase understanding of Bible Passage. With a partner, students read and evaluate.



3 Pair and Share (Truth)

Students pair up and discuss how God forgives and restores us when we confess our sins.

With a partner, read these passages: Deuteronomy 7:9; Psalm 32:5; Proverbs 28:13.

What main idea do these verses share?

These verses share the main idea that Christ followers are just a prayer away from receiving the joy of God's forgiveness. God is always willing to forgive; we must simply be willing to confess first.

How do these verses help us understand 1 John 1:8–9?

These verses help us understand that God is always faithful and never runs out of love and mercy for His creation. God's forgiveness doesn't happen by chance, and His mercy always finds those who confess.

Challenge: What is the opposite of confessing sin and receiving forgiveness? Which is better?

First John 1:8–9 and the related verses above remind us that the opposite of confessing our sin to God and receiving His forgiveness is either denying that we have sin, or covering it up and hiding it from God. While forgiveness cleanses us from all unrighteousness and makes us right with God, hidden sin brings us guilt and shame and keeps us from serving God and staying in step with Him.



Pair and Share (Truth)

Read 1 John 1:8–9. Discuss with a partner what you should do, and what God promises. Write your response here. *Answers will vary.*

TEACHING OBJECTIVE

Use the gift of music to explore the Bible Passage that inspired the song lyrics.

TEACHING ACTIVITIES

Tile Scramble

Let students hear the song and try to unscramble tiles in their workbook.

ONE-EIGHTY

1 JOHN 1:8-9

ONE-EIGHTY

If we claim we never sin
It's us we're foolin'

Keep it in and sin will always weigh us down
If we're willing to repent
The door is open faithfully
Turn around and we will walk on holy ground

So come clean and go uptown
He will never let you down
Let the mercy of forgiveness be your crown

Do a one-eighty, 1-8-0
Starting all over stop and go
Never believe we're on our own
And feel God's mercy overflow
Do a one-eighty, 1-8-0
Starting all over let it go
Gotta believe He's on the throne
And do a one-eighty, 1-8-0!



TILE SCRAMBLE

What happens when we confess our sins to God?
Unscramble the tiles to reveal a message.

A	N	R	G	I	S	.	G	O	D	V	E	S	S	U	F	O	R	E
D	R	E	S	T														

G	O	D	F	O	R	G	I	V	E	S			
A	N	D	R	E	S	T	O	R	E	S	U	S	.



▶ PLAY HERE

Bible Passage 6

EXPLORATION AND DISCOVERY

1 John 1:8–9



If we claim to be without sin, we deceive ourselves and the truth is not in us. If we confess our sins, he is faithful and just and will forgive us our sins and purify us from all unrighteousness.

Song/Verse Connection

Have you ever done a 180° on a skateboard? It means to turn and go in the opposite direction. Explain how one-eighty reflects the meaning of 1 John 1:8–9. After writing your answer, discuss your ideas with a partner.

Answers will vary.

Team Silence

1. After your team gets the correct order of 1 John 1:8–9, cover the verse (don't peek) and write it out from memory here.

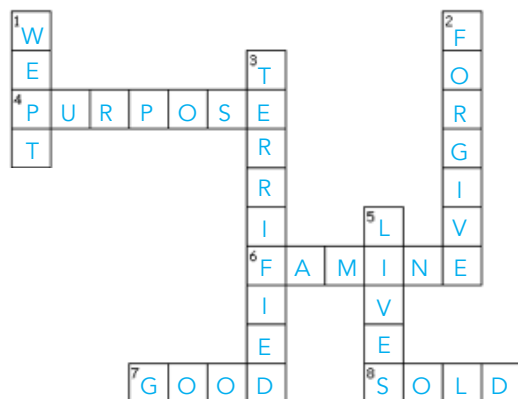
2. Rewrite the verse correctly. If you already wrote it correctly, rewrite it in your own words.

Answers will vary.

CROSSWORD

Fill in the correct answers, one letter per square, both across and down, from the given clues.

Direct students to their Creative Page (SW page 41) to do their work.



Across

- God had a _____ for Joseph's life, even when things were difficult.
- Shortage of food in the land.
- Even though the brothers meant to harm Joseph, God intended it for _____.
- Joseph's brothers _____ him into slavery.

Down

- Joseph _____ loudly when he made himself known to his brothers.
- Joseph's brothers asked him to _____ them.
- The brothers were _____ when they realized Joseph was very powerful in Egypt.
- God sent Joseph ahead to save _____.

TEACHING OBJECTIVE

Further explore the unit's Bible Passage to help students apply its meaning.

TEACHING ACTIVITIES

1. Explore Scripture

Let students read the passage as you share background and discuss the main idea.

2. Song/Verse Connection

Listen to "One-eighty" and focus on how we should confess, then turn from our sin. Students discuss their ideas with a partner and respond in their workbooks.

3. Team Silence

Two teams compete to silently arrange themselves in the correct order of 1 John 1:8–9. Print out two copies of the verse in a large font and divide it into the same number of sections as half your class (e.g., for thirty students, divide verse into fifteen sections). Students will hold their section of the verse for all to see. The first group that puts themselves in the correct order, without talking, and is sitting down is the winner!



(Alternative prep: Divide the verse into sections, then direct students to write out one section per piece of paper neatly in large letters. Mix up the papers to be used by the opposing team.)

4. Crossword Puzzle

Students complete the Crossword Puzzle on the Creative Page and discuss how the lesson target can be a part of their lives.

TEACHING OBJECTIVE

Use the five key learning points to help students understand and apply the Bible Passage.

TEACHING ACTIVITIES

1. Learning Points

Students use the list of words to fill in the blanks of the five learning points. Discuss.

2. Favorite Point

Students circle their favorite learning point. Ask volunteers to share why it is their favorite point.

3. Weekly Quiz

Students take the quiz that covers the Core Bible Story and Bible Passage. Review.

What We Learned

1 John 1:8–9



▶ PLAY HERE

Learning Points

FROM CORE BIBLE STORY
AND BIBLE PASSAGE

To see what we've learned so far from 1 John 1:8–9, fill in the blanks in the five learning points below with one of these words:

fail • against • weighs • truth • clean



The simple **truth** from God is that all of us sin.



If we claim to be sinless we go **against** God's truth.



God will never **fail** to forgive our sin if we confess it.



When God forgives our sin He makes us completely **clean**.




Sin **weighs** us down, but forgiveness makes us pure.



Choose your favorite learning point from the list above, and explain what it means to you.

Answers will vary.



Weekly Quiz

FROM CORE BIBLE STORY
AND BIBLE PASSAGE

1. Of what were Joseph's brothers afraid?
That Joseph would want justice now that his father was dead.
2. What did they do in response to their fear?
Lied to Joseph.
3. What do you think they lacked in beliefs and character that caused this response?
Trust, a relationship with God.
4. Did they regret their past actions? Support your answer.
They knew now that they did wrong against Joseph and God.
5. Why wouldn't Joseph punish them?
He was not in the place of God, and he knew forgiveness was appropriate here.
6. How does 1 John 1:8–9 say we should handle our sin?
Recognize and confess that we have sin.
7. When we deal with our sin God's way, what will He do for us?
Purify and cleanse us from all unrighteousness.

TEACHER'S NOTES



TEACHING OBJECTIVE

Use the three application statements below for the students to reflect on what they've learned.

TEACHING ACTIVITIES

Adventure Wrap-up

Have the students write out their thoughts. You can also come up with an additional application or personal story to share during this activity.

This is the coolest thing I learned about God:

This is how I confessed and turned away from sin this week:

This is how I can live out what I learned this week at school:



Review of Units 1 and 2 Core Bible Story



(TE, pp. 4, 12; SW, pp. 2, 10)

Read Judges 7:1-14 (Parts I and II)— Gideon Defeats the Midianites

Read the Core Bible Story and instruct students to focus on the specific ways Gideon obeyed God and how the Lord encouraged Gideon. Gideon needed to persevere in obeying God, even when things got tough and what God called him to do seemed impossible. After reading the story, discuss the following questions in order to summarize the key points:

- 1) Why did God want to decrease the number of warriors in Gideon's army?
The Lord made Gideon's army weak in order to show that it was God's victory, and not a human victory.
- 2) How did God decrease the size of Gideon's army? How many warriors did Gideon start and end with?
First, God told Gideon to let anyone who was afraid to go home. Next, the Lord told Gideon to separate the men by how they drank water and only keep those who lapped the water. The army decreased in size from 32,000 to 300 warriors.
- 3) What did God promise Gideon?
The Lord said to Gideon, "With the three hundred men that lapped I will save you and give the Midianites into your hands."
- 4) The Lord tells Gideon that if he is afraid, he should go down to the camp and listen in to what they were saying. He would then be encouraged to attack the camp. What did Gideon see and hear when he was spying on the camp?
He saw many people and camels, as thick as locusts. However, he heard a man telling a friend a dream about a round loaf of barley bread tumbling into the Midianite camp and collapsing the tent. This encouraged Gideon that God would give the Midianites and their whole camp over to him.
- 5) What is the main point of the story?
Gideon had enemies who were more powerful than he, but Gideon had God's power on his side. Gideon trusted God, and God defeated his enemies in a humanly impossible way. We too have enemies and temptations that are more powerful than we are. We need to put on the full armor of God to win the battle over these challenges.



Review of Unit 1 Bible Passage



(TE, p. 6; SW, p. 4)

Ephesians 6:10–11

Ask a student to read the Bible Passage from page 4 and then close their workbook. Discuss: What is the main idea of the passage?

When we put on God's armor, He gives us His power to fight the temptations of the devil.

Choose one student to recite the passage from memory (may get help from classmates).

-or-

Students partner up and quiz each other on the passage. After a few minutes, choose one student to recite the passage to the class from memory.

Finally, be strong in the Lord and in his mighty power. Put on the full armor of God so that you can take your stand against the devil's schemes.



Review of Unit 1 Scripture Song



TE, p. 7; SW, p. 5)

"Game Face" (Ephesians 6:10–11)

(Play song in class by navigating online to the Media Player in the Teachers Menu)

Students turn to the Song Lyrics on page 5 of their Student Workbooks. While listening to the song, students write down their insights and make personal connections on the lyrics page (circle key words, underline action steps, write out what God is teaching them to do, rewrite main ideas in their own words, etc.).

Discuss: How does the song reflect the meaning of the passage?

There is a spiritual battle going on where Satan is trying to defeat us and pull us away from God. When we put our "Game Face" on, we use the armor of God to become strong in the Lord and fight against the devil's schemes or tricks. The armor of God includes: the belt of truth, the breastplate of righteousness, the shoes of gospel peace, the shield of faith, the helmet of salvation, and the sword of the Spirit, which is the Word of God.



Review of Unit 1 Motto



▶ PLAY HERE

(Play video in class by navigating online to Rewind: LEARNING REVIEW in the Weekly Menu)

Play the Motto Buster Video in class to see who can guess it first. Pause the video when students raise their hand to indicate they have solved the motto. Students state the motto out loud, and explain the meaning in their own words.

Be strong in the Lord and in his mighty power

Application: What are some practical ways you can be strong in the Lord and in his mighty power?

We can be strong in the Lord when we know, memorize, and depend on His Word to guide our lives. God's Word acts as a shield of faith and can protect us from the enemy's schemes because His mighty power is behind it. We put on God's armor by letting faith, truth, and righteousness rule in our lives, which enables us to obey God and live righteously for Him.



Review of Unit 2 Bible Passage



(TE, p. 13; SW, p. 11)

Philippians 3:13b–14

Ask a student to read the Bible Passage from page 11 and then close their workbook. Discuss: What is the main idea of the passage?


We should live for Christ as if life were a race to be won. When we please God, we will be rewarded in heaven.

Choose one student to recite the passage from memory (may get help from classmates).

-or-

Students partner up and quiz each other on the passage. After a few minutes, choose one student to recite the passage to the class from memory.

Forgetting what is behind and straining toward what is ahead, I press on toward the goal to win the prize for which God has called me heavenward in Christ Jesus.



Review of Unit 2 Scripture Song



(TE, p. 14; SW, p. 12)

"The Prize" (Philippians 3:13b–14)

(Play song in class by navigating online to the Media Player in the Teachers Menu)

Students turn to the Song Lyrics on page 12 of their Student Workbooks. While listening to the song, students write down their insights and make personal connections on the lyrics page (circle key words, underline action steps, write out what God is teaching them to do, rewrite main ideas in their own words, etc.).

Discuss: What is the goal? What is the prize? How does the song reflect the meaning of the passage?

The goal is to win the prize by living FOR Jesus; the prize is eternal life WITH Jesus. According to the song lyrics, we as believers can press toward the goal and win the prize by setting our "sights on Jesus Christ." Though we have not yet arrived in heaven, God has called us there, and this knowledge should motivate us to press on to live for Christ!



Review of Unit 2 Motto



▶ PLAY HERE

(Play video in class by navigating online to Rewind: LEARNING REVIEW in the Weekly Menu)

Play the Motto Buster Video in class to see who can guess it first. Pause the video when students raise their hand to indicate they have solved the motto. Students state the motto out loud, and explain the meaning in their own words.

I press on toward the goal to win the prize

Application: Paul says he forgets what's behind him and strains toward what's ahead: the goal God has set before Him. What are some specific ways you can press on to win the prize?

We need to forget past failures, get up, and move ahead. When we sin, we need to confess the sin, repent, and find ways to help us not repeat the sins so that we can move forward toward what God calls us to do. We can persevere in living for Christ because we know that God is with us now and we will be with Him forever!



Review of Units 3 and 4 Core Bible Story



(TE, pp. 22, 30; SW, pp. 18, 26)

Read 1 Samuel 17:32–49— David Defeats Goliath

Begin by reading the Core Bible Story (Parts I and II). Next, ask a student or entire class to summarize the Core Bible Story in six parts, from memory. Write responses on the board to facilitate discussion.

- 1) David offers to fight Goliath and knows God is on his side because of how God rescued him in the past and because Goliath defied the armies of the living God.
- 2) Saul dresses David in his own tunic and armor.
- 3) David removes Saul's armor and approaches Goliath with only five stones and a sling.
- 4) Goliath mocks and tells David he will feed him to the birds.
- 5) David confidently tells Goliath that the battle is the Lord's and he is about to die.
- 6) David slings a stone at Goliath and strikes him on the forehead. Goliath falls, just as David believed that he would.



Review of Unit 3 Bible Passage



(TE, p. 24; SW, p. 20)

1 Samuel 17:45

Ask a student to read the Bible Passage from page 20 and then close their workbook. Discuss: What is the main idea of the passage

David was not afraid of Goliath's weaponry and insults because he knew that God was on his side.

Choose one student to recite the passage from memory (may get help from classmates).

-or-

Students partner up and quiz each other on the passage. After a few minutes, choose one student to recite the passage to the class from memory.

David said to the Philistine, "You come against me with sword and spear and javelin, but I come against you in the name of the Lord Almighty, the God of the armies of Israel whom you have defied."



Review of Unit 3 Scripture Song



(TE, p. 25; SW, p. 21)

"You Got Game (It's in the Name)" (1 Samuel 17:45)

(Play song in class by navigating online to the Media Player in the Teachers Menu)

Students turn to the Song Lyrics on page 21 of their Student Workbooks. While listening to the song, students write down their insights and make personal connections on the lyrics page (circle key words, underline action steps, write out what God is teaching them to do, rewrite main ideas in their own words, etc.).

Discuss: How does the song reflect the meaning of the passage?

David stood tall because he knew God would fight his battle. David knew the score: God had already delivered him from a lion and a bear, so He would deliver him from Goliath. Goliath fought with his words, a sword, and a spear, but David fought the battle in the name of the Lord Almighty. The God who gave David victory is the same God we can trust today.



Review of Unit 3 Motto



▶ PLAY HERE

(Play video in class by navigating online to Rewind: LEARNING REVIEW in the Weekly Menu)

Play the Motto Buster Video in class to see who can guess it first. Pause the video when students raise their hand to indicate they have solved the motto. Students state the motto out loud and explain the meaning in their own words.

I come against you in the name of the Lord

Application: How does knowing that God is on your side help you when you come against challenges

No battle is too big for God. We can pray and ask for His help, and let Him take on our biggest challenges. We can have confidence and not worry about winning on our own strength. We need to remember to look to God for our victories since we've "got game" through the miraculous power of God who can slay any giant in our lives.



Review of Unit 4 Bible Passage



(TE, p. 31; SW, p. 27)

Romans 8:38b–39

Ask a student to read the Bible Passage from page 27 and then close their workbook. Discuss: What is the main idea of the passage?


Nothing in creation – whether seen or unseen – can prevent God’s love from reaching man.

Choose one student to recite the passage from memory (may get help from classmates).

-or-

Students partner up and quiz each other on the passage. After a few minutes, choose one student to recite the passage to the class from memory.

Neither death nor life, neither angels nor demons, neither the present nor the future, nor any powers, neither height nor depth, nor anything else in all creation, will be able to separate us from the love of God that is in Christ Jesus our Lord.



Review of Unit 4 Scripture Song



(TE, p. 32; SW, p. 28)

“Big on Me” (Romans 8:38b–39)

(Play song in class by navigating online to the Media Player in the Teachers Menu)

Students turn to the Song Lyrics on page 28 of their Student Workbooks. While listening to the song, students write down their insights and make personal connections on the lyrics page (circle key words, underline action steps, write out what God is teaching them to do, rewrite main ideas in their own words, etc.).

Discuss: How does the song reflect the meaning of the passage?

We as Christ followers can say that God is “Big On Me” because of how much He loves us. After all, God’s love for us is so big that He was willing to sacrifice His own Son. God’s love for us is so colossal that it not only can’t be measured, but also can’t be taken from us. God’s massive love is here to stay, and nothing in all creation can separate us from it!



▶ PLAY HERE

Review of Unit 4 Motto



(Play video in class by navigating online to Rewind: LEARNING REVIEW in the Weekly Menu)

Play the Motto Buster Video in class to see who can guess it first. Pause the video when students raise their hand to indicate they have solved the motto. Students state the motto out loud and explain the meaning in their own words.

The love of God that is in Christ Jesus

Application: What is the greatest way God showed His love for us?

The greatest display of God’s love came through the sacrifice of Christ Jesus our Lord. God demonstrated His great love for us by allowing His Son to die for the forgiveness of our sins. He could not have done anything bigger for us since we are able to believe in His Son’s death and resurrection and receive eternal life!



Review of Units 5 and 6 Core Bible Story



(TE, pp. 40, 48; SW, pp. 34, 42)

Read Genesis 45:1–8; Genesis 50:15–21— Joseph Trusts God (Parts I and II)

Begin by reading the Core Bible Story (Parts I and II). Joseph had been betrayed, sold into slavery, falsely accused, imprisoned, and forgotten. Even through all of this he honored God in his words and attitude, and fully trusted that God had a unique purpose for his life. Facilitate discussion with the following questions:

- 1) What position did Joseph end up serving in?
Joseph ended up serving as Pharaoh's second-in-command. This made him the second-most powerful person in the land.
- 2) What happened when Joseph was reunited with his brothers? How did the brothers respond?
The brothers expected Joseph to punish them, but he didn't. To their surprise (for they had betrayed him), Joseph shows them love and grace, and says that it is God, not his family, rulers, or government, who is in charge of his life. The brothers were shocked, amazed, humbled, and relieved that Joseph showed mercy toward them.
- 3) What did Joseph tell his brothers his God-given mission was?
Joseph's mission was to save lives. He knew God led him there and would empower him to help save the people from the terrible famine to come.
- 4) Later after Joseph's father died, the brothers feared Joseph's good will wouldn't last. They offered themselves as slaves, which was an appropriate punishment for their having sold him as a slave. How did Joseph respond again?
Joseph told them not to be afraid, and said, "You intended to harm me, but God intended it for good." Joseph's forgiveness was complete. He knew God had used their sin to work good in many people's lives. He didn't put himself in the place of God, who is the only one who avenges evil. Joseph made it clear that it was not his brothers who sent him away, but rather God who had sent him ahead of them so that he could save people from the famine.



Review of Unit 5 Bible Passage



(TE, p. 42; SW, p. 36)

Romans 8:28

Ask a student to read the Bible Passage from page 36 and then close their workbook. Discuss: What is the main idea of the passage?


God promises that he will use even the bad things that happen to us for our good.

Choose one student to recite the passage from memory (may get help from classmates).

-or-

Students partner up and quiz each other on the passage. After a few minutes, choose one student to recite the passage to the class from memory.

And we know that in all things God works for the good of those who love him, who have been called according to his purpose.



Review of Unit 5 Scripture Song



(TE, p. 43; SW, p. 37)

"Bad to Good" (Romans 8:28)

(Play song in class by navigating online to the Media Player in the Teachers Menu)

Students turn to the Song Lyrics on page 37 of their Student Workbooks. While listening to the song, students write down their insights and make personal connections on the lyrics page (circle key words, underline action steps, write out what God is teaching them to do, rewrite main ideas in their own words, etc.).

Discuss: How does the song reflect the meaning of the passage?

God works for good in all things. God uses even that which is meant for evil for the good of those who love Him. Therefore, even through trials in life, God works for our good when we trust Him. When times get tough, we must not blame God or run from Him, but rather trust Him—just as Joseph did—so that He will bless us and strengthen our faith in Him.



▶ PLAY HERE

Review of Unit 5 Motto



(Play video in class by navigating online to Rewind: LEARNING REVIEW in the Weekly Menu)

Play the Motto Buster Video in class to see who can guess it first. Pause the video when students raise their hand to indicate they have solved the motto. Students state the motto out loud and explain the meaning in their own words.

God works for the good of those who love him

Application: How is knowing that God works for the good of those who love him an encouragement to you?

God works all things together for good—both His good and our good. Those who love God can trust His goodness, His power, and His will to work out all things for our good. God allows experiences in our lives to help us trust Him more, so He will use even the most difficult things in our lives for good. It is comforting to know that God is in control.



Review of Unit 6 Bible Passage



(TE, p. 49; SW, p. 43)

1 John 1:8–9

Ask a student to read the Bible Passage from page 43 and then close their workbook. Discuss: What is the main idea of the passage?


If we confess our sins, God is faithful to forgive us and cleanse us from our guilt.

Choose one student to recite the passage from memory (may get help from classmates).

-or-

Students partner up and quiz each other on the passage. After a few minutes, choose one student to recite the passage to the class from memory.

If we claim to be without sin, we deceive ourselves and the truth is not in us. If we confess our sins, he is faithful and just and will forgive us our sins and purify us from all unrighteousness.



Review of Unit 6 Scripture Song



(TE, p. 50; SW, p. 44)

"One-eighty" (1 John 1:8–9)

(Play song in class by navigating online to the Media Player in the Teachers Menu)

Students turn to the Song Lyrics on page 44 of their Student Workbooks. While listening to the song, students write down their insights and make personal connections on the lyrics page (circle key words, underline action steps, write out what God is teaching them to do, rewrite main ideas in their own words, etc.).

Discuss: What does it mean to do a one-eighty? Why should we do a one-eighty when we sin?

To do a "one-eighty" means to turn around and head in the opposite direction, so to do a "one-eighty" from sin means to "come clean" and ask for forgiveness. We should not try to hide our sin or deny that we are sinning, for this weighs us down with guilt. Instead, we should "go uptown" (talk to God) to confess our sin, and He will be faithful to forgive our sin, cleanse us from all unrighteousness, and show us mercy with a fresh start.



▶ PLAY HERE

Review of Unit 6 Motto



(Play video in class by navigating online to Rewind: LEARNING REVIEW in the Weekly Menu)

Play the Motto Buster Video in class to see who can guess it first. Pause the video when students raise their hand to indicate they have solved the motto. Students state the motto out loud and explain the meaning in their own words.

He is faithful and just and will forgive us

Application: God's Word promises that He is faithful and just and will forgive us. How can we have freedom when we claim that promise?

Hanging on to sin brings guilt and misery, but as Christ followers we can instead choose to ask God for forgiveness—since He is faithful and will forgive us every time we confess our sin. When we turn from our sin, we suddenly have the freedom of no longer being stuck in our sin, and we are able to walk with a crown of joy that comes only from God!

UNITS 7 & 8

Core Bible Story: 1 Kings 18:25–39

Adventures in the display of God's supremacy continue as Elijah defeats the prophets of Baal!


Unit 7 Bible Passage: Hebrews 12:1b–2a

Unit 8 Bible Passage: John 16:33

Two powerful Bible Passages emerge to parallel the Core Bible Story as we discover that the enemies of God can be defeated when we rely on God's power.

**LET'S CONTINUE TO DISCOVER
THE DISPLAY OF GOD'S SUPREMACY!**





1 Kings 18:25–39

BACKGROUND

Lesson Target

God's supremacy is displayed in His calling. Elijah called the people back to wholehearted devotion to the one supreme God. We, too, must not waiver in our devotion to God and His perfect plan for our lives.

Lesson Setting


This Core Bible Story takes place after the time of King David's reign. The nation of Israel has split in two: Israel to the north and Judah to the south. None of the kings that ruled in the north followed God the way they were supposed to. The current king of Israel has married a powerful woman who worships Baal, and she is trying to destroy all worship of God.

In this Core Bible Story God shows His supremacy over the idol Baal. Elijah had prophesied the coming drought in chapter 17. In chapter 18, God told Elijah that rain would be coming (it had been three and one-half years of drought). Elijah met with Ahab to show that Yahweh (the one true God) had the supreme power, and that Baal was nothing but a false god. He wanted to be sure that

the people understood that all power belonged to God so that when the rain came the glory would be given to God.

Together Elijah and the prophets of Baal agreed that the god who answered the call of his prophets with fire was the true God. The Baal prophets unsuccessfully attempted to get Baal's attention with earnest prayers and energetic worship. Elijah mocked Baal as perhaps being busy with various human activities, such as using the bathroom. The prophets tried loud cries and cutting themselves, but their zeal produced nothing.

Elijah then took his turn and got everyone's attention. He prepared the altar dramatically and prayed for God to be glorified. God responded with fire so that all would know He was God.



Teacher Helps


Scriptures

- Judges 6:20–21; 2 Chronicles 7:1–7—additional references to God sending fire
- Deuteronomy 6:5; Matthew 6:24; Luke 16:13—on having a divided heart
- Matthew 28:18–20; John 15:12–13; Philippians 2:6–7—marks of servanthood

Biblical Concepts

Prayer, trust, God's power, godly devotion, being God's servant

UNIT 7



This Unit's Connection

Core Bible Story & Bible Passage

Elijah had complete confidence in God. He knew when God told him something would happen, it would. Even though he was just one man opposed to four hundred and fifty Baal prophets, he fixed his eyes on God and persevered in what God asked him to do.

Hebrews 12:1b–2a tells us we should do the same with our calling. We must throw off hindrances such as doubts and fears


that could keep us from doing what God wants us to do. We must also get rid of sin because it entangles us and keeps us from being effective. Then we must focus on Jesus and persevere in what He calls us to do no matter how many unbelievers oppose us.

If God has called us to do something, He'll give us all we need to do it because He's supreme!



ONLINE HIGHLIGHTS

1. Sin entangles us. Lay it aside to follow Jesus.
2. Run after the Son and live like Jesus did.
3. Remember what Jesus did for us and never grow weary.
4. Want some inspiration? Live with your eyes fixed on Jesus.
5. Our faith starts and grows by following Jesus.
6. Jesus endured the cross, so He can help us endure this life.
7. Don't lose heart. Jesus can help us overcome anything.
8. Live your whole life for Jesus and watch Him bring you victory.
9. Living for Jesus is like winning the race.
10. Believers must throw off the sin that so easily entangles.
11. Believers must determine to live for Christ no matter what.
12. Jesus gave us life, and He will help us grow.
13. According to the song lyrics, Jesus endured the cross and scorned its shame.
14. Believers are to run to live the Christian life with perseverance.
15. Jesus perfects our faith as we grow to trust Him more.



Core Bible Story

1 KINGS 18:25-30 ELIJAH DEFEATS THE PROPHETS OF BAAL
(PART I—STORY CONTINUES IN UNIT 8)

²⁵ Elijah said to the prophets of Baal, "Choose one of the bulls and prepare it first, since there are so many of you. Call on the name of your god, but do not light the fire." ²⁶ So they took the bull given them and prepared it.

Then they called on the name of Baal from morning till noon. "O Baal, answer us!" they shouted. But there was no response; no one answered. And they danced around the altar they had made.

²⁷ At noon Elijah began to taunt them. "Shout louder!" he said. "Surely he is a god! Perhaps he is deep in thought, or

busy, or traveling. Maybe he is sleeping and must be awakened." ²⁸ So they shouted louder and slashed themselves with swords and spears, as was their custom, until their blood flowed.

²⁹ Midday passed, and they continued their frantic prophesying until the time for the evening sacrifice. But there was no response, no one answered, no one paid attention.

³⁰ Then Elijah said to all the people, "Come here to me." They came to him, and he repaired the altar of the Lord, which was in ruins.

WORD SEARCH

1 KINGS 18:25-30

Find ten words from the story.

PROPHETS

BAAL

FIRE

BULL

ANSWER

DANCED


ALTAR

ELIJAH

SHOUT

SACRIFICE

U	D	E	C	N	A	D	B
X	X	C	B	U	T	U	F
N	W	I	Y	A	L	P	I
H	G	F	B	L	A	R	R
A	A	I	J	M	A	L	E
J	N	R	N	T	X	F	W
I	S	C	L	R	T	W	V
L	W	A	S	H	O	U	T
E	E	S	G	U	W	U	X
P	R	O	P	H	E	T	S



Core Bible Story Discussion

1 KINGS 18:25–30 ELIJAH DEFEATS THE
PROPHETS OF BAAL

Read 1 Kings 18:26. Whose name did the prophets of Baal call on? **The false god Baal.**

How long did they dance and call to him?

From morning till noon.

Did Baal answer them?

There was no response.

Read 1 Kings 18:27. How did Elijah talk to the prophets?

He taunted and mocked them.

Where did Elijah say their false god might be?

In deep thought, busy, traveling, or sleeping.

Read 1 Kings 18:28–29. After being mocked, what did the prophets do until evening?

They worked even harder to get their god to answer by shouting louder and slashing themselves until their blood flowed.

Did this work?

No. Baal was a false god that didn't exist so he never answered.

Read 1 Kings 18:30. What did Elijah then do to prepare for the one true God to answer?

He had his people come to him and he repaired the altar of the Lord.

Was Elijah confident?

Yes, because he loved the Almighty God.

TEACHING OBJECTIVE

Teach the Core Bible Story to help students grasp the main idea.

TEACHING ACTIVITIES

1. Core Bible Story

After sharing the story background from the lesson introduction page, let students read the story and discuss the main idea.

2. Core Bible Story Discussion

Have students read the specific verses and answer the questions. Discuss their answers.



3. Word Search

Students complete the Word Search activity.

TEACHING OBJECTIVE

Teach the unit's Bible Passage to help students grasp the main idea.

TEACHING ACTIVITIES

1. Explore Scripture

Let students read the passage as you share background and discuss the main idea.

2. Let's Act

Direct your students to act out the entire story of Elijah Defeats the Prophets of Baal found in 1 Kings 18:25–39 (Parts I and II).



Choose students for the following roles: one (1) student to play Elijah, three (3) to play the prophets of Baal, and three (3) to play the people. Act as the narrator and guide the presentation. Actors should comply with direction and give lines fed to them. Present to class.

3. Pair and Share (Story)

Students talk with a partner and discuss the main idea of the story in 1 Kings 18:25–39.



▶ PLAY HERE

Bible Passage 7

EXPLORATION AND DISCOVERY

Hebrews 12:1b–2a

Let us throw off everything that hinders and the sin that so easily entangles, and **let us run with perseverance the race marked out for us. Let us fix our eyes on Jesus, the author and perfecter of our faith.**

Let's Act

After watching or acting in Elijah Defeats the Prophets of Baal, summarize the story in one paragraph.

Answers will vary.


Pair and Share (Story)

1. Summarize what your partner thought was the main idea of the story in 1 Kings 18:25–39.

Answers will vary.

2. Do you agree or disagree? Why?

Answers will vary.



RUN AFTER THE SON

HEBREWS 12:1b-2a

TEACHING OBJECTIVE

Use the gift of music to explore the Bible Passage that inspired the song lyrics.

TEACHING ACTIVITIES

Song Scramble

Let students hear the song and try to unscramble five lyrics in their workbook as they sing along.

RUN AFTER THE SON

Ready, set, the race is on;
the crown before us

With a finish where the angels cheer us in
We must lay aside the sin so quick to slow us
And pursue the One who gave His will to win

So never give it up or walk away
For He endured the cross and scorned it's shame
On your way

Let us run and not grow weary—let us run
Let us run and not lose heart—let us run
Let us fix our eyes on Jesus
Let us run until we've won
Let us run with perseverance 'til it's done
Run after the Son

There is One who gave His all who ran before us
As the author and perfecter of our faith
We must keep our eyes on He who lives to show us
And remember that He waits at heaven's gates



SONG SCRAMBLE

Listen to the song and unscramble these five words:

1. wronc | 2. ruupse | 3. ededurn | 4. noed | 5. throau

1. crown 2. pursue 3. endured 4. done 5. author

TEACHING OBJECTIVE

Further explore the unit's Bible Passage to help students apply its meaning.

TEACHING ACTIVITIES

1. Explore Scripture

Let students read the passage as you share background and discuss the main idea.

2. Group Question

In groups of four, students take five minutes to decide on the one question they think is crucial for you to answer right now that is related to Hebrews 12:1b–2a. Facilitate discussion and use Lesson Connection on page 63 as a resource.



3. Wisdom of Another

After discussing the meaning of Hebrews 12:1b–2a, ask students to sit in a circle and each share a specific way they can throw off the sin that so easily entangles.



4. Break the Code

Students complete the Break the Code activity on the Creative Page (SW page 57) and discuss how the lesson target can be a part of their lives.



▶ PLAY HERE

Bible Passage 7

EXPLORATION AND DISCOVERY

Hebrews 12:1b–2a

Let us throw off everything that hinders and the sin that so easily entangles, and **let us run with perseverance the race marked out for us. Let us fix our eyes on Jesus, the author and perfecter of our faith.**

Group Question

Read Hebrews 12:1b–2a and choose one question with your group that you will ask your teacher to help you understand the Bible Passage. After the Group Question activity, respond below.

1. What question did your group ask your teacher?

Answers will vary.

2. What did you learn?

Answers will vary.

Wisdom of Another

After hearing from your class ideas about how they can throw off the sin that so easily entangles, write down the idea (other than your own) that most inspired you. Explain why.

Answers will vary.

BREAK THE CODE

HEBREWS 12:1b–2a

Break the code using the code chart below. Find each coded number on the top row to select the correct letter on the bottom row. Write out the correct phrase on the lines below.

1	2	3	4	5	6	7	8	9	10	11	12	13	14	15	16	17	18	19	20	21	22	23	24	25	26
A	B	C	D	E	F	G	H	I	J	K	L	M	N	O	P	Q	R	S	T	U	V	W	X	Y	Z

$\frac{T}{20}$ $\frac{H}{8}$ $\frac{R}{18}$ $\frac{O}{15}$ $\frac{W}{23}$ $\frac{O}{15}$ $\frac{F}{6}$ $\frac{F}{6}$ $\frac{S}{19}$ $\frac{I}{9}$ $\frac{N}{14}$ $\frac{A}{1}$ $\frac{N}{14}$ $\frac{D}{4}$ $\frac{F}{6}$ $\frac{I}{9}$ $\frac{X}{24}$

$\frac{O}{15}$ $\frac{U}{21}$ $\frac{R}{18}$ $\frac{E}{5}$ $\frac{Y}{25}$ $\frac{E}{5}$ $\frac{S}{19}$ $\frac{O}{15}$ $\frac{N}{14}$ $\frac{J}{10}$ $\frac{E}{5}$ $\frac{S}{19}$ $\frac{U}{21}$ $\frac{S}{19}$

What We Learned

Hebrews 12:1b–2a








▶ PLAY HERE

Learning Points

FROM CORE BIBLE STORY
AND BIBLE PASSAGE

To see what we've learned so far from Hebrews 12:1b–2a, fill in the blanks in the five learning points below with one of the key words:

never-quit • marked • fix • sin • prevents

-  Believers must throw off **sin** to live the Christian life.
-  Sin **prevents** us from living wholeheartedly for Christ.
-  We must live for Christ with a **never-quit** attitude.
-  God has **marked** out a plan for each believer's life.
-  We must **fix** our eyes on Jesus to live victoriously.

Choose your favorite learning point from the list above, and explain what it means to you.

Answers will vary.

TEACHING OBJECTIVE

Use the five key learning points to help students understand and apply the Bible Passage.

TEACHING ACTIVITIES

1. Learning Points


Students use the list of words to fill in the blanks of the five learning points. Discuss.


2. Favorite Point

Students circle their favorite learning point. Ask volunteers to share why it is their favorite point.

3. Weekly Quiz

Students take the quiz that covers the Core Bible Story and Bible Passage. Review.






Weekly Quiz

FROM CORE BIBLE STORY AND BIBLE PASSAGE

1. Why do you think Elijah chose fire from heaven to display God's supremacy?
Answers will vary: only God could do it, etc.
2. Did Baal respond to his prophets' cries? *No, because Baal doesn't exist.*
3. Give three words to describe their worship:
Intense, exuberant, empty, misguided, energetic, crazy.
4. What was Elijah's response to Baal's silence? *Taunting, excuses.*
5. Why do you think Elijah took the time to repair the altar?
Answers will vary: to prepare it out of respect for God, etc.
6. According to Hebrews 12:1b–2a, what should we throw off?
Everything that hinders us and the sin that so easily entangles us.
7. What two words describe Jesus in Hebrews 12:1b–2a?
The author and perfecter of faith. He chose us and helps us grow!

TEACHER'S NOTES

UNIT 8



This Unit's Connection

Core Bible Story & Bible Passage

Elijah faced a lot of trouble. The king and queen of the northern kingdom of Israel killed many of the prophets God had sent to call the Israelites back to Him. This made many of the Israelites doubt God's supremacy. Baal seemed stronger since God had allowed the king and queen to succeed in this. Now they wanted to kill Elijah.

But God had other plans. First He told Elijah to announce a long drought. Since Baal was supposed to be the god of rain, this couldn't have happened if


Baal were stronger than God. Then He had Elijah be part of the miraculous, powerful demonstration of Baal and his prophets against God and Elijah. When fire fell from heaven and consumed the sacrifice, everyone knew the truth: God was supreme!

John 16:33 tells us that we too will have troubles in this world. But we shouldn't let that disturb us because Jesus has overcome the world. That's why we can persevere in our calling and remain obedient.



ONLINE HIGHLIGHTS

1. Jesus said, "In this world you will have trouble."
2. The world can't give the peace that Jesus can.
3. The good news: Jesus has overcome the world.
4. Christ followers overcome the world with Jesus.
5. Only Jesus can give us eternal peace.
6. Faith in Jesus brings peace now and for eternity.
7. Jesus overcame the world by dying on the cross.
8. Jesus offers comfort and encouragement to believers.
9. Jesus came to free us from the penalty of sin.
10. Though the world brings trouble, Jesus brings peace.
11. Jesus taught about a peace that can only come from knowing Him as Lord.
12. The only way through the world's trouble is by faith in Christ.
13. According to the song lyrics, the peace of Jesus is a peace that can't be bought.
14. The peace of Christ is not of this world, but rather from heaven.
15. Believers can have hope in knowing that Jesus overcame sin and the world.



Core Bible Story

1 KINGS 18:31–39 ELIJAH DEFEATS THE PROPHETS OF BAAL
(PART II—STORY CONTINUES FROM UNIT 7)

³¹ Elijah took twelve stones, one for each of the tribes descended from Jacob, to whom the word of the Lord had come, saying, "Your name shall be Israel." ³² With the stones he built an altar in the name of the Lord, and he dug a trench around it large enough to hold two seahs of seed.

³³ He arranged the wood, cut the bull into pieces and laid it on the wood. Then he said to them, "Fill four large jars with water and pour it on the offering and on the wood."

³⁴ "Do it again," he said, and they did it again.

"Do it a third time," he ordered, and they did it the third time. ³⁵ The water ran down around the altar and even filled the trench.

³⁶ At the time of sacrifice, the prophet Elijah stepped forward and prayed: "O Lord, God of Abraham, Isaac and Israel, let it be known today that you are God in Israel and that I am your servant and have done all these things at your command. ³⁷ Answer me, O Lord, answer me, so these people will know that you, O Lord, are God, and that you are turning their hearts back again."

³⁸ Then the fire of the Lord fell and burned up the sacrifice, the wood, the stones and the soil, and also licked up the water in the trench.

³⁹ When all the people saw this, they fell prostrate and cried, "The Lord—he is God! The Lord—he is God!"

TEACHING OBJECTIVE

Review or continue the Core Bible Story to help students know and believe its meaning.

TEACHING ACTIVITIES

1. Core Bible Story

Let students read the story as you share background and discuss the main idea.

2. Core Bible Story Application

Have students read the three application steps in their workbooks. Discuss and let students share their answers.




Core Bible Story Application

1 KINGS 18:25–39 APPLICATION ACTIVITY

Application Step 1: Can you think of an area of your life where you, like the Israelites, are not wholehearted in your devotion to God? *Answers will vary.*

Application Step 2: What is hindering you? What sin entangles you? *Answers will vary.*

Application Step 3: Thank God for being supreme and all-powerful. Give Him what is hindering or entangling you. Ask Him for strength to finish the race.



▶ PLAY HERE

Bible Passage 8

EXPLORATION AND DISCOVERY

John 16:33

"I have told you these things, so that in me you may have peace. In this world you will have trouble. But take heart! I have overcome the world."



Scripture Study

JOHN 16:33 APPLICATION ACTIVITY

JOHN 14:27

"Peace I leave with you; my peace I give you. I do not give to you as the world gives. Do not let your hearts be troubled and do not be afraid."

ROMANS 5:1

Therefore, since we have been justified through faith, we have peace with God through our Lord Jesus Christ.

1 JOHN 2:13

I write to you, fathers, because you have known him who is from the beginning. I write to you, young men, because you have overcome the evil one. I write to you, dear children, because you have known the Father.

TEACHING OBJECTIVE

Teach the unit's Bible Passage to help students grasp the main idea.

TEACHING ACTIVITIES

1. Explore Scripture

Let students read the passage as you share background and discuss the main idea.

2. Scripture Study

Students look up Scripture in their Bibles and cross-reference to increase understanding of Bible Passage. With a partner, students read and evaluate.



3 Favorite Moment

Students draw a picture of their favorite moment from 1 Kings 18:25–39. Ask students to share with the class.

With a partner, read these passages: John 14:27; Romans 5:1; 1 John 2:13.

What main idea do these verses share?

These verses share the main idea that the only true peace man can find in this world is the peace of God that came as a result of Jesus overcoming the world's sin through His death and resurrection.

How do these verses help us understand John 16:33?

The verses help us understand that as believers in Christ, we have nothing to fear. As a result of our faith in Christ, we too have overcome the world and have the peace of God the Father in us.

Challenge: Where can we find true peace in our lives?

John 16:33 and the related verses above remind us that everlasting peace from above comes from God. Though the world brings trouble and challenges our faith, Jesus encourages us to "Take heart!" since He defeated sin and death and has eternal life stored up for us. This kind of peace can give us daily hope in knowing that through Christ, we have peace from God and have defeated the schemes of the evil one.



Favorite Moment

Draw a picture of your favorite moment from 1 Kings 18:25–39. Give your drawing a short title. **Answers will vary.**

TEACHING OBJECTIVE

Use the gift of music to explore the Bible Passage that inspired the song lyrics.

TEACHING ACTIVITIES

Tile Scramble

Let students hear the song and try to unscramble tiles in their workbook.

OVERCOME THE WORLD

JOHN 16:33

OVERCOME THE WORLD

Though you long for rest

- There's pain in this world
And though you look for peace
It's not of this world
For the kind of peace you seek
Can only come from Me
Not from this world

But take heart: I have come to overcome the world
Find your peace: I have come to overcome the world
But take heart: I have come to overcome the world
○ Find your peace: I have come to overcome the world
It's a peace that can't be bought
Hear my voice the Son of God
I have come to overcome the world

Yeah, yeah,
Yeah, yeah, yeah—you have overcome the world



TILE SCRAMBLE

How can we persevere when we have trouble?

Unscramble the tiles to reveal a message.

E	H	E	A	R	E	W	H	A	S	O	V	T,	T	H	O	M	E
O	R	L	D	!	E	R	C	J	E	S	T	A	K	U	S		

T	A	K	E	H	E	A	R	T,	J	E	S	U	S	H	A	S
O	V	E	R	C	O	M	E	T	H	E	W	O	R	L	D	!




▶ PLAY HERE

Bible Passage 8

EXPLORATION AND DISCOVERY

John 16:33

"I have told you these things, so that in me you may have peace. In this world you will have trouble. But take heart! I have overcome the world."




Pair and Share (Verse)

1. Summarize what your partner thought was the main idea of John 16:33.

Answers will vary.

2. Do you agree or disagree? Why? Answers will vary.



Pair and Share (Truth)

1. Does John 16:33 say that you **might** or **will** have trouble?
(Circle correct answer.)

2. How can knowing that Jesus has overcome the world encourage us?
Discuss with a partner and respond below.

Answers will vary.

TEACHING OBJECTIVE

Further explore the unit's Bible Passage to help students apply its meaning.

TEACHING ACTIVITIES

1. Explore Scripture

Let students read the passage as you share background and discuss the main idea.

2. Pair and Share (Verse)

Students talk with a partner and discuss the main idea of John 16:33.

3. Pair and Share (Truth)

Students pair up and discuss why knowing that Jesus has overcome the world is encouraging.

TEACHING OBJECTIVE

Use the five key learning points to help students understand and apply the Bible Passage.

TEACHING ACTIVITIES

1. Learning Points

Students use the list of words to fill in the blanks of the five learning points. Discuss.

2. Favorite Point

Students circle their favorite learning point. Ask volunteers to share why it is their favorite point.

3. Weekly Quiz

Students take the quiz that covers the Core Bible Story and Bible Passage. Review.

What We Learned

John 16:33



▶ PLAY HERE

Learning Points

FROM CORE BIBLE STORY
AND BIBLE PASSAGE

To see what we've learned so far from John 16:33, fill in the blanks in the five learning points below with one of these words:

true • world • Word • victory • challenges



Jesus gave us His **Word** to give us peace in Him.



True peace in this world comes only through Jesus.




This **world** will bring trouble at one time or another.



Despite the world's **challenges**, Jesus gives us hope.




Jesus overcame the world with **victory** over sin and death.



Choose your favorite learning point from the list above, and explain what it means to you.

Answers will vary.



Weekly Quiz

FROM CORE BIBLE STORY
AND BIBLE PASSAGE

1. Why did Elijah use twelve stones to repair the altar?
They represented the twelve tribes of Israel.
2. What did Elijah do to make the coming miracle even more miraculous?
He poured water on the altar.
3. Where do you think Elijah got that much water when there had been a drought for several years?
Answers will vary: from God, etc.
4. How does Elijah describe himself in his prayer?
As a servant.
5. What was Elijah's purpose behind the miracle?
To show that God is supreme over other gods and to turn their hearts back to Him.
6. When the fire came down, what was consumed?
The sacrifice, wood, water, rocks, soil, and everything.
7. Who can bring us peace?
Jesus, because He overcame the world.

TEACHER'S NOTES



TEACHING OBJECTIVE

Use the three application statements below for the students to reflect on what they’ve learned.

TEACHING ACTIVITIES

Adventure Wrap-up

Have the students write out their thoughts. You can also come up with an additional application or personal story to share during this activity.

My favorite lyric from “Run After the Son” or “Overcome the World,” and why:

Something new I learned about God this week is:

One way I plan to put God’s Word into practice is:

UNITS 9 & 10

Core Bible Story: Joshua 1:1–9

Adventures in the display of God's supremacy continue as Joshua is commanded by the Lord!


Unit 9 Bible Passage: Hebrews 4:12

Unit 10 Bible Passage: James 1:5–6

Two powerful Bible Passages emerge to parallel the Core Bible Story as we discover that the enemies of God can be defeated when we rely on God's power.

**LET'S CONTINUE TO DISCOVER
THE DISPLAY OF GOD'S SUPREMACY!**





Joshua 1:1–9

BACKGROUND

Lesson Target

God's supremacy is displayed in His word. We must be strong and courageous in our walk with God, knowing that He will never leave nor forsake us.

Lesson Setting


After Joseph brought his family to Egypt, they and their descendants lived there for a long time. Eventually the Egyptians enslaved the Israelites. But God used Moses to set them free and take them to the Promised Land. When this Core Bible Story begins, Moses has just died.

In Joshua 1, God commissioned Joshua to take over Moses' role and lead the Israelites into the Promised Land after Moses' death. Israel had been redeemed from bondage, but had wandered in the desert. During this time, they experienced numerous acts of God. All these experiences became the story of their walk with God.

Hebrews 3 and 4 show Canaan as a place of rest and victory. It was the end of their

long journey, but not the end of their struggles and their need for God. Their deliverance journey prepared them to enjoy Canaan, since the wilderness was never God's permanent destination for His chosen people.

God promised His people victory, but not because Joshua was a great leader (notice that God tells Joshua three times in this passage to be strong and courageous; perhaps this is Joshua's weakness). Rather, God promised victory because He would be with them. They experienced His constant presence in the wilderness and could now be confident of this same presence in the journey into the Promised Land that was to come.




Teacher Helps

Scriptures

- Romans 8:36–37; Philippians 4:19; Jeremiah 29:11—God's view of prosperity
- 1 Chronicles 28:20; Psalm 27:1; 56; 3–4; Isaiah 41:10, 13; Matthew 10:26; Romans 8:15; 1 Corinthians 4:7–11—call to have courage in God
- Psalm 1:2; Proverbs 4:20; Isaiah 26:3; Philippians 4:8; 1 Timothy 4:13–15—meditation

Biblical Concepts

Godly leadership, courage, obedience, success



This Unit's Connection

Core Bible Story & Bible Passage

In the Core Bible Story, God told Joshua to be careful to obey all the laws He had given through Moses. He said to meditate on the laws day and night to ensure he obeyed them.

The Hebrew word translated “meditate” does not have the same meaning as Eastern religions give it today. Instead of clearing your mind, you’re to fill it—fill it with Scripture—while repeating the Scriptures quietly aloud. Repeating words aloud eventually results in memorizing them, which was important


because in those days of torches and no electricity, the only way to meditate on God’s words at night was to memorize them.

Hebrews 4:12 tells us why meditating on God’s words helps us obey them: they’re living and active. They have the power to judge the thoughts and attitudes hidden in our hearts. This judgment can tell us if we’re actually obeying God’s words, if we let it speak to us. As the Core Bible Story points out, we meditate on God’s words so we can obey them.



ONLINE HIGHLIGHTS

1. God’s Word is more valuable than any earthly activity.
2. The Bible tells us what to do in every situation.
3. The Bible is living because it’s God’s Word, which is alive!
4. The Bible is active because it speaks to our hearts.
5. God’s Word can put our hearts in the right place.
6. The Word helps us see what’s true in our lives.
7. Time in the Word = God in your life.
8. The Bible isn’t for our heads; it’s for shaking up our hearts.
9. “Shook by the Book” means changed by the Word.
10. God’s Word judges the thoughts and attitudes of the heart.
11. The words of the Bible are not just words on a page, but the living word of God.
12. God’s Word is active because it can change us.
13. The Bible can penetrate soul and spirit and speak to us.
14. The Bible is living, active, and sharper than any double-edged sword.
15. God aims to align the intentions of our hearts through His Word.



Core Bible Story

JOSHUA 1:1–9 JOSHUA IS COMMANDED BY THE LORD

¹ After the death of Moses the servant of the Lord, the Lord said to Joshua son of Nun, Moses’ aide: ² “Moses my servant is dead. Now then, you and all these people, get ready to cross the Jordan River into the land I am about to give to them—to the Israelites. ³ I will give you every place where you set your foot, as I promised Moses. ⁴ Your territory will extend from the desert to Lebanon, and from the great river, the Euphrates—all the Hittite country—to the Great Sea on the west. ⁵ No one will be able to stand up against you all the days of your life. As I was with Moses, so I will be with you; I will never leave you nor forsake you.

⁶ “Be strong and courageous, because you will lead these people to inherit the land I swore to their forefathers to give them. ⁷ Be strong and very courageous. Be careful to obey all the law my servant Moses gave you; do not turn from it to the right or to the left, that you may be successful wherever you go. ⁸ Do not let this Book of the Law depart from your mouth; meditate on it day and night, so that you may be careful to do everything written in it. Then you will be prosperous and successful. ⁹ Have I not commanded you? Be strong and courageous. Do not be terrified; do not be discouraged, for the Lord your God will be with you wherever you go.”

MEANING MATCH

JOSHUA 1:1–9

Draw a line from each phrase on the left to the definition on the right that matches its meaning in the Core Bible Story.

1. Moses’ aide

2. Territory

3. Courageous

4. Inherit

5. Obey

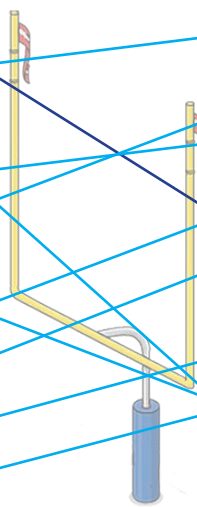
6. Book of the Law

7. Depart

8. Forefathers

9. Meditate

10. Commanded



a. Area of land

b. Follow

c. Gain

d. Leave

e. Ancestors


f. Moses’ assistant

g. Fill your mind

h. Ordered

i. God’s Word

j. No fear



Core Bible Story Discussion

JOSHUA 1:1–9 JOSHUA IS COMMANDED
BY THE LORD

Read Joshua 1:2–3. Why did God put Joshua in charge of His people? **Moses, God's servant, had died.**

What did God want Joshua and the people to get ready to do?

Cross the Jordan River into the land God had promised.

What did God promise Moses?

"Every place where you set your foot."

Read Joshua 1:5. As God prepared Joshua, what did He promise?

No one will be able to stand up against you all the days of your life.

What did God promise He would never do?

Leave Joshua or forsake him.

Read Joshua 1:7. How did God command Joshua to act?

Strong and courageous, not being afraid of anything.

What did God command Joshua to do?

Be careful to obey all the law that Moses handed down.

What would happen if they did not turn from His Word?

They would be successful wherever they went!

Read Joshua 1:8. What did God say not to do with His Word?

Let it depart from your mouth.

What did God say to do? Why?

Meditate on it day and night. So that we may be careful to do everything written in it.

TEACHING OBJECTIVE

Teach the Core Bible Story to help students grasp the main idea.

TEACHING ACTIVITIES

1. Core Bible Story

After sharing the story background from the lesson introduction page, let students read the story and discuss the main idea.

2. Core Bible Story Discussion

Have students read the specific verses and answer the questions. Discuss their answers.



3. Meaning Match

Students match key words to the correct definition from Joshua 1:1–9.

TEACHING OBJECTIVE

Teach the unit's Bible Passage to help students grasp the main idea.

TEACHING ACTIVITIES

1. Explore Scripture

Let students read the passage as you share background and discuss the main idea.

2. Drawing Application

Use Lesson Connection on page 81 as a resource to facilitate discussion on Hebrews 4:12. Students draw the key point of the verse.



3. TV Commercial

In small groups, students create a thirty-second TV commercial on applying the Bible story's key concept. Groups present their commercials to the class (e.g., Word of God is living and active).



▶ PLAY HERE

Bible Passage 9

EXPLORATION AND DISCOVERY

Hebrews 4:12



For the word of God is living and active. Sharper than any double-edged sword, it penetrates even to dividing soul and spirit, joints and marrow; it judges the thoughts and attitudes of the heart.

Drawing Application

1. Draw what Hebrews 4:12 means to you.
2. Explain how your drawing shows the key point of the verse.

Answers will vary.

TV Commercial

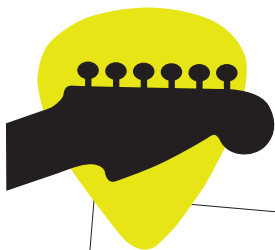
Create a thirty-second TV commercial highlighting the key point of Hebrews 4:12. Present to your class.

1. Which commercial was your favorite and why?

Answers will vary.

2. How did it show the key point of Hebrews 4:12?

Answers will vary.



SHOOK BY THE BOOK

HEBREWS 4:12

TEACHING OBJECTIVE

Use the gift of music to explore the Bible Passage that inspired the song lyrics.

TEACHING ACTIVITIES

Song Scramble

Let students hear the song and try to unscramble five lyrics in their workbook as they sing along.

SHOOK BY THE BOOK

Well if you're after bursts of laughter
Go through the funnies
And if you're itchin' to be richer read magazines
But if you want to go beyond what entertains you
There's a Holy Book whose Words will rearrange you
They're gonna change you!

Shook by the Book—Word of God
Shook by the Book—Word is true
Yeah it's living and active to advise you what to do
Shook by the Book—Word of God
Shook by the Book—Word is true
Yeah, it's living and active to be sure your heart is true
Shook by the Book!

Well if you're aching for what's shaking
Glance through the paper
And if you crave the latest wave surf on the web
But if you want to go beyond what entertains you
There's a Holy Book whose Words will rearrange you
They're gonna change you!



SONG SCRAMBLE

Listen to the song and unscramble these five words:

1. treenstain | 2. viadse | 3. viling | 4. atvcie | 5. drow

1. entertains 2. advise 3. living 4. active 5. word

TEACHING OBJECTIVE

Further explore the unit's Bible Passage to help students apply its meaning.

TEACHING ACTIVITIES

1. Explore Scripture

Let students read the passage as you share background and discuss the main idea.

2. Song/Verse Connection


Listen to "Shook by the Book" and focus on how God's Word is living and active and can reveal our hidden thoughts and attitudes of our heart. Students discuss their ideas with a partner and respond in their workbooks.

3. Word Sequence Race

Students write Hebrews 4:12 in large, neat print on a full piece of paper. Students cut out each word and ask partner to mix them up. Partners race to put the verse in the correct order. Compare answers.

4. Crossword Puzzle

Students complete the Crossword Puzzle on the Creative Page (SW page 73) and discuss how the lesson target can be a part of their lives.



▶ PLAY HERE

Bible Passage 9

EXPLORATION AND DISCOVERY

Hebrews 4:12



For the word of God is living and active. Sharper than any double-edged sword, it penetrates even to dividing soul and spirit, joints and marrow; it judges the thoughts and attitudes of the heart.

Song/Verse Connection

Explain how "Shook by the Book" reflects the meaning of Hebrews 4:12. After writing your answer, discuss your ideas with a partner.

Answers will vary.

Word Sequence Race

1. After the Word Sequence Race activity, write out Hebrews 4:12 correctly.

2. Rewrite Hebrews 4:12 in your own words.

Answers will vary.

CROSSWORD

Fill in the correct answers, one letter per square, both across and down, from the given clues.

Direct students to their Creative Page (SW page 73) to do their work.



Across

3. God told Joshua to "Be strong and _____."

6. Joshua and the Israelites were told they must _____ the law.

7. God told Joshua to not let this Book of the Law _____ from his mouth.

8. God said, "I will never leave you nor _____ you."

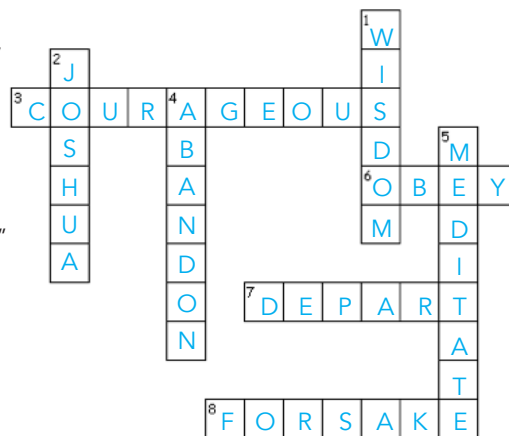
Down

1. Joshua found _____ in God's Word.

2. He led the Israelites after Moses died.

4. Meaning of forsake.

5. To fill your mind with God's Word.



What We Learned

Hebrews 4:12








▶ PLAY HERE

Learning Points

FROM CORE BIBLE STORY
AND BIBLE PASSAGE

To see what we've learned so far from Hebrews 4:12, fill in the blanks in the five learning points below with one of the key words:

spoken • truth • revealed • hearts • speak

-  The Bible is the **spoken** Word of God and is alive.
-  God's Word is active and can **speak** to our hearts.
-  The Word of God penetrates our hearts with **truth**.
-  God's Word shows us where our **hearts** really are.
-  Our attitudes are **revealed** in light of God's Word.

Choose your favorite learning point from the list above, and explain what it means to you.

Answers will vary.

TEACHING OBJECTIVE

Use the five key learning points to help students understand and apply the Bible Passage.

TEACHING ACTIVITIES

1. Learning Points

Students use the list of words to fill in the blanks of the five learning points. Discuss.

2. Favorite Point

Students circle their favorite learning point. Ask volunteers to share why it is their favorite point.

3. Weekly Quiz

Students take the quiz that covers the Core Bible Story and Bible Passage. Review.






Weekly Quiz

FROM CORE BIBLE STORY AND BIBLE PASSAGE

1. How is Moses described in Joshua 1:1? **The servant of the Lord.**
2. What was Joshua's job title before God placed him in leadership over Israel?
Moses' aide or assistant.
3. In what ways might Joshua's previous job have prepared him for this current leadership?
Learning from Moses, seeing God and His work first hand, understanding humility.
4. According to Joshua 1:5, why would no one be able to stand up against Joshua?
Because God was with him and God is greater than all.
5. What does "forsake" mean? **To give up, abandon or leave behind.**
6. List four words that describe the Word of God in Hebrews 4:12.
Living, active, sharp, dividing, judging, double-edged.
7. What does it mean that the Word of God is living and active?
It has the ability to change our lives because it is God's words.

TEACHER'S NOTES

UNIT 10



This Unit's Connection

Core Bible Story & Bible Passage

When Joshua became leader of the Israelites, he needed lots of wisdom to guide the people properly. The primary place he found wisdom was in God's words. God told him to meditate on His words day and night so he could obey them.


James 1:5–6 tells us if we lack wisdom, we can ask God for wisdom and He'll give

it to us. As with Joshua, the primary place we find wisdom is in God's words. When we need wisdom, we can pray for wisdom and then ask God to show us passages that will guide us. We can also ask godly people who know the Bible well to show us passages that relate to our problem.



ONLINE HIGHLIGHTS

1. Wisdom comes from God. Ask Him for it.
2. God doesn't find fault in us when we ask Him for wisdom.
3. Go get God for wisdom. He's waiting to be asked.
4. Ask God for wisdom with lots of faith.
5. God gives wisdom generously to those who believe He will.
6. True wisdom comes from the one true God.
7. Pray to God believing. With faith comes wisdom.
8. God wants us to ask because he wants to see our faith.
9. We go get God by simply talking to Him in prayer.
10. When we ask for wisdom, we must believe and not doubt in order to receive it.
11. God promises to give us wisdom generously.
12. According to the song lyrics, we should ask God for wisdom with confidence.
13. The Bible teaches that we should ask God when we lack wisdom.
14. There is one Lord and God, and He wants to give us wisdom.
15. Before we ask men, God wants us to ask Him for wisdom.



Core Bible Story

JOSHUA 1:1–9 JOSHUA IS COMMANDED BY THE LORD

¹ After the death of Moses the servant of the Lord, the Lord said to Joshua son of Nun, Moses' aide: ² "Moses my servant is dead. Now then, you and all these people, get ready to cross the Jordan River into the land I am about to give to them—to the Israelites. ³ I will give you every place where you set your foot, as I promised Moses.

⁴ Your territory will extend from the desert to Lebanon, and from the great river, the Euphrates—all the Hittite country—to the Great Sea on the west.

⁵ No one will be able to stand up against you all the days of your life. As I was with Moses, so I will be with you; I will never leave you nor forsake you. ⁶ Be strong and

courageous, because you will lead these people to inherit the land I swore to their forefathers to give them."

⁷ Be strong and very courageous. Be careful to obey all the law my servant Moses gave you; do not turn from it to the right or to the left, that you may be successful wherever you go. ⁸ Do not let this Book of the Law depart from your mouth; meditate on it day and night, so that you may be careful to do everything written in it. Then you will be prosperous and successful.

⁹ Have I not commanded you? Be strong and courageous. Do not be terrified; do not be discouraged, for the Lord your God will be with you wherever you go."

TEACHING OBJECTIVE

Review or continue the Core Bible Story to help students know and believe its meaning.


TEACHING ACTIVITIES

1. Core Bible Story

Let students read the story as you share background and discuss the main idea.

2. Core Bible Story Application

Have students read the three application steps in their workbooks. Discuss and let students share their answers.



Core Bible Story Application

JOSHUA 1:1–9 APPLICATION ACTIVITY

Application Step 1: Think of a challenge that lies before you right now. *Answers will vary.*

Application Step 2: Read verses 5–9 as though God were speaking them to you about your challenge. *Answers will vary.*

Application Step 3: Choose one of those verses (or a portion of a verse) to memorize and call to mind when you feel defeated or discouraged.



▶ PLAY HERE

Bible Passage 10

EXPLORATION AND DISCOVERY

James 1:5–6

If any of you lacks wisdom, he should ask God, who gives generously to all without finding fault, and it will be given to him. But when he asks, he must believe and not doubt, because he who doubts is like a wave of the sea, blown and tossed by the wind.



Scripture Study

JAMES 1:5–6 APPLICATION ACTIVITY

PROVERBS 2:6

For the Lord gives wisdom, and from his mouth come knowledge and understanding.

DANIEL 2:21

He changes times and seasons; he sets up kings and deposes them. He gives wisdom to the wise and knowledge to the discerning.

MATTHEW 7:7–8

"Ask and it will be given to you; seek and you will find; knock and the door will be opened to you. For everyone who asks receives; he who seeks finds; and to him who knocks, the door will be opened."

TEACHING OBJECTIVE

Teach the unit's Bible Passage to help students grasp the main idea.

TEACHING ACTIVITIES

1. Explore Scripture

Let students read the passage as you share background and discuss the main idea.

2. Scripture Study

Students look up Scripture in their Bibles and cross-reference to increase understanding of Bible Passage. With a partner, students read and evaluate.



3. Drawing Application

Students draw what Joshua 1:9 means to them on the Creative Page (SW page 73).

With a partner, read these passages: Proverbs 2:6; Daniel 2:21; Matthew 7:7–8.

What main idea do these verses share?

These verses share the main idea that God's wisdom is available to those who are simply willing to ask for it. God's supremacy is on display in His Word, and His Word encourages us to ask Him for wisdom!

How do these verses help us understand James 1:5–6?

These verses help us understand that God is full of wisdom, and that He wants to give it to those who ask Him for it in full faith. The Lord gives wisdom generously and doesn't find fault in he who asks.

Challenge: Where can we find true peace in our lives?

James 1:5–6 and the related verses above remind us that the very best wisdom is from God. One way to seek God's wisdom is to read His holy Word, the Bible. Another way to seek even more of God's wisdom is to ask Him for it in prayer and to really believe that He will give it. God promises in His Word that He will give it to those who ask and don't doubt, so we should be eager to ask God for more of His wisdom!



Drawing Application

Draw the key points of Joshua 1:7–9.

Students go to their Creative Page (SW 73) to do their work.

TEACHING OBJECTIVE

Use the gift of music to explore the Bible Passage that inspired the song lyrics.

TEACHING ACTIVITIES

Tile Scramble

Let students hear the song and try to unscramble tiles in their workbook.

GO GET GOD

JAMES 1:5-6

GO GET GOD

If I come to pray with second thoughts

I will worry away; my faith is lost
But if I come to pray believing God
All my doubts away; I go get God

If any of you lack wisdom
He should ask God

If any of you lack wisdom
He should ask God

Who gives generously to all
Without finding fault

Who gives generously to all
Without finding fault

And it will be given to him

One Lord! One God!

For wisdom: Get God!

One Lord! One God!

For wisdom: Get God—Go get God

TILE SCRAMBLE

What should you do when you lack wisdom?

Unscramble the tiles to reveal a message.

G	O	Y	O	U	I	T	O	R	V	E	D	F	I	L	L	G	i
D	O	M	W	I	S	A	N	.	A	S	K	E	W	T	O	D	H

A	S	K	G	O	D	F	O	R	W	I	S	D	O	M
A	N	D	H	E	W	I	L	L	G	I	V	E		
I	T	T	O	Y	O	U	.							





▶ PLAY HERE

Bible Passage 10

EXPLORATION AND DISCOVERY

James 1:5–6


If any of you lacks wisdom, he should ask God, who gives generously to all without finding fault, and it will be given to him. But when he asks, he must believe and not doubt, because he who doubts is like a wave of the sea, blown and tossed by the wind.



One-sentence Summary

Summarize James 1:5–6 into one sentence that creatively incorporates all of who/what/when/where/why/how. Share with a partner.

Answers will vary.



Bumper Sticker

1. Brainstorm at least three slogans that represent the key application of today's lesson in James 1:5–6. Write slogan ideas here:

Answers will vary.

2. Choose your favorite slogan and create a bumper sticker with illustrations.

Students go to their Creative Page (SW 73) to do their work.

3. Explain how your bumper sticker demonstrates how we should seek wisdom.

Answers will vary.

TEACHING OBJECTIVE

Further explore the unit's Bible Passage to help students apply its meaning.

TEACHING ACTIVITIES

1. Explore Scripture

Let students read the passage as you share background and discuss the main idea.

2. One-sentence Summary

Students will summarize James 1:5–6 in one sentence that creatively incorporates all of who/what/when/where/why/how. Then pair and share with a partner.

3. Bumper Sticker

Students write a slogan-like bumper sticker to illustrate the key application of today's lesson (e.g., "No God—No Peace. Know God—Know Peace"; "People are like tea bags—you have to put them in hot water before you know how strong they are"; "Running low on faith? Stop in for a fill-up"; "In the dark? Follow the Son"). Students create their bumper sticker on their Creative Page (SW page 73).

TEACHING OBJECTIVE

Use the five key learning points to help students understand and apply the Bible Passage.

TEACHING ACTIVITIES

1. Learning Points

Students use the list of words to fill in the blanks of the five learning points. Discuss.

2. Favorite Point

Students circle their favorite learning point. Ask volunteers to share why it is their favorite point.

3. Weekly Quiz

Students take the quiz that covers the Core Bible Story and Bible Passage. Review.

What We Learned

James 1:5-6



▶ PLAY HERE

Learning Points

FROM CORE BIBLE STORY
AND BIBLE PASSAGE

To see what we've learned so far from James 1:5-6, fill in the blanks in the five learning points below with one of these words:

wisdom • gives • doubt • godly • confident



If we lack **godly** wisdom, we should simply ask God.



God gives **wisdom** generously to those who ask.



We must believe God **gives** wisdom when we ask.



If we **doubt** God's wisdom we have no solid footing.




We can seek God's wisdom with **confident** faith in Him.



Choose your favorite learning point from the list above, and explain what it means to you.

Answers will vary.



Weekly Quiz

FROM CORE BIBLE STORY
AND BIBLE PASSAGE

1. What does God tell Joshua three times in this passage?
Be strong and courageous.
2. Why do you think God says this so often in such a short passage?
Answers will vary: Joshua was not confident, God was teaching, etc.
3. What would happen if he obeyed all the Law?
Success wherever he went. This was a promise from God.
4. What do you think it means to meditate on God's Word day and night?
Answers will vary: read it, recite it, think about it etc.
5. Why shouldn't Joshua be frightened?
God would be with him wherever he went.
6. In James 1:5–6, what are we told that God gives generously? **Wisdom.**
7. When we doubt, what are we like?
A wave of the sea, blown and tossed by the wind.

TEACHER'S NOTES



TEACHING OBJECTIVE

Use the three application statements below for the students to reflect on what they've learned.

TEACHING ACTIVITIES

Adventure Wrap-up

Have the students write out their thoughts. You can also come up with an additional application or personal story to share during this activity.

One thing from the lesson that challenged me this week is:

This is what I thank God for (my praise):

This is how I can live out what I learned this week at home:

UNITS 11 & 12

Core Bible Story: Daniel 6:12–28

Adventures in the display of God's supremacy continue as Daniel is rescued by the Lord!


Unit 11 Bible Passage: Hebrews 4:15b–16

Unit 12 Bible Passage: Romans 5:15

Two powerful Bible Passages emerge to parallel the Core Bible Story as we discover that the enemies of God can be defeated when we rely on God's power.

**LET'S CONTINUE TO DISCOVER
THE DISPLAY OF GOD'S SUPREMACY!**





Daniel 6:12–28

BACKGROUND

Lesson Target

God's supremacy is displayed in His grace. Because God is supreme over all, we must obey Him before anyone or anything else. When we obey Him, He will take care of us.


Lesson Setting

When the Core Bible Story begins, Israel and Judah are no longer nations. The people sinned so much against God that they no longer represented Him. After many warnings from prophets like Elijah, He finally sent other nations to destroy the kingdoms and exile the people. Daniel entered exile in Babylon when he was a young man. Now, Persia has conquered Babylon and Daniel is an old man.

Because Daniel was faithful both to God and in his service to the king, his adversaries could find no fault with him. Daniel's enemies knew that he would always remain faithful to God when faced with a difficult choice, so they lied to Darius the king by saying that all the governors had consulted together to propose that for thirty days there could be worship of nothing other

than the king. Of course, the King agreed. But Daniel, who was also a governor, had not agreed to this.

Once the decree was written and signed, it could not be changed because the nation thought that the king spoke for the gods; therefore, not even he could change it. Daniel remained faithful to God. He obeyed God instead of the decree and was sentenced to be thrown into a den of lions. However, God saved his life. Darius (who loved Daniel and was hoping his God would save him) immediately saw Daniel's salvation as the hand of God. He purged the kingdom of those leaders and their families that had tricked him into making such a decree, and he sent out a new decree that all people should fear the one true God.




Teacher Helps

Scriptures

- Hebrews 11:33—Daniel mentioned in the “hall of faith”
- Daniel 1:20; 2:46–47; 3:28–30; 4:34–37; 5:29—God honors Daniel and others who remain firm in the Lord and glorify God
- Malachi 3:17–18; John 12:26; Hebrews 6:10; Ephesians 6:6–8—serving God

Biblical Concepts

God's power, obedience, jealousy, human law versus God's law



This Unit's Connection

Core Bible Story & Bible Passage

Three times a day, Daniel confidently approached the throne of God in prayer. He worshipped God. He confessed his sins and the sins of the people. He sought wisdom for governing those for whom he was responsible.

When the other governors tricked the king into forbidding prayer, Daniel chose to disobey the ungodly law and instead do what he knew God wanted him to do. He wasn't going to not talk to God for thirty days: he knew the importance of


prayer. He confidently approached God's throne, and he found grace to help him in his time of need.

Hebrews 4:15b–16 tells us we can confidently approach God's throne of grace because Jesus, who was tempted as we are but never sinned, has made the way for us to find mercy and grace. In prayer, we can worship God, confess our sins, and seek wisdom. We can ask for grace confidently, knowing we'll receive it.



ONLINE HIGHLIGHTS

1. Jesus lived as a man, so He understands our weaknesses.
2. Praying is knowing we are weak and trusting God is strong.
3. We can pray with no doubt. God will always be there.
4. God promises grace and mercy in our time of need.
5. Without seeing God, we can trust that He cares for us.
6. Learning to seek God daily puts us on a winning streak.
7. Being in God's hands is better than trusting our own hands.
8. Prayer can only fail if we choose not to pray.
9. Never be ashamed to pray. Go to the throne with confidence.
10. Jesus was tempted in every way just as we are today.
11. Jesus is there to help us in our time of need.
12. In Jesus' eyes, we are never unworthy to pray.
13. According to the song lyrics, prayer is going up to where the strength is for the weak.
14. We can pray to God at anytime.
15. We can go near to the throne with certainty.



Core Bible Story

DANIEL 6:12–18 DANIEL IN THE DEN OF LIONS
(PART I—STORY CONTINUES IN UNIT 12)

¹² So they went to the king and spoke to him about his royal decree: “Did you not publish a decree that during the next thirty days anyone who prays to any god or man except to you, O king, would be thrown into the lions’ den?”

The king answered, “The decree stands—in accordance with the laws of the Medes and Persians, which cannot be repealed.”

¹³ Then they said to the king, “Daniel, who is one of the exiles from Judah, pays no attention to you, O king, or to the decree you put in writing. He still prays three times a day.” ¹⁴ When the king heard this, he was greatly distressed; he was determined to rescue Daniel and made every effort until sundown to save him.

¹⁵ Then the men went as a group to the

king and said to him, “Remember, O king, that according to the law of the Medes and Persians no decree or edict that the king issues can be changed.”

¹⁶ So the king gave the order, and they brought Daniel and threw him into the lions’ den. The king said to Daniel, “May your God, whom you serve continually, rescue you!”

¹⁷ A stone was brought and placed over the mouth of the den, and the king sealed it with his own signet ring and with the rings of his nobles, so that Daniel’s situation might not be changed. ¹⁸ Then the king returned to his palace and spent the night without eating and without any entertainment being brought to him. And he could not sleep.

Unscramble the Sentence


Can you find and unscramble the sentence below?

The sentence is nine words long and has been taken from the story, but three words have been added below that don’t belong.

Write out the sentence.

whom/you/your/continually/lion/rescue/Daniel/stone/serve/
God/you/may

May your God, whom you serve continually, rescue you.



Core Bible Story Discussion

DANIEL 6:12–18 DANIEL IN THE DEN OF LIONS

Read Daniel 6:12. What did the king's men remind him?

He passed a decree that any man found praying to anyone except the king would be thrown into a den of lions.

How did the king answer?

He confirmed that he had passed the law and that the law could not be repealed or changed.

Read Daniel 6:13. Setting the trap for Daniel, what did the king's men tell the king about Daniel?

That he pays no attention to the king's law, and that he was still seen praying to God three times a day.

Read Daniel 6:16. After they threw Daniel into the den, what did the king say to him?

"May your God, whom you continually serve, rescue you!"

Did the king want Daniel to die?

No, he actually wanted to see Daniel's God save him, and he wanted Daniel to continue to work for him. He respected Daniel!

Read Daniel 6:17–18. After a stone sealed the den, what did the king do?

Sealed the stone over the den with his signet ring.

How did the king feel back at his palace?

He was so upset that he could not eat or sleep.

TEACHING OBJECTIVE

Teach the Core Bible Story to help students grasp the main idea.

TEACHING ACTIVITIES

1. Core Bible Story

After sharing the story background from the lesson introduction page, let students read the story and discuss the main idea.

2. Core Bible Story Discussion

Have students read the specific verses and answer the questions. Discuss their answers.



3. Unscramble the Sentence

Students complete the Unscramble the Sentence activity and discuss how the lesson target can be a part of their lives.

TEACHING OBJECTIVE

Teach the unit's Bible Passage to help students grasp the main idea.

TEACHING ACTIVITIES

1. Explore Scripture

Let students read the passage as you share background and discuss the main idea.

2. One-minute Draw

Students illustrate Daniel 6:12–28 in sections. Read the first part of the Bible story to students, pause, and instruct students to draw for one minute. Continue on with each section in the same manner. In the end, students share their drawings with a group or a partner.



3. Muddiest Point

Students write about what is confusing in the passage. Afterward, discuss these questions as a class. Use Lesson Connection on page 99 to provide clarification.



▶ [PLAY HERE](#)

Bible Passage 11

EXPLORATION AND DISCOVERY

Hebrews 4:15b–16

We have one who has been tempted in every way, just as we are—yet was without sin. **Let us then approach the throne of grace with confidence, so that we may receive mercy and find grace to help us in our time of need.**

One-minute Draw

Listen carefully to your teacher read a section of the Bible story. When your teacher pauses, you will have one minute to draw that part of the story. You'll create one drawing for each section of Daniel in the Den of Lions. Share drawings.


DANIEL 6:12–15	DANIEL 6:16–18	DANIEL 6:19–23	DANIEL 6:24–28

Muddiest Point

1. Circle the “muddiest point” or most confusing thing about the passage in Hebrews 4:15b–16.

2. After discussing this with your class, explain your new knowledge.

Answers will vary.



PRAYIN' STREAK

HEBREWS 4:15b-16

TEACHING OBJECTIVE

Use the gift of music to explore the Bible Passage that inspired the song lyrics.

TEACHING ACTIVITIES

Song Scramble

Let students hear the song and try to unscramble five lyrics in their workbook as they sing along.

PRAYIN' STREAK

At the throne of grace in time
of need

The Son of God is there for me
And without a sin He lived as we
So there's mercy for me

Way beyond this world where I can't see
The Son of God will care for me
And the love of God I will receive
I'm goin' up to where
The strength is for the weak;
I'm on a prayin' streak

When I go to God I will find Him
I can go near to the throne with a certainty
When I go to God I will trust Him
I can be close to the God of eternity

And if I'm running from God
Feeling lonely and unworthy
I must remember it's then
When He's full of grace and mercy
In the hands of God I'd rather be!



SONG SCRAMBLE

Listen to the song and unscramble these five words:

1. dene | 2. cremy | 3. shtrrgne | 4. kawe | 5. ergac

1. need 2. mercy 3. strength 4. weak 5. grace

TEACHING OBJECTIVE

Further explore the unit's Bible Passage to help students apply its meaning.

TEACHING ACTIVITIES

1. Explore Scripture

Let students read the passage as you share background and discuss the main idea.

2. Discuss and Share (Truth)

Use Lesson Connection on page 99 to facilitate a discussion about what it means to confidently approach the throne of grace. Ask students to identify how Daniel applied this truth in the Den of Lions. Ask students how they can apply this truth in their own lives.




3. Create a Bookmark

Students design three different bookmarks to illustrate the Bible concept. Ideas include drawing the story, using words to describe the key point, or showing how they apply this truth. Students choose their favorite to create with construction paper.

4 Break the Code

Students complete the Break the Code activity on the Creative Page (SW page 89) and discuss how the lesson target can be a part of their lives.



▶ PLAY HERE

Bible Passage 11

EXPLORATION AND DISCOVERY

Hebrews 4:15b–16

We have one who has been tempted in every way, just as we are—yet was without sin. **Let us then approach the throne of grace with confidence, so that we may receive mercy and find grace to help us in our time of need.**

Discuss and Share (Truth)

After your class discussion on what it means to confidently approach the throne of grace, explain how you can do this in your own life. Share your response with a partner.

Answers will vary.

Create a Bookmark

1. Design three bookmarks to illustrate either the Daniel in the Den of Lions story or Hebrews 4:15b–16. You may draw the Bible story, write a few words that describe the key point, or show how you will apply this truth to your life.

2. Choose your favorite and create it!

BREAK THE CODE

HEBREWS 4:15b–16

Break the code using the code chart below. Find each coded number on the top row to select the correct letter on the bottom row. Write out the correct phrase on the lines below.

1	2	3	4	5	6	7	8	9	10	11	12	13	14	15	16	17	18	19	20	21	22	23	24	25	26
A	B	C	D	E	F	G	H	I	J	K	L	M	N	O	P	Q	R	S	T	U	V	W	X	Y	Z

$\frac{G}{7}$ $\frac{O}{15}$ $\frac{D}{4}$ $\frac{M}{13}$ $\frac{A}{1}$ $\frac{D}{4}$ $\frac{E}{5}$ $\frac{T}{20}$ $\frac{H}{8}$ $\frac{E}{5}$ $\frac{W}{23}$ $\frac{A}{1}$ $\frac{Y}{25}$ $\frac{T}{20}$ $\frac{O}{15}$

$\frac{F}{6}$ $\frac{I}{9}$ $\frac{N}{14}$ $\frac{D}{4}$ $\frac{M}{13}$ $\frac{E}{5}$ $\frac{R}{18}$ $\frac{C}{3}$ $\frac{Y}{25}$ $\frac{A}{1}$ $\frac{N}{14}$ $\frac{D}{4}$ $\frac{G}{7}$ $\frac{R}{18}$ $\frac{A}{1}$ $\frac{C}{3}$ $\frac{E}{5}$

What We Learned

Hebrews 4:15b-16








▶ PLAY HERE

Learning Points

FROM CORE BIBLE STORY
AND BIBLE PASSAGE

To see what we've learned so far from Hebrews 4:15b-16, fill in the blanks in the five learning points below with one of the key words:

receive • grace • boldly • understands • without

-  Jesus was tempted just like us and was without sin.
-  Jesus was a man and understands our weaknesses.
-  Since Jesus cares for us, we can pray to Him boldly.
-  Prayer is a throne of grace that helps us with our needs.
-  In Jesus, we can receive mercy and find grace anytime.

Choose your favorite learning point from the list above, and explain what it means to you.

Answers will vary.

TEACHING OBJECTIVE

Use the five key learning points to help students understand and apply the Bible Passage.

TEACHING ACTIVITIES

1. Learning Points

Students use the list of words to fill in the blanks of the five learning points. Discuss.


2. Favorite Point

Students circle their favorite learning point. Ask volunteers to share why it is their favorite point.

3. Weekly Quiz

Students take the quiz that covers the Core Bible Story and Bible Passage. Review.






Weekly Quiz

FROM CORE BIBLE STORY AND BIBLE PASSAGE

1. The governors invented what decree for the king?
For thirty days no one could pray to any god or man except the king.
2. Why do you think the governors wanted this decree?
They were jealous of Daniel, knew he wouldn't obey, and knew he therefore would be punished.
3. What was the king determined to do for Daniel? Rescue him.
4. What were the king's final words to Daniel before he was put into the lion's den?
"May your God, whom you serve continually, rescue you."
5. What do you think the king was feeling that night?
Anxiety, regrets, guilt, and hope for the reality of Daniel's God.
6. What did the king not do that night? Eat, enjoy entertainment, or sleep.
7. How does Hebrews 4:15b–16 tell us we should come to God in prayer?
With confidence.

TEACHER'S NOTES

UNIT 12



This Unit's Connection

Core Bible Story & Bible Passage

In the Core Bible Story, Daniel received grace when he prayed. Although the king had to throw him in the lions' den as the law said, God sent an angel to close the lions' mouths. Daniel escaped death. This miracle so impressed the king that he sent out a new decree that his entire kingdom should honor Daniel's God.


Just as God rescued Daniel from certain death in the lions' den, so Jesus rescues

us from eternal death in the lake of fire. Romans 5:15 tells us that when Adam sinned, he caused the entire human race to be subject to death. But when Jesus came, He brought the gift of God's grace. This grace is forgiveness of sins so that we can be brought out of death into life. When we turn to Jesus in faith to have our sins forgiven, we also inherit eternal life.



ONLINE HIGHLIGHTS

1. Jesus' love is the coolest thing ever given to man.
2. God sent Jesus down from above to bring forgiveness for mankind.
3. The power of Jesus' love is greater than the sin of man.
4. There is enough of Jesus' love to forgive everyone's sins.
5. Man brought sin into the world, but Jesus died to save us from it.
6. Jesus' love brought us the greatest gift of all time: eternal life.
7. Want to get into something that lasts? It's Jesus' love!
8. God's grace allows us to feel the love of Jesus.
9. God's gift overcame the penalty of sin.
10. God's grace is the answer for man's sin.
11. The gift that came through Jesus Christ is eternal life.
12. Sin took place so that we could be introduced to the cure: Jesus Christ!
13. According to the song lyrics, by the one man we're saved from sin.
14. The love of God overflowed to the many through Christ.
15. The result of sin is death, but God's grace overcomes it!



Core Bible Story

DANIEL 6:19–28 DANIEL IN THE DEN OF LIONS
(PART II—STORY CONTINUES FROM UNIT 11)

¹⁹ At the first light of dawn, the king got up and hurried to the lions' den. ²⁰ When he came near the den, he called to Daniel in an anguished voice, "Daniel, servant of the living God, has your God, whom you serve continually, been able to rescue you from the lions?"

²¹ Daniel answered, "O king, live forever!

²² My God sent his angel, and he shut the mouths of the lions. They have not hurt me, because I was found innocent in his sight. Nor have I ever done any wrong before you, O king."

²³ The king was overjoyed and gave orders to lift Daniel out of the den. And when Daniel was lifted from the den, no wound was found on him, because he had trusted in his God.

²⁴ At the king's command, the men who had falsely accused Daniel were brought in

and thrown into the lions' den, along with their wives and children. And before they reached the floor of the den, the lions overpowered them and crushed all their bones.

²⁵ Then King Darius wrote to all the peoples, nations and men of every language throughout the land: "May you prosper greatly!

²⁶ "I issue a decree that in every part of my kingdom people must fear and reverence the God of Daniel.

"For he is the living God / and he endures forever; / his kingdom will not be destroyed, / his dominion will never end. / ²⁷ He rescues and he saves; / he performs signs and wonders / in the heavens and on the earth. / He has rescued Daniel / from the power of the lions."

²⁸ So Daniel prospered during the reign of Darius and the reign of Cyrus the Persian.

TEACHING OBJECTIVE

Review or continue the Core Bible Story to help students know and believe its meaning.


TEACHING ACTIVITIES

1. Core Bible Story

Let students read the story as you share background and discuss the main idea.

2. Core Bible Story Application

Have students read the three application steps in their workbooks. Discuss and let students share their answers.



Core Bible Story Application

DANIEL 6:12–28 APPLICATION ACTIVITY

Application Step 1: Daniel was alone in his devotion and belief in God. On what issue are you different from some others around you? *Answers will vary.*

Application Step 2: How do you think God wants you to handle the situation? *Answers will vary.*

Application Step 3: Ask God to give you the courage of Daniel. Be true to God first and see how God becomes victorious.



▶ PLAY HERE

Bible Passage 12

EXPLORATION AND DISCOVERY

Romans 5:15

But the gift is not like the trespass. **For if the many died by the trespass of the one man, how much more did God's grace and the gift that came by the grace of the one man, Jesus Christ, overflow to the many!**



Scripture Study

ROMANS 5:15 APPLICATION ACTIVITY

JOHN 4:10

Jesus answered her, "If you knew the gift of God and who it is that asks you for a drink, you would have asked him and he would have given you living water."

ROMANS 5:17

For if, by the trespass of the one man, death reigned through that one man, how much more will those who receive God's abundant provision of grace and of the gift of righteousness reign in life through the one man, Jesus Christ.

1 JOHN 5:11–12

And this is the testimony: God has given us eternal life, and this life is in his Son. He who has the Son has life; he who does not have the Son of God does not have life.

With a partner, read these passages: John 4:10; Romans 5:17; 1 John 5:11–12.

What main idea do these verses share?

These verses share the main idea that just as sin came into the world through one man (Adam), so the forgiveness of sins came through one man (Jesus). His single purpose was to bring eternal life to man.

How do these verses help us understand Romans 5:15?

These verses share this simple idea: If the sin of man brings death, then how much more does the abundant provision of God's grace and the forgiveness of sins defeat that death!

Challenge: What do these verses tell us about eternal life?

Romans 5:15 and the related verses focus on the fact that eternal life comes through the one man: Jesus Christ. John 4:10 tell us that eternal life is a gift of God; Romans 5:17 tells us that eternal life is called the gift of righteousness; and 1 John 5:11–12 tells us that eternal life is in His Son. Simply put, He who has the Son has eternal life, and he who does not have the Son does not have eternal life.



Skits Are Us

Perform a short skit for your class. Briefly summarize your skit below and explain how it shows how to trust and follow God even when it is difficult.

Answers will vary.

TEACHING OBJECTIVE

Teach the unit's Bible Passage to help students grasp the main idea.

TEACHING ACTIVITIES

1. Explore Scripture

Let students read the passage as you share background and discuss the main idea.

2. Scripture Study

Students look up Scripture in their Bibles and cross-reference to increase understanding of Bible Passage. With a partner, students read and evaluate.



3. Skits Are Us

Daniel trusted God by being obedient through prayer, and God gave him the grace to endure. In small groups, students write a modern day skit on how to trust and follow God even when it is difficult. Invite questions from the class about the performances and facilitate discussion on applying the biblical truth.



TEACHING OBJECTIVE

Use the gift of music to explore the Bible Passage that inspired the song lyrics.

TEACHING ACTIVITIES

Tile Scramble

Let students hear the song and try to unscramble tiles in their workbook.

IT'S JESUS' LOVE

ROMANS 5:15

IT'S JESUS' LOVE

We are into something really cool:
it's Jesus' Love

- I can feel it all around me everyday
There is so much love comin' down from above
We are into something really cool:
it's Jesus' Love!

Can you feel the power of Jesus?
There is nothing that He can't do
Can you feel the power of Jesus' Love?
Let His grace come down to you
So come on and be cool

- Let the Love of Jesus rule!

Do you know the truth about Jesus?
By the one Man we're saved from sin
Do you know He came here with Life to give?
Let His gift come take you in
So come on and be cool
Let the Love of Jesus rule



TILE SCRAMBLE

What happens when we ask Jesus for forgiveness?
Unscramble the tiles to reveal a message.

WE	ND	TER	CUE	JES	US	NAL	INH
FE.	RES	LI	S U	S A	T E	ERI	

JES	US	RES	CUE	S U	S A	ND
WE	INH	ERI	T E	TER	NAL	LIFE.



▶ PLAY HERE

Bible Passage 12

EXPLORATION AND DISCOVERY

Romans 5:15

But the gift is not like the trespass. **For if the many died by the trespass of the one man, how much more did God's grace and the gift that came by the grace of the one man, Jesus Christ, overflow to the many!**



Group Question


Read Romans 5:15 and choose one question with your group that you will ask your teacher to help you understand the Bible Passage.

1. What question did your group ask your teacher?

Answers will vary.


2. What did you learn?

Answers will vary.



Advertise It

Create a magazine advertisement using illustrations and words to advertise any or all of the following: God's grace, forgiveness of sins, being saved from death, and the gift of eternal life.



TEACHING OBJECTIVE

Further explore the unit's Bible Passage to help students apply its meaning.

TEACHING ACTIVITIES

1. Explore Scripture

Let students read the passage as you share background and discuss the main idea.

2. Group Question

In groups of four, students take five minutes to decide on the one question they think is crucial for you to answer right now, that is related to Romans 5:15. Use Lesson Connection on page 107 as a resource for discussion.



3. Advertise It

Students create a magazine advertisement for any of the following: God's grace, forgiveness of sins, being saved from death, and the gift of eternal life.

TEACHING OBJECTIVE

Use the five key learning points to help students understand and apply the Bible Passage.

TEACHING ACTIVITIES

1. Learning Points

Students use the list of words to fill in the blanks of the five learning points. Discuss.

2. Favorite Point

Students circle their favorite learning point. Ask volunteers to share why it is their favorite point.

3. Weekly Quiz

Students take the quiz that covers the Core Bible Story and Bible Passage. Review.

What We Learned

Romans 5:15



▶ PLAY HERE

Learning Points

FROM CORE BIBLE STORY
AND BIBLE PASSAGE

To see what we've learned so far from Romans 5:15, fill in the blanks in the five learning points below with one of these words:

product • penalty • defeat • grace • sinned



The gift of God is needed to **defeat** the sin of man.



One man's sin brought the **penalty** of sin for all people.



God's **grace** overcame the penalty of sin through Jesus.



The gift of eternal life is a **product** of God's grace.




Though all have **sinned**, God's grace overflows to us all!



Choose your favorite learning point from the list above, and explain what it means to you.

Answers will vary.



Weekly Quiz

FROM CORE BIBLE STORY
AND BIBLE PASSAGE

1. What indicates that the king was anxious to see Daniel?
He went to him at the first light of dawn.
2. Do you think Daniel was angry with the king? Why or why not?
Answers will vary: the king only did what he had to, etc.
3. Who protected Daniel? **God's angel.**
4. According to Daniel 6:23, why was Daniel protected?
He trusted in God and was devoted to Him.
5. What was the decree that the king gave this time?
People must fear and reverence the God of Daniel, and only Him.
6. What word describes Daniel's future? **Prosperous.**
7. In Romans 5:15, what is the difference between the gift and the trespass?
The gift gives life and the trespass gives death.

TEACHER'S NOTES

TEACHING OBJECTIVE

Use the three application statements below for the students to reflect on what they've learned.

TEACHING ACTIVITIES

Adventure Wrap-up

Have the students write out their thoughts. You can also come up with an additional application or personal story to share during this activity.

A song lyric that challenged me and why:

God did this in my life this week:

This is what I want to say to God (my prayer):



Review of Units 7 and 8 Core Bible Story



(TE, pp. 64, 72; SW, pp. 50, 58)

Read 1 Kings 18:25 39— Elijah Defeats the Prophets of Baal (Parts I and II)

In lieu of reading the Bible Story, ask students to complete the following statements (answers in parentheses) to quickly summarize the story together.

- 1) In this story, God showed His supremacy over the idol Baal. The people were (*worshipping*) Baal instead of the one true God.
- 2) God told Elijah that after a long drought, there would be (*rain*).
- 3) Because Baal was supposedly the “god of rain”, Elijah wanted to make sure the people knew that when the rain came that the glory should go to (*God*).
- 4) Together, Elijah and the prophets of Baal agreed that the god who answered the call of his prophets with (*fire*) was the one, true God.
- 5) The Baal prophets unsuccessfully attempted to get Baal’s attention with earnest prayers and energetic worship, but Baal did not (*answer*).
- 6) Elijah taunted and mocked the prophets by saying that surely Baal must be busy with various human activities, such as: (*deep in thought, traveling, sleeping*).
- 7) After being mocked, the prophets shouted louder and slashed themselves until their (*blood*) flowed, but nothing happened.
- 8) Elijah then took his turn and got everyone’s attention. He arranged the wood and bull pieces and drenched the altar three times with (*water*) and prayed that the Lord would answer so that the people would know the one true God.
- 9) The Lord sent (*fire*) that burned up the sacrifice, the wood, the stones and the soil, and also licked up the water in the trench. God proved He was more powerful than a false god.
- 10) God responded with fire so that all would know He is God. When the people saw what happened, they cried, “The Lord—he is (*God*)!”

Elijah had complete confidence in God. He fixed his eyes on God and persevered in what He asked him to do. Discuss with your students how their lives might be different if they were to have the faith of Elijah.

Responses will vary.



Review of Unit 7 Bible Passage



(TE, p. 66; SW, p. 52)

Hebrews 12:1b-2a

Ask a student to read the Bible Passage from page 52 and then close their workbook. Discuss: What is the main idea of the passage?

We “run the race” of life by focusing on Jesus and living it for Him.

Choose one student to recite the passage from memory (may get help from classmates).

-or-

Students partner up and quiz each other on the passage. After a few minutes, choose one student to recite the passage to the class from memory.

Let us throw off everything that hinders and the sin that so easily entangles, and let us run with perseverance the race marked out for us. Let us fix our eyes on Jesus, the author and perfecter of our faith.



Review of Unit 7 Scripture Song



(TE, p. 67; SW, p. 53)

“Run After the Son” (Hebrews 12:1b-2a)

(Play song in class by navigating online to the Media Player in the Teachers Menu)

Students turn to the Song Lyrics on page 53 of their Student Workbooks. While listening to the song, students write down their insights and make personal connections on the lyrics page (circle key words, underline action steps, write out what God is teaching them to do, rewrite main ideas in their own words, etc.).

Discuss: When we “Run After the Son”, we live like Jesus did. There are three main things we can do to help us live like Jesus. What are they?

First, we must lay aside the sin that slows us and makes it difficult to follow Jesus. Next, we must run with perseverance, which means to be determined to live for Christ no matter what. Finally, we must fix our eyes on Jesus so that we can become more like Him. Just as Elijah kept his focus on God and never doubted Him, we must remember how much of a sacrifice Jesus made for us so that we don’t grow weary or lose heart in following Him!



Review of Unit 7 Motto



▶ PLAY HERE

(Play video in class by navigating online to Rewind: LEARNING REVIEW in the Weekly Menu)

Play the Motto Buster Video in class to see who can guess it first. Pause the video when students raise their hand to indicate they have solved the motto. Students state the motto out loud and explain the meaning in their own words.

Jesus, the author and perfecter of our faith

Application: What does the motto mean that Jesus is the author and perfecter of our faith?

Jesus is the author of our faith because salvation by faith came through Him. Jesus is the perfecter of our faith because He has shown us what it means to live by faith, and is there to help us as we grow to trust Him more. It was faith that made it possible for Him to endure the cross, so He can strengthen our faith, as we trust Him to endure our own challenges.



Review of Unit 8 Bible Passage



(TE, p. 73; SW, p. 59)

John 16:33

Ask a student to read the Bible Passage from page 59 and then close their workbook. Discuss: What is the main idea of the passage?


The world will bring trouble, but Jesus has overcome the world.

Choose one student to recite the passage from memory (may get help from classmates).

-or-

Students partner up and quiz each other on the passage. After a few minutes, choose one student to recite the passage to the class from memory.

"I have told you these things, so that in me you may have peace. In this world you will have trouble. But take heart! I have overcome the world."



Review of Unit 8 Scripture Song



(TE, p. 74; SW, p. 60)

"Overcome the World" (John 16:33)

(Play song in class by navigating online to the Media Player in the Teachers Menu)

Students turn to the Song Lyrics on page 60 of their Student Workbooks. While listening to the song, students write down their insights and make personal connections on the lyrics page (circle key words, underline action steps, write out what God is teaching them to do, rewrite main ideas in their own words, etc.).

Discuss: How does the peace that Jesus offers differ from what the world offers?

The world offers distractions from our troubles, not peace from our troubles, and these distractions can only leave us with an empty feeling and a temporary escape. However, Jesus offers real peace for our hearts because He has already overcome the world! In the midst of trials and hard times, the kind of peace that man seeks can only come from God.



Review of Unit 8 Motto



▶ PLAY HERE

(Play video in class by navigating online to Rewind: LEARNING REVIEW in the Weekly Menu)

Play the Motto Buster Video in class to see who can guess it first. Pause the video when students raise their hand to indicate they have solved the motto. Students state the motto out loud and explain the meaning in their own words.

But take heart! I have overcome the world

Application: Why should we "take heart" because Jesus has overcome the world?

We should "take heart" and be encouraged because we have the peace of knowing that we belong to Jesus even when the world has got us down. The peace of God—which came as a result of Jesus overcoming the world's sin through His death and resurrection—can fill our hearts with joy and confidence when we look to Jesus and remember His Word!



Review of Units 9 and 10 Core Bible Story



(TE, pp. 82, 90; SW, pp. 66, 74)

Read Joshua 1:1–9— Joshua is Commanded by the Lord

Before reading the Core Bible Story, prompt students that they will need to listen carefully and respond to upcoming questions. Read the story, then lead students to discuss how we must be strong and courageous in our walk with God, knowing that He will never leave nor forsake us. Ask your students the following questions:

- 1) Why did God put Joshua in charge of His people?
Moses died, and God wanted Joshua to lead the Israelites into the Promised Land.
- 2) What were three promises that God made to Joshua?
No one will be able to stand up against you all the days of your life. I will never leave you nor forsake you. The Lord your God will be with you wherever you go.
- 3) What does God tell Joshua three times in this passage?
Be strong and courageous.
- 4) Why did God tell Joshua to meditate on His Word day and night?
So that Joshua would be careful to do everything written in it.
- 5) What did God promise Joshua if he obeyed all the law?
He would have success wherever he went.



Review of Unit 9 Bible Passage



(TE, p. 84; SW, p. 68)

Hebrews 4:12

Ask a student to read the Bible Passage from page 68 and then close their workbook. Discuss: What is the main idea of the passage?

God's Word advises us how to live for God and be sure that our hearts are true to Him.

Choose one student to recite the passage from memory (may get help from classmates).

-or-

Students partner up and quiz each other on the passage. After a few minutes, choose one student to recite the passage to the class from memory.

For the word of God is living and active. Sharper than any double-edged sword, it penetrates even to dividing soul and spirit, joints and marrow; it judges the thoughts and attitudes of the heart.



Review of Unit 9 Scripture Song



(TE, p. 85; SW, p. 69)

"Shook by the Book" (Hebrews 4:12)

(Play song in class by navigating online to the Media Player in the Teachers Menu)

Students turn to the Song Lyrics on page 69 of their Student Workbooks. While listening to the song, students write down their insights and make personal connections on the lyrics page (circle key words, underline action steps, write out what God is teaching them to do, rewrite main ideas in their own words, etc.).

Discuss: According to the song, "Shook By the Book", how can God's Word change you?

God's Word can shake up our hearts, because it is living and active, not just words on a page. It is living because it is the spoken Word of God, and it is active because it reveals our hidden thoughts and the attitudes of our heart. We can get "Shook by the Book" when we let God's Word advise us in what to do and help us to be sure our heart is true to God.



Review of Unit 9 Motto



▶ PLAY HERE

(Play video in class by navigating online to Rewind: LEARNING REVIEW in the Weekly Menu)

Play the Motto Buster Video in class to see who can guess it first. Pause the video when students raise their hand to indicate they have solved the motto. Students state the motto out loud and explain the meaning in their own words.

The Word of God is living and active

Application: What specific ways show that the Word of God is living and active?

- 1) It can change our lives because it is God's words.
- 2) The Bible is the spoken Word of God and is alive.
- 3) God's Word is active and can speak to our hearts.
- 4) The Word of God penetrates our hearts with truth.
- 5) God's Word shows us where our hearts really are.
- 6) Our attitudes are revealed in light of God's Word.



Review of Unit 10 Bible Passage



(TE, p. 91; SW, p. 75)

James 1:5–6

Ask a student to read the Bible Passage from page 75 and then close their workbook. Discuss: What is the main idea of the passage?


God will give His wisdom to any believer who asks and truly believes that He will give it.

Choose one student to recite the passage from memory (may get help from classmates).

-or-

Students partner up and quiz each other on the passage. After a few minutes, choose one student to recite the passage to the class from memory.

If any of you lacks wisdom, he should ask God, who gives generously to all without finding fault, and it will be given to him. But when he asks, he must believe and not doubt, because he who doubts is like a wave of the sea, blown and tossed by the wind.



Review of Unit 10 Scripture Song



(TE, p. 92; SW, p. 76)

"Go Get God" (James 1:5–6)

(Play song in class by navigating online to the Media Player in the Teachers Menu)

Students turn to the Song Lyrics on page 76 of their Student Workbooks. While listening to the song, students write down their insights and make personal connections on the lyrics page (circle key words, underline action steps, write out what God is teaching them to do, rewrite main ideas in their own words, etc.).

Discuss: What should we do if we need wisdom?

As if God is literally sitting in a room next door, we can "Go Get God" any time we have a decision to make. If we lack wisdom, we can go ask God in prayer, and Godly wisdom will be given to us. God's wisdom is available to those who are simply willing to ask for it because He is full of wisdom and wants to freely give it to those who ask in full faith.



Review of Unit 10 Motto



▶ PLAY HERE

(Play video in class by navigating online to Rewind: LEARNING REVIEW in the Weekly Menu)

Play the Motto Buster Video in class to see who can guess it first. Pause the video when students raise their hand to indicate they have solved the motto. Students state the motto out loud and explain the meaning in their own words.

But when he asks, he must believe and not doubt

Application: How can we seek God's wisdom?

We simply need to read the Bible, ask God for wisdom in prayer, and really believe without doubting that He will give it to us. God promises that He will generously give us wisdom—without making us worry about asking—to those who believe. Therefore, we should never be afraid, but rather eager, to ask God for all the wisdom we need when we need it most!



Review of Units 11 and 12 Core Bible Story



(TE, pp. 100, 108; SW, pp. 82, 90)

Read Daniel 6:12–28—Daniel in the Den of Lions (Parts I and II)

Students turn to pg. 84 and look at their own drawings from the One-minute Draw while the teacher reads the Core Bible Story (Parts I and II). Teacher facilitates discussion as the class briefly summarizes each of the four parts of the story.

Daniel 6:12-15 King Darius was tricked into making a law that any man found praying to anyone except the king would be thrown into a den of lions. The king was distressed because he loved Daniel and did not want him harmed.

Daniel 6:16-18 Daniel prayed to God despite the new law and was thrown into the lions' den. The king was so upset he did not eat or sleep.

Daniel 6:19-23-God sent his angel and shut the mouths of the lions. Daniel was protected because he trusted in God and was devoted to Him.

Daniel 6:24-28-The king had all the men who had falsely accused Daniel thrown into the lions' den, and they were devoured. The king decreed that all people in his kingdom must fear and serve the God of Daniel, and only Him. Daniel prospered.

How did Daniel show great faith in God?

Daniel believed God, and God honored his faith. He also accepted God's will, even if it meant getting eaten by lions. Daniel loved God and pursued him with all his heart. Daniel lived a virtuous life, so that even his enemies could find no fault in him. He was determined to serve God faithfully no matter what it cost him personally. Daniel never defended himself but left that to God. Daniel's great faith strengthened the faith of others and gave them hope in God. Daniel was most interested in bringing God glory and he wasn't concerned with taking revenge on his enemies. His enemies were dealt with by God.

How is the story of Daniel an encouragement to you?

The story of Daniel should motivate us to be devoted to God no matter the consequences, even if that means losing popularity with friends. Daniel encourages us to obey God, trust Him, and submit to His will, knowing that He will protect us for His glory. After all, should we be more devoted to pleasing mere men, or to pleasing the one true God?



Review of Unit 11 Bible Passage



(TE, p. 102; SW, p. 84)

Hebrews 4:15b–16

Ask a student to read the Bible Passage from page 84 and then close their workbook. Discuss: What is the main idea of the passage?


Because Jesus made it possible for us to have a relationship with God, we can pray and be sure that He will help us.

Choose one student to recite the passage from memory (may get help from classmates).

-or-

Students partner up and quiz each other on the passage. After a few minutes, choose one student to recite the passage to the class from memory.

We have one who has been tempted in every way, just as we are—yet was without sin. Let us then approach the throne of grace with confidence, so that we may receive mercy and find grace to help us in our time of need.



Review of Unit 11 Scripture Song



(TE, p. 103; SW, p. 85)

"Prayin' Streak" (Hebrews 4:15b–16)

(Play song in class by navigating online to the Media Player in the Teachers Menu)

Students turn to the Song Lyrics on page 85 of their Student Workbooks. While listening to the song, students write down their insights and make personal connections on the lyrics page (circle key words, underline action steps, write out what God is teaching them to do, rewrite main ideas in their own words, etc.).

Discuss: How can being on a "Prayin' Streak" help us?

Just as being on a winning streak means we keep winning, being on a "Prayin' Streak" means we keep praying! Although Jesus was without sin, He understands our weaknesses and wants us to confidently seek Him. Therefore, praying is approaching God and expecting His grace and mercy in our time of need. Prayer can only fail if we choose not to pray.



▶ PLAY HERE

Review of Unit 11 Motto



(Play video in class by navigating online to Rewind: LEARNING REVIEW in the Weekly Menu)

Play the Motto Buster Video in class to see who can guess it first. Pause the video when students raise their hand to indicate they have solved the motto. Students state the motto out loud and explain the meaning in their own words.

Approach the throne of grace with confidence

Application: Why are we able to approach the throne of grace (pray and worship God) with confidence?

We can approach God's throne of grace confidently because Jesus, who was tempted as we are but never sinned, understands what it is like to be a man. Therefore, He has made a way for us to find mercy and grace in prayer as He sympathizes with our weaknesses. When we pray, we can go "near to the throne" with certainty because of what Jesus has done for us.



Review of Unit 12 Bible Passage



(TE, p. 109; SW, p. 91)

Romans 5:15

Ask a student to read the Bible Passage from page 91 and then close their workbook. Discuss: What is the main idea of the passage?


Just as the sin of one man (Adam) brought death, the grace of one man (Jesus Christ) brought eternal life.

Choose one student to recite the passage from memory (may get help from classmates).

-or-

Students partner up and quiz each other on the passage. After a few minutes, choose one student to recite the passage to the class from memory.

But the gift is not like the trespass. For if the many died by the trespass of the one man, how much more did God's grace and the gift that came by the grace of the one man, Jesus Christ, overflow to the many.



Review of Unit 12 Scripture Song



(TE, p. 110; SW, p. 92)

"It's Jesus' Love" (Romans 5:15)

(Play song in class by navigating online to the Media Player in the Teachers Menu)

Students turn to the Song Lyrics on page 92 of their Student Workbooks. While listening to the song, students write down their insights and make personal connections on the lyrics page (circle key words, underline action steps, write out what God is teaching them to do, rewrite main ideas in their own words, etc.).

Discuss: What is the coolest thing ever given to man? How did we get it?

Jesus' love is the coolest thing ever given to man! Because sin was brought into the world by the one man—Adam, forgiveness was brought into the world by the God man—Jesus! God provided forgiveness for mankind by sending His love down from above, in the form of Jesus' love. Through Jesus' love we have the greatest gift of all time ... eternal life!



▶ PLAY HERE

Review of Unit 12 Motto



(Play video in class by navigating online to Rewind: LEARNING REVIEW in the Weekly Menu)

Play the Motto Buster Video in class to see who can guess it first. Pause the video when students raise their hand to indicate they have solved the motto. Students state the motto out loud and explain the meaning in their own words.

How much more did God's grace overflow to the many

Application: This tricky motto comes from Romans 5:15. The motto is making a comparison. Read the verse as a class and try to identify the comparison and what it means.

Comparison - Sin came into the world through one man (Adam) while the forgiveness of sins came through one man (Jesus).

Meaning – Because of Jesus' love for us, the forgiveness of sins not only removes the penalty of sin that came into the world through Adam, but also blesses us far beyond this life with eternal life for all who believe in Him.

BIBLE REPLAY CURRICULUM™

4th Edition
© 2020-21 Bible REPLAY, Inc.
BibleREPLAYCurriculum.com

