

BIBLE PASSAGE Exodus 14:13-14

Moses answered the people, "Do not be afraid. Stand firm and you will see the deliverance the LORD will bring you today. The Egyptians you see today you will never see again. The LORD will fight for you; you need only to be still."

BIBLE SUMMARY

In the "Adventures in the Proof of God's Authority," God shows Moses and the Israelites they can trust and obey Him. He offers them many signs of His power and good intentions so that they will follow Moses into the promised land and be God's people.



LESSON 1 RESPECTING GOD (EXODUS 3:1-12)

LESSON TARGET: Know that God called Moses from a burning bush to lead His people out of slavery.

LESSON SETTING: As the narrative opens, Egypt has enslaved the Israelites. Pharaoh (the title of the Egyptian ruler) has ordered the midwives to kill all male Israelite babies. This was to keep them from multiplying so much that they could rebel against their masters. God calls Moses to lead the people out of Egypt. We see that when God calls, God provides.



LESSON 2 HEARING GOD (EXODUS 4:1-17)

LESSON TARGET: Understand that God gave Moses the ability to show signs so the Israelites would know God sent him.

LESSON SETTING: God told Moses to do something dangerous: lead His people out of Egypt. The people's lives would be at stake, so they needed proof that God was indeed sending Moses to deliver them. Therefore, God gave Moses signs to show them.



LESSON 3 FOLLOWING GOD (EXODUS 5:1-21)

LESSON TARGET: Understand that Pharaoh refused Moses's request.

LESSON SETTING: Moses and the Israelites likely thought that the trek out of Egypt would be easy. But they were wrong. When Moses asked Pharaoh to let the people come with him to the desert to worship God, Pharaoh refused and increased the people's workload. They not only had to make the same quota of bricks, but they also had to gather the straw they needed to make the bricks. As a result, the Israelites doubted God sent Moses. Moses himself was confused. But difficulties do not mean God is not with us.



LESSON 4 BELIEVING GOD (EXODUS 7:14-24)

LESSON TARGET: Understand that God sent a plague of blood as a sign He was the true God.

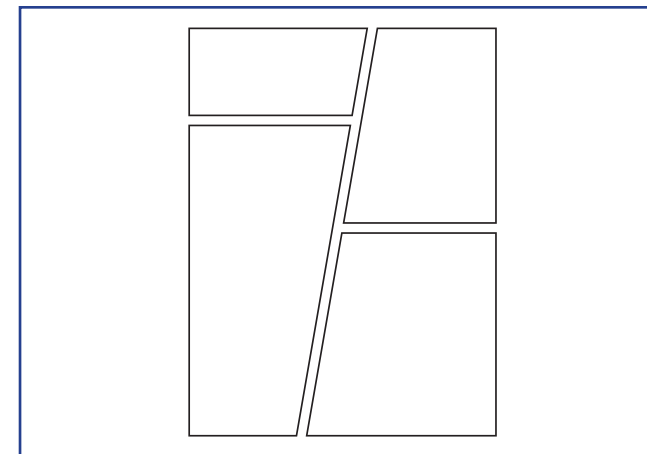
LESSON SETTING: Ten plagues in all demonstrated to the Egyptians and the Israelites that God was the true God. Most of the plagues showed that God was more powerful than the gods the Egyptians worshiped. For example, the Egyptians believed the Nile was the sacred bloodstream of the god Osiris, yet Moses's God turned it into blood. This taught the Israelites that they should not worship any god but the one true God.

LESSON 1 CRAFT

INSTRUCTIONS: Number the squares. Re-read the Lesson 1 Bible Story. Illustrate and write the Story of Moses. Don't forget to use speech bubbles for your unit comic book!

SUPPLIES NEEDED: Colored pencils and crayons. Note: This project-based "Moses" comic book craft will conclude with the final cover being made in lesson 4 of Unit 2.

(Use the supplied Craft PDF to print the student sheets)

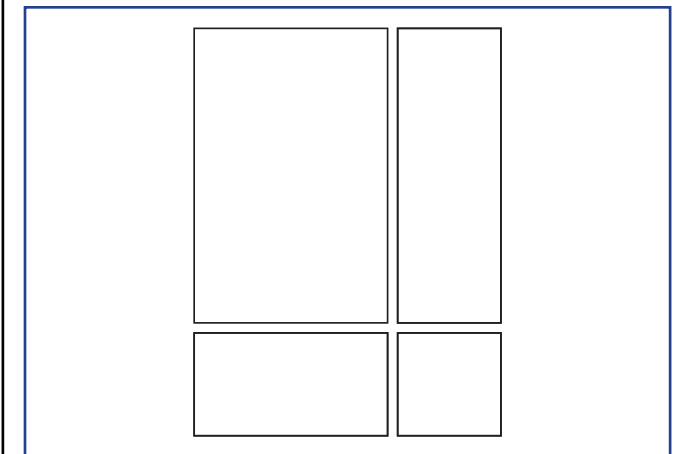


LESSON 2 CRAFT

INSTRUCTIONS: Number the squares. Re-read the Lesson 2 Bible Story. Illustrate and write the Story of Moses. Don't forget the speech bubbles for your unit comic book!

SUPPLIES NEEDED: Colored pencils and crayons. Note: This project-based "Moses" comic book craft will conclude with the final cover being made in lesson 4 of Unit 2.

(Use the supplied Craft PDF to print the student sheets)

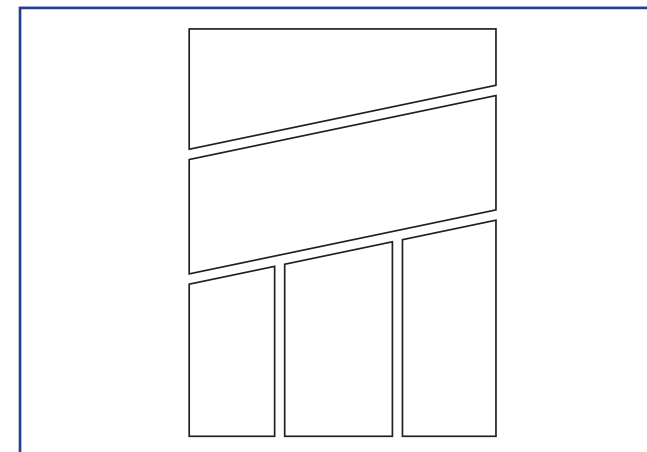


LESSON 3 CRAFT

INSTRUCTIONS: Number the squares. Re-read the Lesson 1 Bible Story. Illustrate and write the Story of Moses. Don't forget to use speech bubbles for your unit comic book!

SUPPLIES NEEDED: Colored pencils and crayons. Note: This project-based "Moses" comic book craft will conclude with the final cover being made in lesson 4 of Unit 2.

(Use the supplied Craft PDF to print the student sheets)

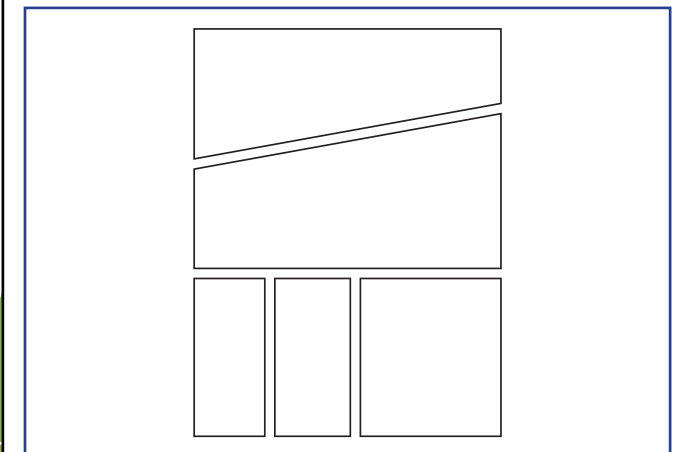


LESSON 4 CRAFT

INSTRUCTIONS: Number the squares. Re-read the Lesson 1 Bible Story. Illustrate and write the Story of Moses. Don't forget to use speech bubbles for your unit comic book!

SUPPLIES NEEDED: Colored pencils and crayons. Note: This project-based "Moses" comic book craft will conclude with the final cover being made in lesson 4 of Unit 2.

(Use the supplied Craft PDF to print the student sheets)




UNIT 1
LESSON
1Respecting
God

DAY 1

Exodus 3:1-12

Moses and the burning bush. One day while Moses was out watching over his family's sheep, he saw a most unusual sight! He saw a bush that was on fire but was not burning up. So Moses decided to go over and see this strange sight. When he got closer, a voice from the bush started calling his name! "Moses! Moses!" He realized that the voice was God's voice! Moses answered God, saying, "Here I am." God told Moses to take his shoes off because he was standing on holy ground. Then God spoke to Moses through the bush. God told him that He had heard the cries of His people in Egypt. They lived in Egypt, but the Egyptians had made them their slaves and were treating them very poorly. The Israelites were praying and crying out to God to help them. God told Moses that He heard the prayers and He had a job for Moses. God told Moses He was sending him to Pharaoh to bring His people out of Egypt. Moses got a little worried. He wondered if maybe there were other people, younger, more powerful, and maybe even better speakers, who could go instead. But God had a plan for Moses and He would not let Moses fail. God knew that Moses was the best guy for the job. God told Moses that He would be with him the whole time. Moses would have God on his side when he went to talk to the Pharaoh to ask him to let the Israelites leave Egypt.

UNIT 2
BIBLE PASSAGE
Exodus 14:13-14

Moses answered the people, "Do not be afraid. Stand firm and you will see the deliverance the LORD will bring you today. The Egyptians you see today you will never see again. The LORD will fight for you; you need only to be still."

UNIT 1
LESSON
1Respecting
God

DAY 2

ACTIVITIES

THE BURNING BUSH

Think about the Bible story, and then answer the questions below using a complete sentence. Discuss your answers with the class.

ANSWER IDEAS

1. What did Moses think was interesting about the bush?

The bush was interesting because it was on fire, but not being consumed.

2. Why did Moses have to take off his shoes? God told

Moses to take his shoes off because the ground was holy.

3. Whose prayers had God heard? God heard the

Israelite's prayers while they were in Egypt.

4. What had the Egyptians done to God's people? The

Egyptians had made God's people slaves.

5. Why do you think God used a burning bush to speak

Answers will vary. Answers will vary.

6. What are some ways God speaks to us?

Answers will vary.

LESSON 1
MEMORY
WORDS

Exodus 3:8

"So I have come down to rescue them from the hand of the Egyptians and to bring them up out of that land into a good and spacious land, a land flowing with milk and honey."

UNIT 1
LESSON
1

Respecting
God

DAY 3

LESSON 1
LEARNING
POINTS

God had
a job for
Moses to do.

God will
help us to
do the job
He has
for us!

UNIT 2
BIBLE PASSAGE
Exodus 14:13-14

Moses answered the people, "Do not be afraid. Stand firm and you will see the deliverance the LORD will bring you today. The Egyptians you see today you will never see again. The LORD will fight for you; you need only to be still."

APPLICATION

WHAT HAPPENED?

Imagine you are Moses and you have just seen and been talking to God, who spoke from a burning bush. When you returned home, what or how would you tell your family about what happened?



Answers will vary.

MUSIC

"WATCH HIM GO!"

Exodus 14:13-14

When God went to Moses
He spoke to him one-on-one
And said from a bush
Ever-burning the time had come
"You'll go to deliver my people,
With words that are second to none"
So with signs and wonders
Equipped him to get it done
As Moses approached all the people
He knew what to say at once

Don't be afraid, stand firm and know
The Lord knew from long ago
Stand firm and wait, see how this goes
The Lord loves the ones He chose
Don't be afraid, stand firm and know
The Lord knew from long ago
Stand firm and wait, see how this goes
The Lord will fight for you
Be still and your faith will grow
And watch Him go!

UNIT 1
LESSON
1

Respecting
God

DAY 4

LESSON 1
MEMORY
WORDS

Exodus 3:8

"So I have come down to rescue them from the hand of the Egyptians and to bring them up out of that land into a good and spacious land, a land flowing with milk and honey."



UNIT 1
LESSON
2Hearing
God

DAY 1

Exodus 4:1-17

Moses receives signs and power. Have you ever had doubts? A doubt is when you are not sure about something. Moses had doubts. He was worried that the Israelites would not believe that God had sent him to take them out of Egypt. Moses was also worried about talking to Pharaoh. Moses was not a confident speaker when there were a lot of people around. Moses told God about his worries and doubts. God had a plan for Moses to prove to the people that God had sent him. God told Moses to take his staff and throw it on the ground. When Moses did this, the staff turned into a snake! Moses jumped and was startled! God told Moses to pick up the snake by the tail. When Moses did, the snake turned back into his staff! Then God told Moses to put his hand inside his shirt. Moses did. Then God said to take out his hand. When Moses pulled his hand out, it was covered with a bad disease called leprosy that turned his skin white. Moses was scared! God then said to put his hand back into his shirt and pull it out again. When Moses did this, his hand came out completely healed and healthy! God told Moses to use these signs and powers when he talked to the Israelites to prove that the true God sent him. Moses had one more doubt. He was worried about talking to people because he did not think he was a good speaker. So he asked God to send someone else. God told Moses that he could take his older brother, Aaron. Aaron was a good speaker and would help Moses do the talking. God had settled all of Moses's doubts, and Moses was ready to go to Egypt and face Pharaoh!

UNIT 2
BIBLE PASSAGE
Exodus 14:13-14

Moses answered the people, "Do not be afraid. Stand firm and you will see the deliverance the LORD will bring you today. The Egyptians you see today you will never see again. The LORD will fight for you; you need only to be still."

UNIT 1
LESSON
2Hearing
God

DAY 2

ACTIVITIES

SIGNS FOR MOSES

Think about the Bible story, and then answer the questions below using a complete sentence. Discuss your answers with the class.

ANSWER IDEAS

- What is doubt? Doubt is not being sure about something.
- What happened to Moses' staff when he threw it on the ground? Moses' staff turned into a snake when he threw it down, and back into a staff when he picked it up.
- What happened to Moses' hand? Moses' hand had leprosy when he pulled it out of his cloak and was healed when he put it back in the cloak.
- How did God take care of Moses' doubts? God took care of Moses' doubts by having Aaron go with him and by giving Moses signs and wonders to do to convince Pharaoh and the people that God sent him.
- What are some doubts you have? Answers will vary.
- How can God or His Holy Word help you with your doubts? Answers will vary.

LESSON 1
MEMORY
WORDS

Exodus 4:12

Now go;
I will
help you
speak and
will teach
you what
to say."

UNIT 1
LESSON
2Hearing
God

DAY 3

LESSON 2
LEARNING
POINTS

God replaced Moses' fears and doubt with faith in God.

God can increase our faith in how much He cares for us!

UNIT 2
BIBLE PASSAGE
Exodus 14:13-14

Moses answered the people, "Do not be afraid. Stand firm and you will see the deliverance the LORD will bring you today. The Egyptians you see today you will never see again. The LORD will fight for you; you need only to be still."

FAITH OVER DOUBTS

What are some doubts that you think you and other second graders have? Discuss with your class and then make a list of doubts together. Finally, discuss the list together and write down ways God can help you with your doubts.

DOUBTS
ANSWER IDEAS

Low self-worth from being teased.

Not understanding schoolwork.

Not feeling loved as family argues.

Difficulty finding our talents.

WAYS GOD CAN HELP
ANSWER IDEAS

Sends helpful adults or friends.

Gives wisdom or a helper.

Family turns to God by prayer.

Helpful teachers or coaches.



MUSIC

KEY WORDS

Listen to the Unit song and STOP when you hear one of the key words below. Each time you STOP, discuss the meaning of the key word and what it teaches.



firm

Definition: Strong and unchanging.

Say: "Stand **firm** and know that God is for us!"

fight

Definition: Determine to win.

Say: "Don't be afraid for God will **fight** for us!"

still

Definition: Calm with confidence.

Say: "Be **still** knowing that God will protect us!"

"WATCH HIM GO!"
Exodus 14:13-14

When God went to Moses
He spoke to him one-on-one
And said from a bush
Ever-burning the time had come
"You'll go to deliver my people,
With words that are second to none"
So with signs and wonders
Equipped him to get it done
As Moses approached all the people
He knew what to say at once

Don't be afraid, stand firm and know
The Lord knew from long ago
Stand firm and wait, see how this goes
The Lord loves the ones He chose
Don't be afraid, stand firm and know
The Lord knew from long ago
Stand firm and wait, see how this goes
The Lord will fight for you
Be still and your faith will grow
And watch Him go!

UNIT 1
LESSON
2Hearing
God

DAY 4

LESSON 1
MEMORY
WORDS

Exodus 4:12

Now go;
I will
help you
speak and
will teach
you what
to say."



UNIT 1
LESSON
3Following
God

DAY 1

BIBLE STORY



Exodus 5:1-21

Moses and Aaron visit Pharaoh. Moses and Aaron went to Egypt. They met with the Israelites first and Moses showed them the signs. The people believed God had sent Moses! Next, they went to Pharaoh's palace. Pharaoh was the leader of the Egyptians. The Egyptians did not believe the true God, the God of the Israelites, was stronger than their gods. Pharaoh forced the Israelites to build the fancy buildings all over the kingdom of Egypt. The Israelites were slaves to the Egyptian people. They did not have a say in anything that happened to them. Pharaoh wanted to keep the Israelites so that he could make them do all the work so he and his people would not have to. But Moses and Aaron told Pharaoh that the God of Israel said, "Let my people go, so that they may hold a festival to me in the desert." Pharaoh laughed! He said he did not know the Lord and would not let Israel go. Pharaoh was not going to do anything that God said because he did not believe the true God was powerful. Pharaoh thought he was like a god because he was enormously powerful as Egypt's leader. Pharaoh told Moses and Aaron to get back to work! He then told his Egyptian officers to make the work much harder for the Israelites. The officers beat and hurt the Israelites for not working fast enough. The Israelites were upset with Moses and Aaron because their words made Pharaoh mad. But God's plan to free the Israelites was just getting started! Moses and Aaron had more work to do, work that would keep Pharaoh busy and change his mind about letting the Israelites go.

UNIT 2
BIBLE PASSAGE
Exodus 14:13-14

Moses answered the people, "Do not be afraid. Stand firm and you will see the deliverance the LORD will bring you today. The Egyptians you see today you will never see again. The LORD will fight for you; you need only to be still."

UNIT 1
LESSON
3Following
God

DAY 2

ACTIVITIES

PHAROAH'S ANSWER

Think about the Bible story, and then answer the questions below using a complete sentence. Discuss your answers with the class.

ANSWER IDEAS

1. What is a slave? A slave is forced to work without pay and treated unfairly.
2. Why did Pharaoh laugh at what Moses and Aaron said to him? Pharaoh did not believe in the true God or that he should let God's people go free.
3. What did the Egyptian officials do to the Israelites after Moses and Aaron spoke to Pharaoh? The officers made the Israelites work harder and beat them if they eased up.
4. Why were the Israelites upset with Moses and Aaron? The Israelites were upset because they thought Moses and Aaron had caused Pharaoh to become angry and make them work harder.
5. Do you think the Israelites understood that God was actually helping them? Why or why not? Answers will vary.
6. How can God help us when we are in a tough situation? Answers will vary.

LESSON 1
MEMORY
WORDS

Exodus 5:2

Pharaoh said, "Who is the LORD, that I should obey him and let Israel go? I do not know the LORD and I will not let Israel go."

UNIT 1
LESSON
3Following
God

DAY 3

LESSON 3
LEARNING
POINTS

God was with His people even when they were treated unfairly.

We can depend on God to protect us when our faith is in Him!

UNIT 2
BIBLE PASSAGE
Exodus 14:13-14

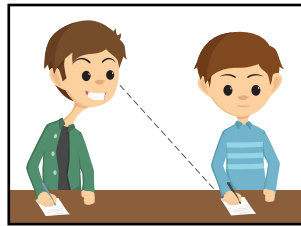
Moses answered the people, "Do not be afraid. Stand firm and you will see the deliverance the LORD will bring you today. The Egyptians you see today you will never see again. The LORD will fight for you; you need only to be still."

Adventures in the Proof of God's Authority and the Triumph of God's Son

APPLICATION

FROM UNFAIR TO FAIR


Pharoah was treating the Israelites unfairly. With a small group of classmates, write how people might feel about the unfair events in the pictures below. **ANSWER IDEAS**



Cheating: Unfair because
others take advantage
of our hard work.



Having more: Unfair be-
cause others think they are
better than we are.



Getting more: Unfair
because others think they
deserve more than us.

How does what God did in this picture make things fair in an eternal way?



ANSWER IDEAS

God made all things fair by
giving everyone the same
opportunity for eternal life.

MUSIC

INSPIRED LYRICS
SEARCH

Search the Unit Bible Passage (on the APPLICATION page to the left) and the song lyrics to the right to FIND 3 matching words found in both places. Write the 3 words below and talk about them.

Word 1:



Word 2:



Word 3:

"WATCH HIM GO!"
Exodus 14:13-14

When God went to Moses
He spoke to him one-on-one
And said from a bush
Ever-burning the time had come
"You'll go to deliver my people,
With words that are second to none"
So with signs and wonders
Equipped him to get it done
As Moses approached all the people
He knew what to say at once

Don't be afraid, stand firm and know
The Lord knew from long ago
Stand firm and wait, see how this goes
The Lord loves the ones He chose
Don't be afraid, stand firm and know
The Lord knew from long ago
Stand firm and wait, see how this goes
The Lord will fight for you
Be still and your faith will grow
And watch Him go!

UNIT 1
LESSON
3Following
God

DAY 4

LESSON 1
MEMORY
WORDS

Exodus 5:2


Pharaoh said,
"Who is the LORD,
that I should
obey him and
let Israel go?
I do not know the
LORD and I will not
let Israel go."

UNIT 1
LESSON
4Believing
God

DAY 1

Exodus 7:14-24

Moses and the plague of blood. Pharaoh continued to be stubborn and would not let the Israelites go. God told Moses and Aaron to get up early and go to the place by the Nile River where Pharaoh went every morning. The Nile River was an especially important river to the Egyptians. They got their drinking, cooking, and bathing water from it. They used the water for themselves, their animals, and their crops. They dug canals to carry water from the river to everywhere they needed water. God told Moses to hold his staff, the one that turned into a snake, over the river water. God said that when Moses did that, all the water would turn into blood. So, Moses and Aaron met Pharaoh on the banks of the Nile in the morning. Moses said to Pharaoh that since he did not listen to God's message, God had other plans to get his attention. Moses told Pharaoh that he would know God had sent him when he struck the river with his staff and it changed into blood. After saying this to Pharaoh, while Pharaoh was watching, Moses tapped the Nile with his staff. Immediately the water turned into red blood! All the water all over Egypt turned into blood. Streams, lakes, ponds, puddles, all turned into blood. Even water inside of buckets turned into blood! The blood became stinky too. The Egyptians dug holes in the ground to get clean water. When Pharaoh saw what had happened, he went into his palace. His heart was still hard toward Moses and Aaron. He was not going to let his Israelite slaves go!

UNIT 2
BIBLE PASSAGE
Exodus 14:13-14

Moses answered the people, "Do not be afraid. Stand firm and you will see the deliverance the LORD will bring you today. The Egyptians you see today you will never see again. The LORD will fight for you; you need only to be still."

UNIT 1
LESSON
4Believing
God

DAY 2

ACTIVITIES

A HARD HEART

Think about the Bible story, and then answer the questions below using a complete sentence. Discuss your answers with the class.

ANSWER IDEAS

1. Why was the Nile River important? The Nile was important because it was the main water source for all of Egypt.
2. What were Moses' instructions on how to turn the river into blood? Moses was to tap his staff on the Nile and the water would turn to blood.
3. Why do you think Pharaoh was not listening to Moses, Aaron or God? Answers will vary.
4. What does it mean to have a hard heart? To have a hard heart is to be closed to what God is trying to tell you.
5. Why do you think Pharaoh's heart was hard toward God? Answers will vary.
6. How do people in today's world have a hard heart toward God? Answers will vary.

LESSON 1
MEMORY
WORDS

Exodus 7:17

"By this you will know that I am the LORD: With the staff that is in my hand I will strike the water of the Nile, and it will be changed into blood."



UNIT 1
LESSON
4Believing
God

DAY 3

LESSON 4
LEARNING
POINTS

Moses stood firm when he obeyed God's instructions.

We can stand firm when we obey God's Holy Word!

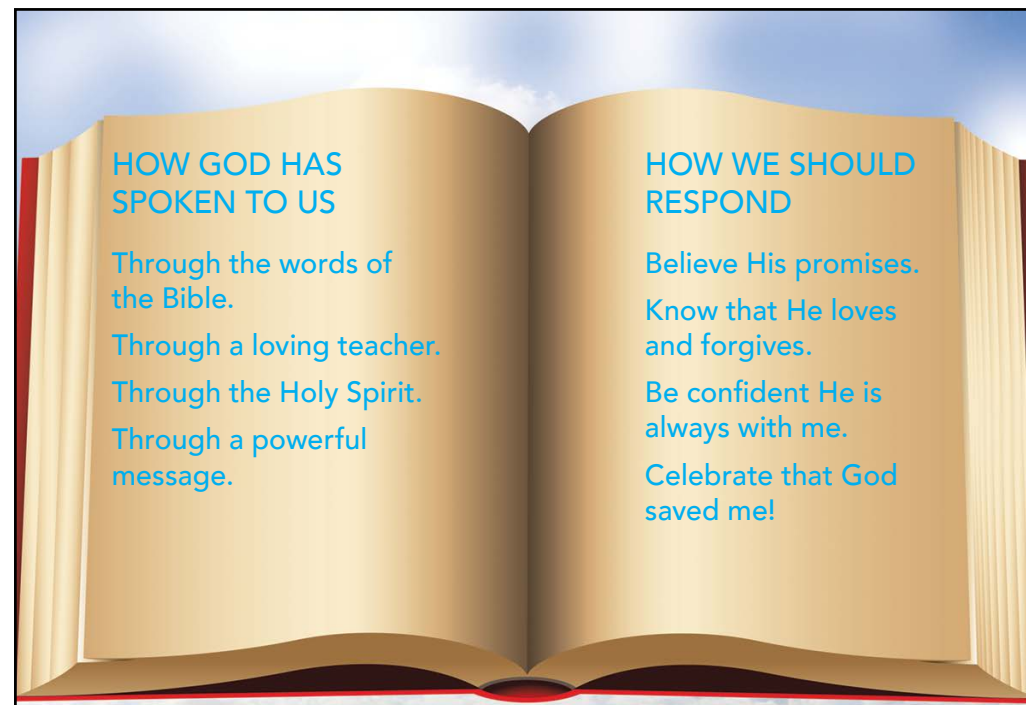
Adventures in the Proof of God's Authority and the Triumph of God's Son

APPLICATION

STANDING FIRM

Moses stood firm in his faith by obeying God's spoken word. How can we also stand firm in our faith? How has God spoken to us, and how should we respond to His words? Write your ideas in the Bible pages below and share with your class.

ANSWER IDEAS



MUSIC

SONGS-IN-ACTION

Listen to the Unit song to answer 2 questions about God in the spaces below by drawing a picture of your answer. Think about putting God's Word into action!

"WATCH HIM GO!"
Exodus 14:13-14

When God went to Moses
He spoke to him one-on-one
And said from a bush
Ever-burning the time had come
"You'll go to deliver my people,
With words that are second to none"
So with signs and wonders
Equipped him to get it done
As Moses approached all the people
He knew what to say at once

Don't be afraid, stand firm and know
The Lord knew from long ago
Stand firm and wait, see how this goes
The Lord loves the ones He chose
Don't be afraid, stand firm and know
The Lord knew from long ago
Stand firm and wait, see how this goes
The Lord will fight for you
Be still and your faith will grow
And watch Him go!

UNIT 1
LESSON
4Believing
God

DAY 4

LESSON 1
MEMORY
WORDS

Exodus 7:17

"By this you will know that I am the LORD: With the staff that is in my hand I will strike the water of the Nile, and it will be changed into blood."

UNIT 2
BIBLE PASSAGE
Exodus 14:13-14

Moses answered the people, "Do not be afraid. Stand firm and you will see the deliverance the LORD will bring you today. The Egyptians you see today you will never see again. The LORD will fight for you; you need only to be still."

